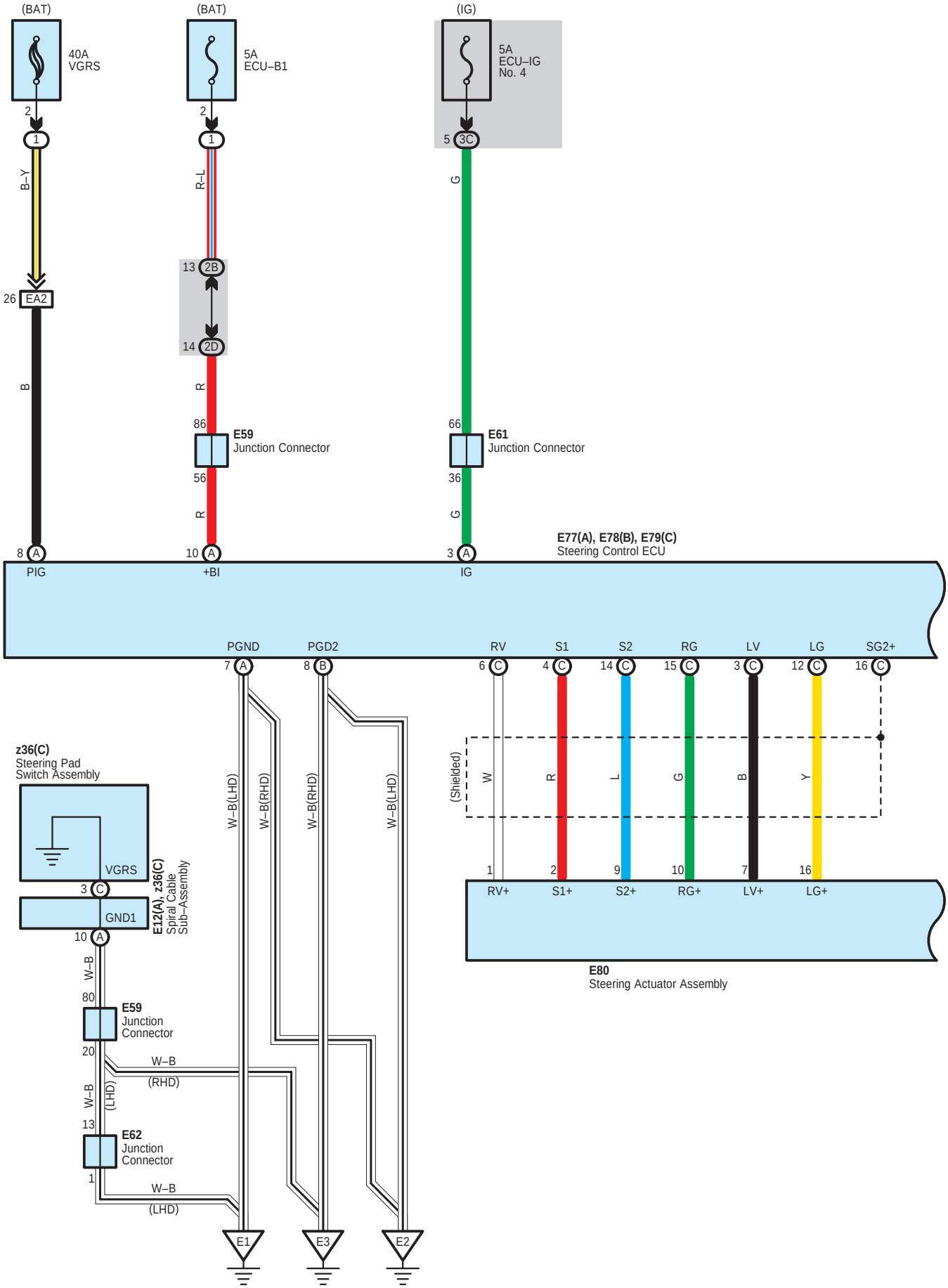
(BAT)
40A
VGRS
2
1
B–Y
26
EA2
B
8
A
PIG
(BAT)
5A
ECU–B1
2
1
R–L
13
2B
14
2D
R
86
E59
Junction Connector
56
R
10
A
+BI
(IG)
5A
ECU–IG
No. 4
5
3C
G
66
E61
Junction Connector
36
G
3
A
IG
E77(A), E78(B), E79(C)
Steering Control ECU
PGND
PGD2
RV
S1
S2
RG
LV
LG
SG2+
7 A
8 B
6 C
4 C
14 C
15 C
3 C
12 C
16 C
z36(C)
Steering Pad
Switch Assembly
VGRS
3
C
GND1
10
A
E12(A), z36(C)
Spiral Cable
Sub–Assembly
W–B
80
E59
Junction
Connector
20
W–B
(RHD)
W–B
(LHD)
13
E62
Junction
Connector
1
W–B
(LHD)
W–B(LHD)
W–B(RHD)
W–B(RHD)
W–B(LHD)
E1
E3
E2
(Shielded)
W
R
L
G
B
Y
1
2
9
10
7
16
RV+
S1+
S2+
RG+
LV+
LG+
E80
Steering Actuator Assembly

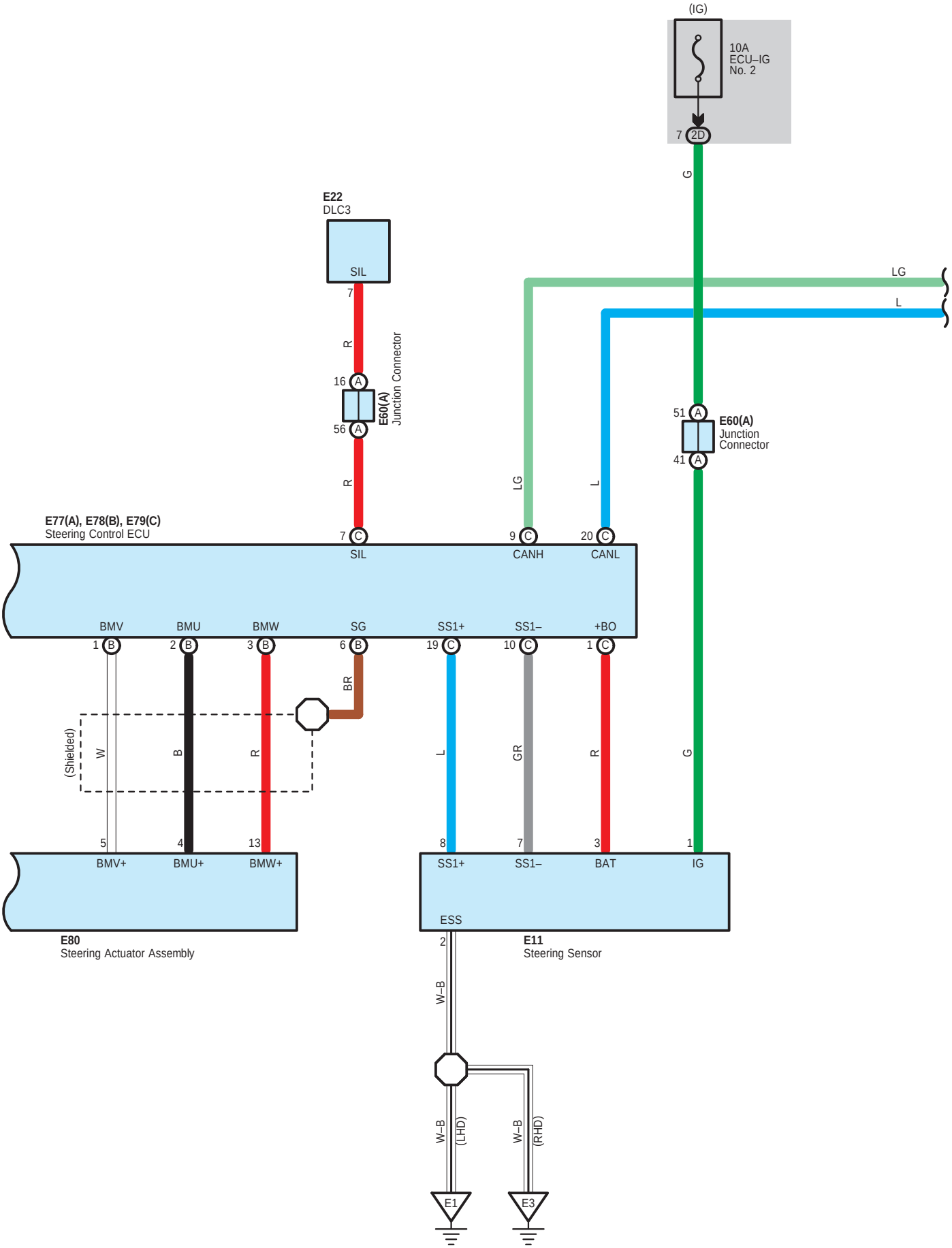
(IG)
10A
ECU–IG
No. 2
7 2D
G
E22
DLC3
SIL
7
R
16 A
56 A
E60(A)
Junction Connector
R
LG
L
LG
L
51 A
41 A
E60(A)
Junction
Connector
E77(A), E78(B), E79(C)
Steering Control ECU
7 C
SIL
9 C
CANH
20 C
CANL
BMV
BMU
BMW
SG
SS1+
SS1–
+BO
1 B
2 B
3 B
6 B
19 C
10 C
1 C
BR
(Shielded)
W
B
R
L
GR
R
G
5
4
13
8
7
3
1
BMV+
BMU+
BMW+
SS1+
SS1–
BAT
IG
ESS
E80
Steering Actuator Assembly
E11
Steering Sensor
2
W–B
W–B
(LHD)
W–B
(RHD)
E1
E3

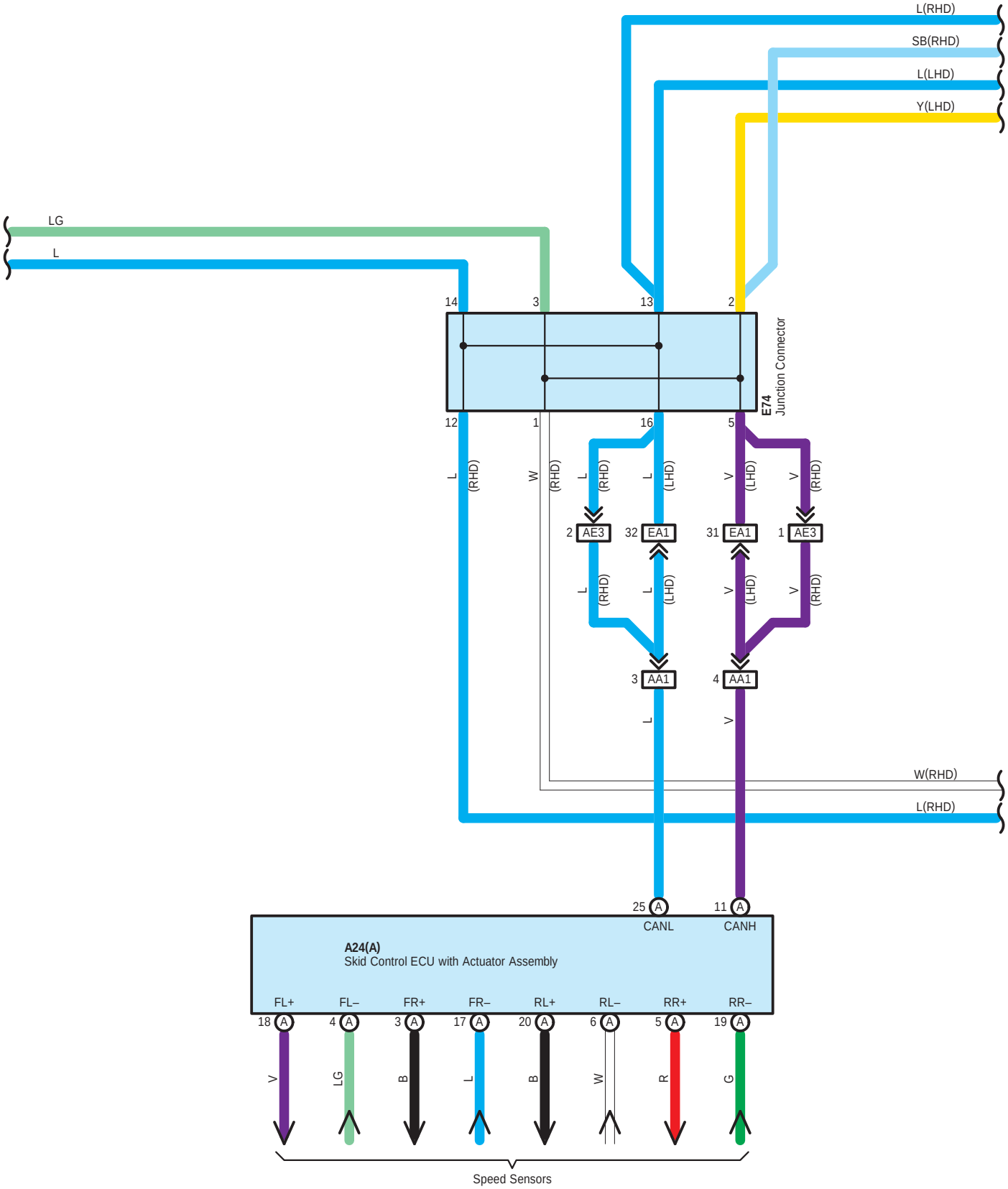
L(RHD)
SB(RHD)
L(LHD)
Y(LHD)
LG
L
14
3
13
2
E74
Junction Connector
12
1
16
5
L (RHD)
W (RHD)
L (RHD)
L (LHD)
V (LHD)
V (RHD)
2 AE3
32 EA1
31 EA1
1 AE3
L (RHD)
L (LHD)
V (LHD)
V (RHD)
3 AA1
4 AA1
L
V
W(RHD)
L(RHD)
25 A
11 A
CANL
CANH
A24(A)
Skid Control ECU with Actuator Assembly
FL+
FL–
FR+
FR–
RL+
RL–
RR+
RR–
18 A
4 A
3 A
17 A
20 A
6 A
5 A
19 A
V
LG
B
L
B
W
R
G
Speed Sensors

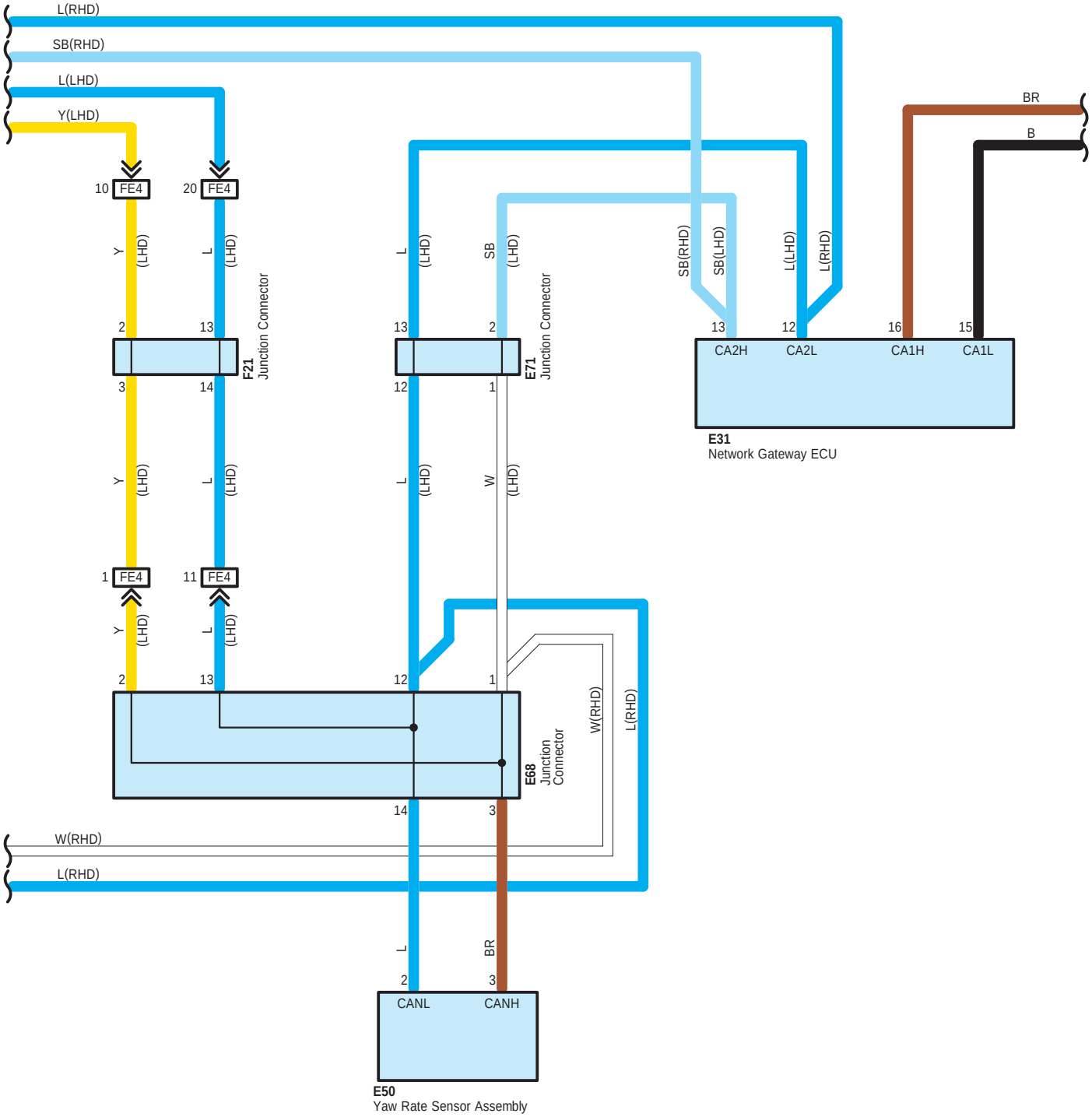
L(RHD)
SB(RHD)
L(LHD)
Y(LHD)
BR
B
10 FE4
20 FE4
Y (LHD)
L (LHD)
L (LHD)
SB (LHD)
SB(RHD)
SB(LHD)
L(LHD)
L(RHD)
2
13
F21
Junction Connector
13
2
E71
Junction Connector
13
12
16
15
CA2H
CA2L
CA1H
CA1L
3
14
12
1
E31
Network Gateway ECU
Y (LHD)
L (LHD)
L (LHD)
W (LHD)
1 FE4
11 FE4
Y (LHD)
L (LHD)
2
13
12
1
W(RHD)
L(RHD)
E68
Junction
Connector
14
3
W(RHD)
L(RHD)
L
BR
2
3
CANL
CANH
E50
Yaw Rate Sensor Assembly

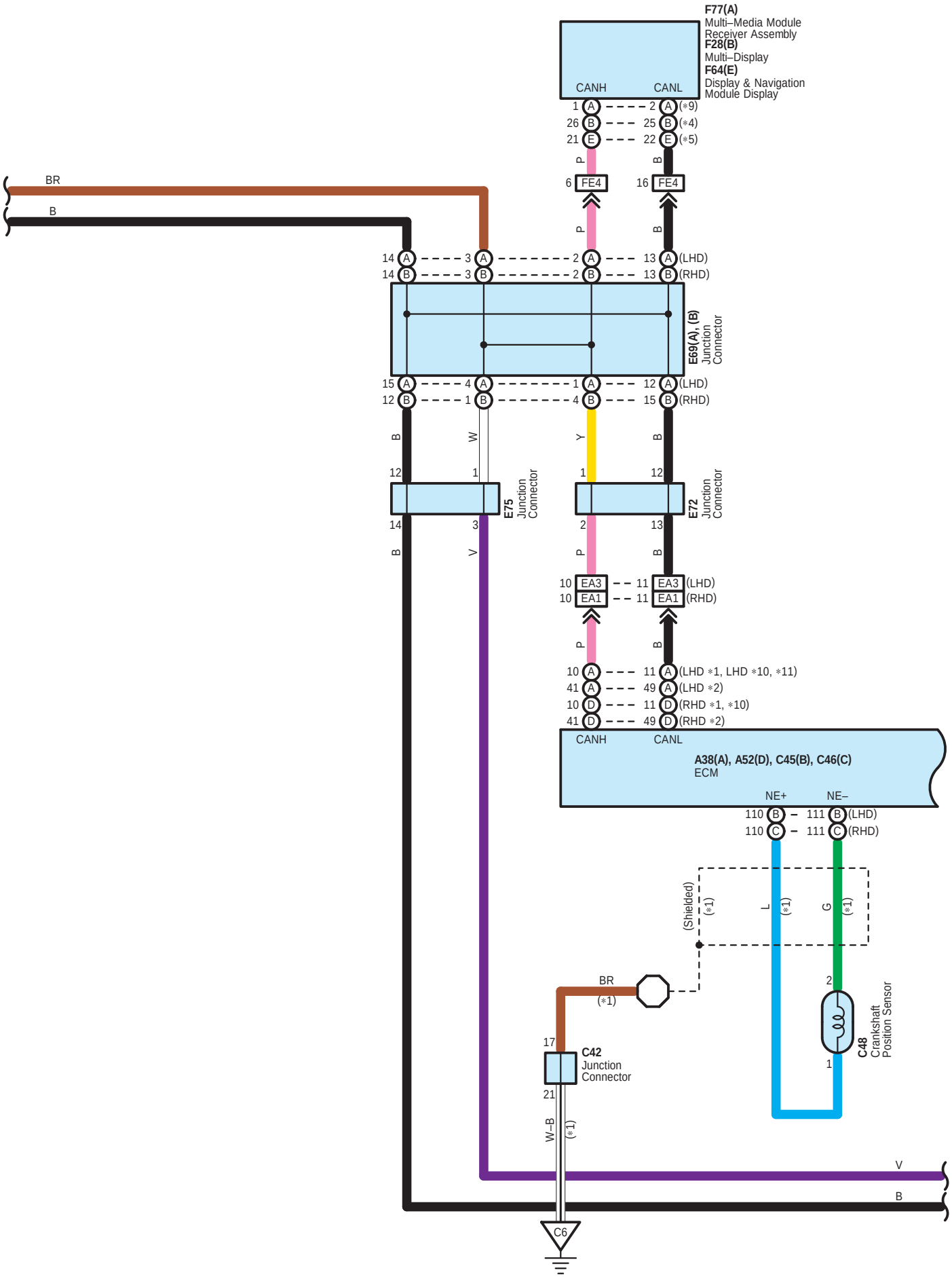
F77(A)
Multi–Media Module Receiver Assembly
F28(B)
Multi–Display
F64(E)
Display & Navigation Module Display
CANH
CANL
1 A 2 A (*9)
26 B 25 B (*4)
21 E 22 E (*5)
P
B
6 FE4
16 FE4
BR
B
14 A 3 A 2 A 13 A (LHD)
14 B 3 B 2 B 13 B (RHD)
E69(A), (B) Junction Connector
15 A 4 A 1 A 12 A (LHD)
12 B 1 B 4 B 15 B (RHD)
W
Y
12
1
1
12
E75 Junction Connector
E72 Junction Connector
14
3
2
13
V
10 EA3 11 EA3 (LHD)
10 EA1 11 EA1 (RHD)
10 A 11 A (LHD *1, LHD *10, *11)
41 A 49 A (LHD *2)
10 D 11 D (RHD *1, *10)
41 D 49 D (RHD *2)
A38(A), A52(D), C45(B), C46(C)
ECM
NE+
NE–
110 B 111 B (LHD)
110 C 111 C (RHD)
(Shielded)
(*1)
L
G
BR
17
C42 Junction Connector
21
W–B
2
1
C48 Crankshaft Position Sensor
V
B
C6

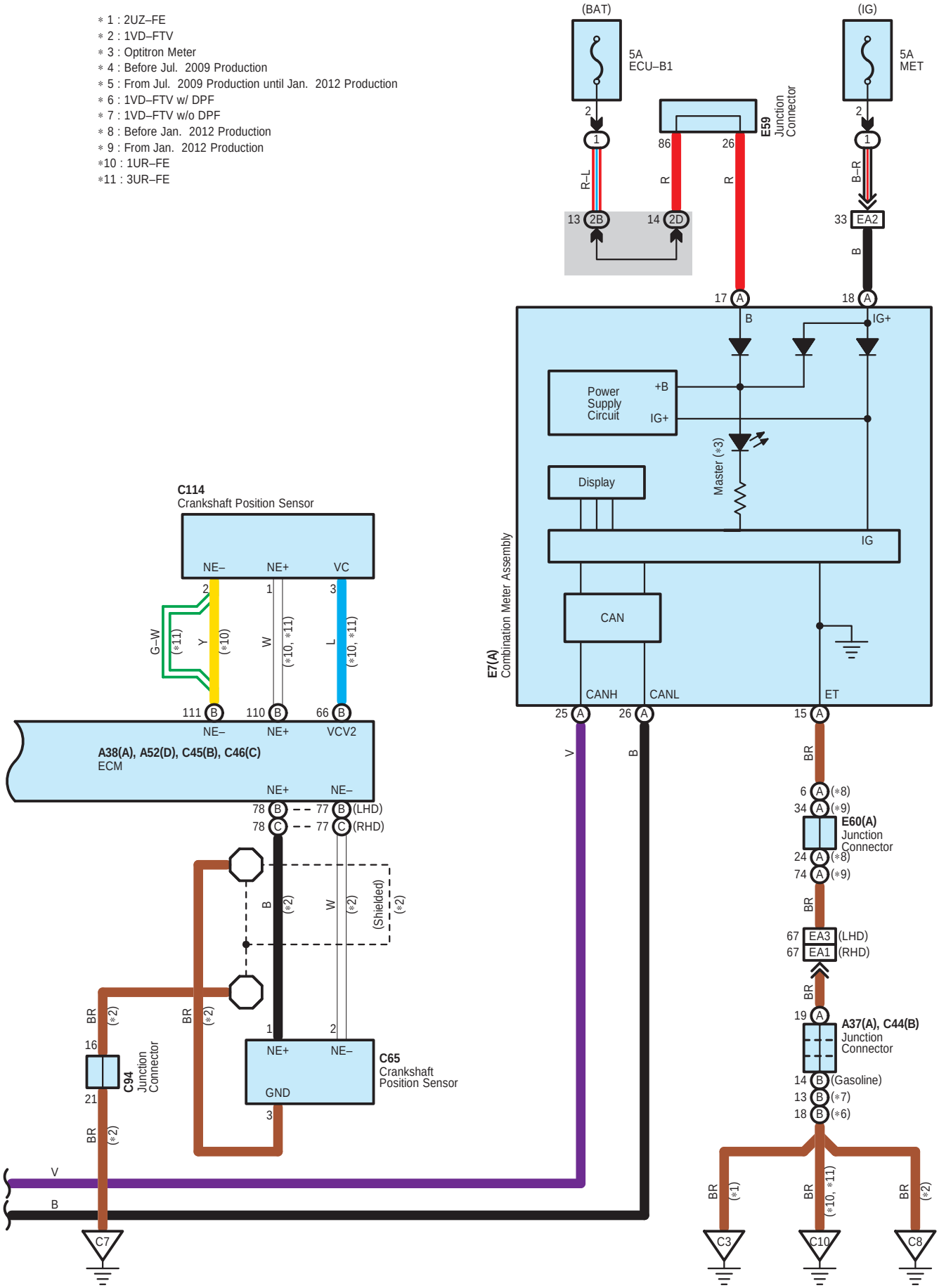
∗1 : 2UZ–FE
∗2 : 1VD–FTV
∗3 : Optitron Meter
∗4 : Before Jul. 2009 Production
∗5 : From Jul. 2009 Production until Jan. 2012 Production
∗6 : 1VD–FTV w/ DPF
∗7 : 1VD–FTV w/o DPF
∗8 : Before Jan. 2012 Production
∗9 : From Jan. 2012 Production
∗10 : 1UR–FE
∗11 : 3UR–FE
(BAT)
5A
ECU–B1
(IG)
5A
MET
E59
Junction
Connector
86
26
R–L
R
R
B–R
13 2B
14 2D
33 EA2
B
17 A
18 A
B
IG+
Power
Supply
Circuit
+B
IG+
Master (∗3)
Display
IG
CAN
E7(A)
Combination Meter Assembly
CANH
CANL
ET
25 A
26 A
15 A
V
B
BR
C114
Crankshaft Position Sensor
NE–
NE+
VC
2
1
3
G–W
(∗11)
Y
(∗10)
W
(∗10, ∗11)
L
(∗10, ∗11)
111 B
110 B
66 B
NE–
NE+
VCV2
A38(A), A52(D), C45(B), C46(C)
ECM
NE+
NE–
78 B
77 B (LHD)
78 C
77 C (RHD)
B
(∗2)
W
(∗2)
(Shielded)
(∗2)
BR
(∗2)
BR
(∗2)
16
21
C94
Junction
Connector
BR
(∗2)
1
2
NE+
NE–
GND
3
C65
Crankshaft
Position Sensor
V
B
C7
6 A (∗8)
34 A (∗9)
E60(A)
Junction
Connector
24 A (∗8)
74 A (∗9)
BR
67 EA3 (LHD)
67 EA1 (RHD)
BR
19 A
A37(A), C44(B)
Junction
Connector
14 B (Gasoline)
13 B (∗7)
18 B (∗6)
BR
(∗1)
BR
(∗10, ∗11)
BR
(∗2)
C3
C10
C8

A 24
Black

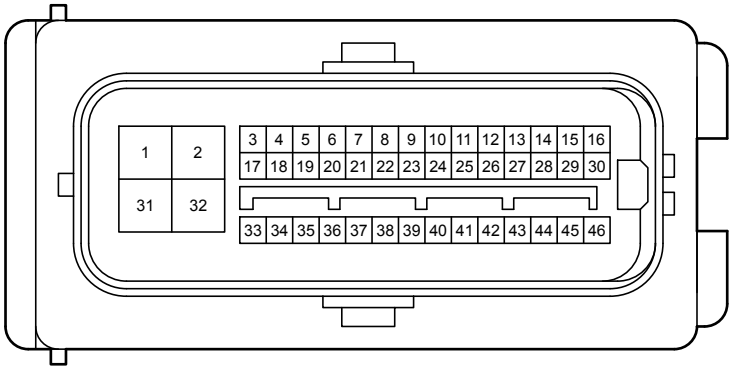

A 37
Blue

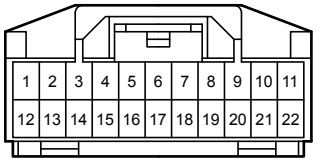

A 38
Black

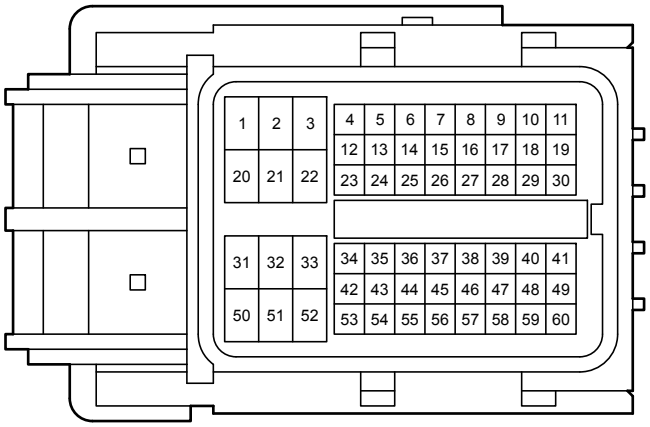

A 52
Black

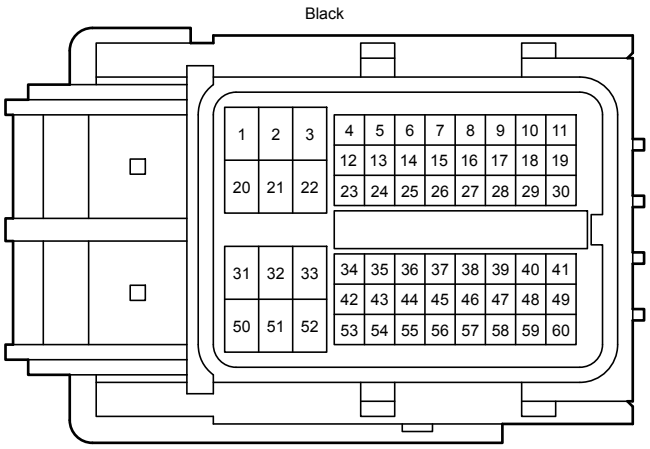

C 42
White

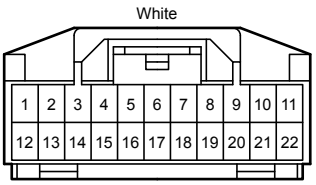

C 44
Blue

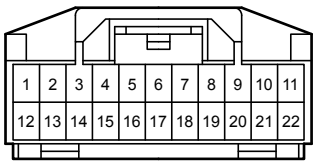

C 45
Black

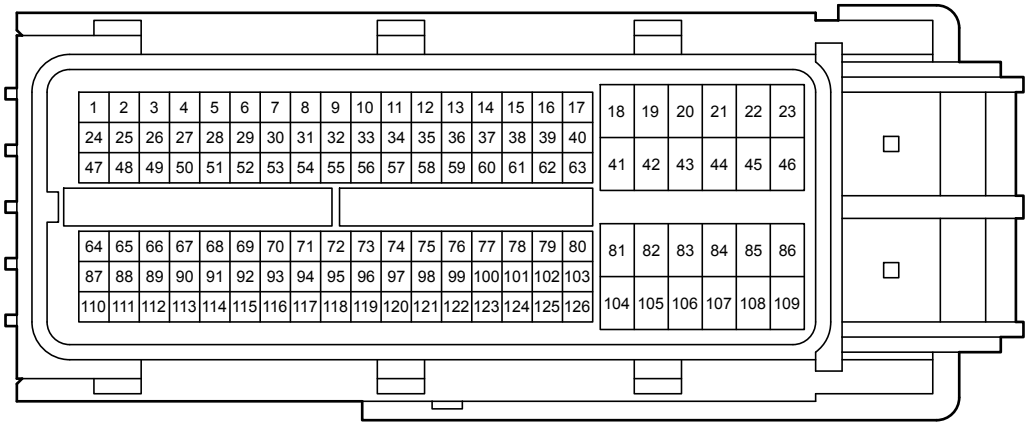

C 46
Black

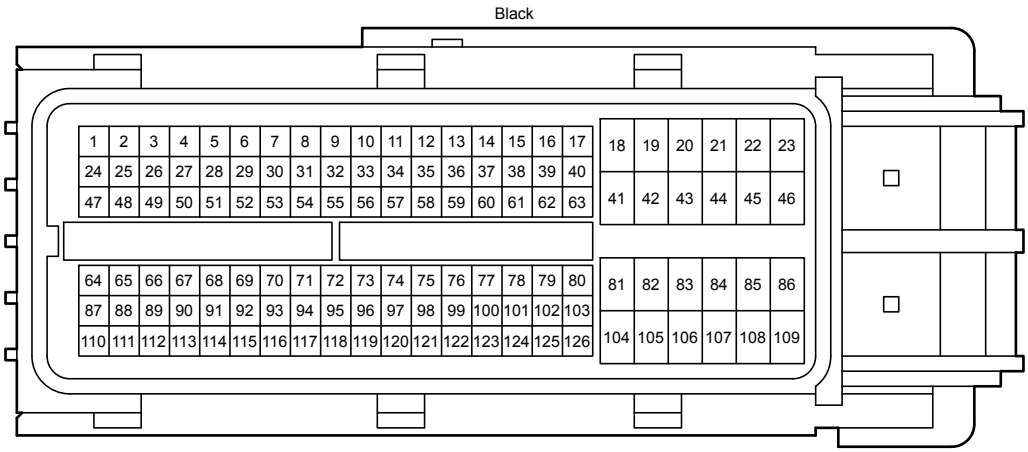

C 48
Dark Gray

C 65
Black



C 94
Gray

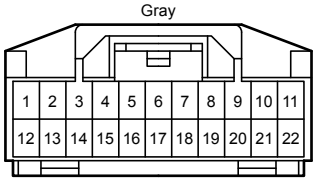

C114
Black

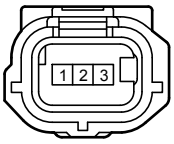

E 7
White

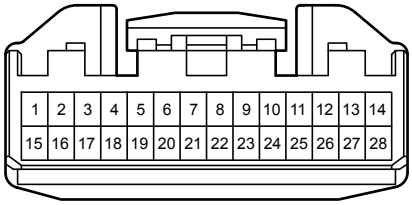

E 11
Gray

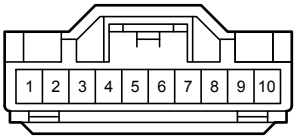

E 12
Black

E 22

White

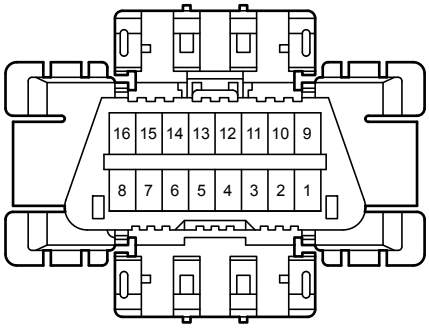

E 31

White

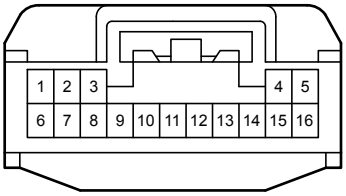

E 50

Black



E 59

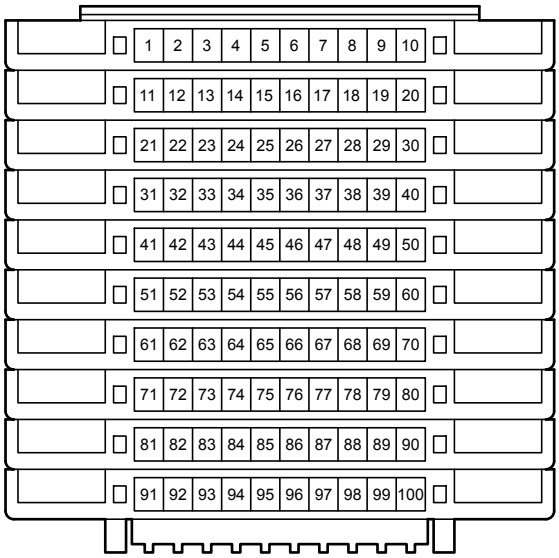

E 60

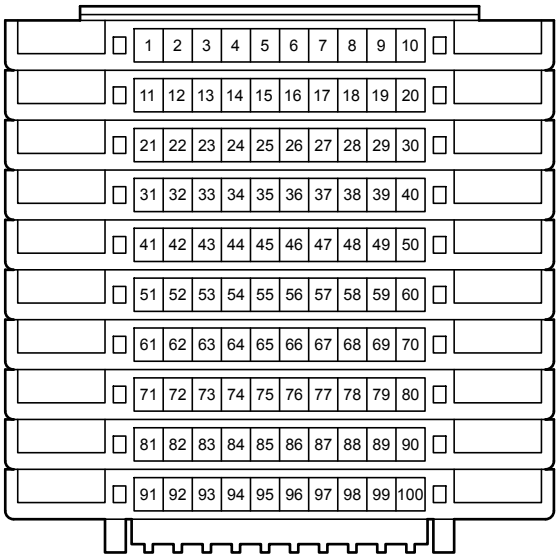

E 61

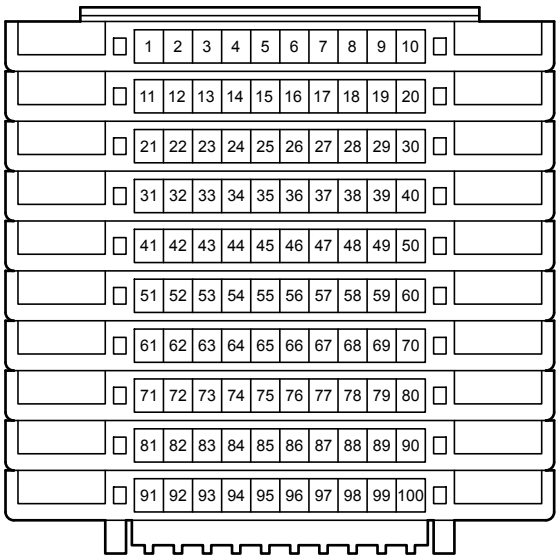

E 62

White

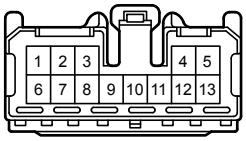

E 68
Gray

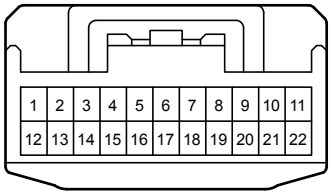

E 69
Gray

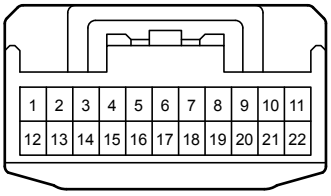

E 71
Gray

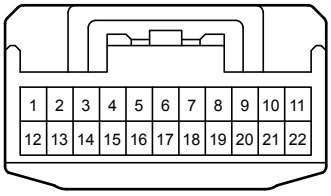

E 72
Gray

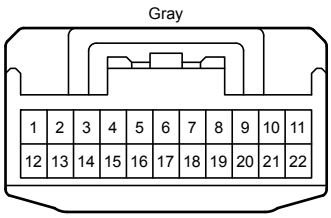

E 74
Gray

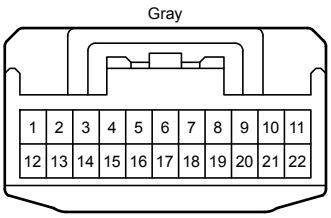

E 75
Gray

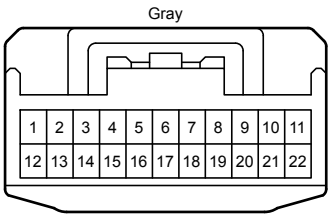

E 77
White



E 78
White

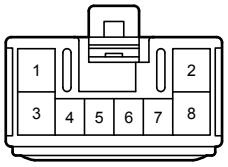

E 79
White

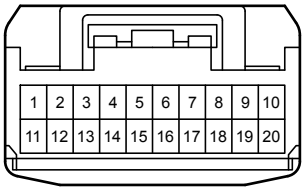

E 80
White

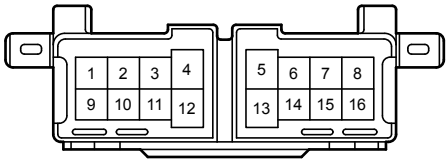

F 21
Black

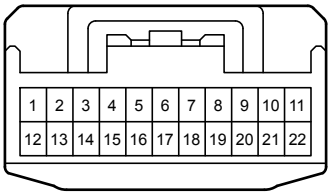

F 28
White

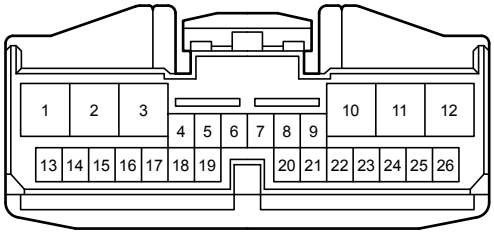

F 64
White

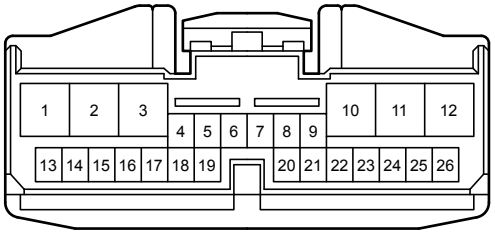

F 77
White

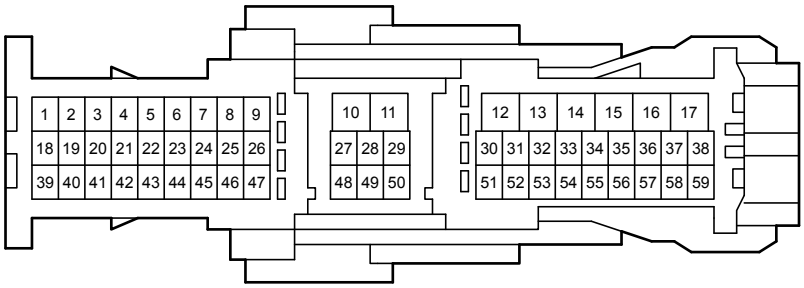

z 36
White

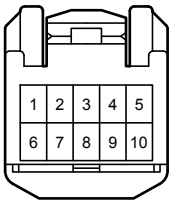

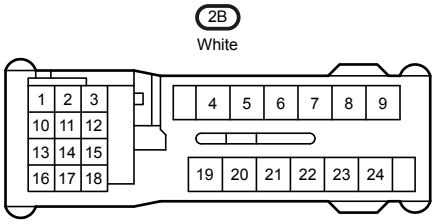
2B
White
1 2 3
10 11 12
13 14 15
16 17 18
4 5 6 7 8 9
19 20 21 22 23 24

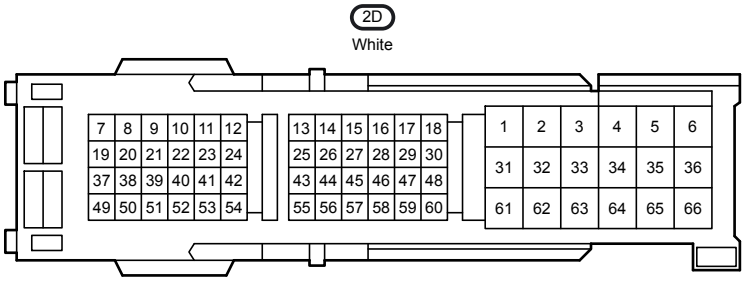
2D
White
7 8 9 10 11 12
19 20 21 22 23 24
37 38 39 40 41 42
49 50 51 52 53 54
13 14 15 16 17 18
25 26 27 28 29 30
43 44 45 46 47 48
55 56 57 58 59 60
1 2 3 4 5 6
31 32 33 34 35 36
61 62 63 64 65 66

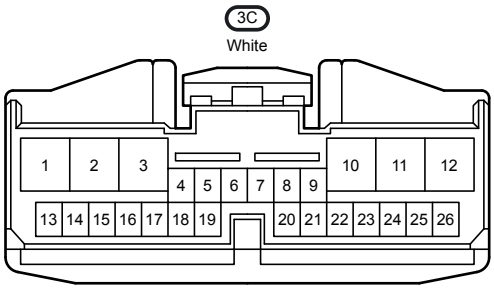
3C
White
1 2 3
4 5 6 7 8 9
10 11 12
13 14 15 16 17 18 19
20 21 22 23 24 25 26

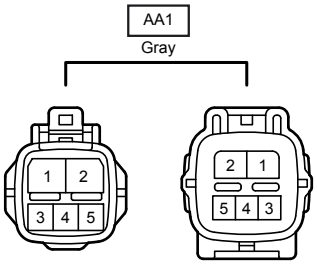
AA1
Gray
1 2
3 4 5
2 1
5 4 3

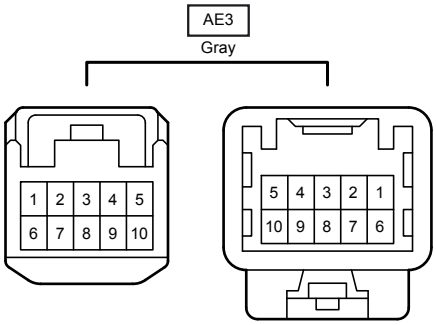
AE3
Gray
1 2 3 4 5
6 7 8 9 10
5 4 3 2 1
10 9 8 7 6

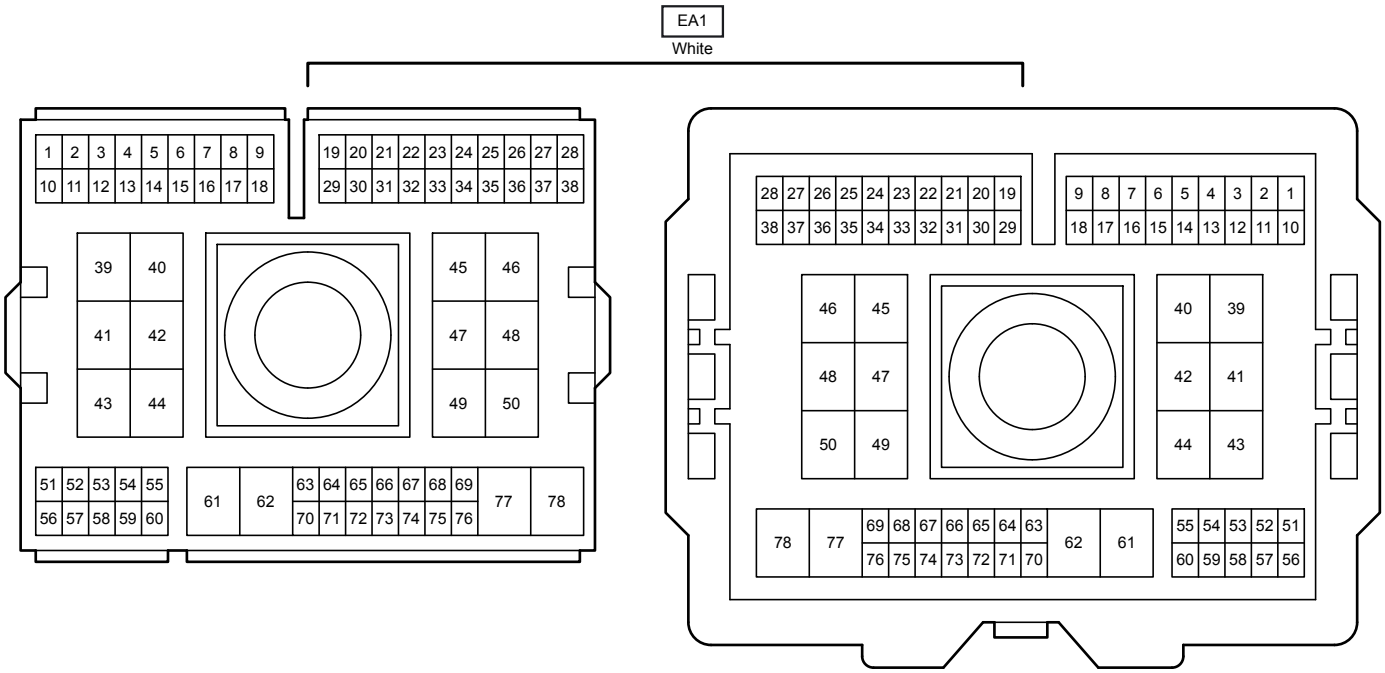
EA1
White
1 2 3 4 5 6 7 8 9
10 11 12 13 14 15 16 17 18
19 20 21 22 23 24 25 26 27 28
29 30 31 32 33 34 35 36 37 38
39 40
41 42
43 44
45 46
47 48
49 50
51 52 53 54 55
56 57 58 59 60
61 62
63 64 65 66 67 68 69
70 71 72 73 74 75 76
77 78
28 27 26 25 24 23 22 21 20 19
38 37 36 35 34 33 32 31 30 29
9 8 7 6 5 4 3 2 1
18 17 16 15 14 13 12 11 10
46 45
48 47
50 49
40 39
42 41
44 43
78 77
69 68 67 66 65 64 63
76 75 74 73 72 71 70
62 61
55 54 53 52 51
60 59 58 57 56

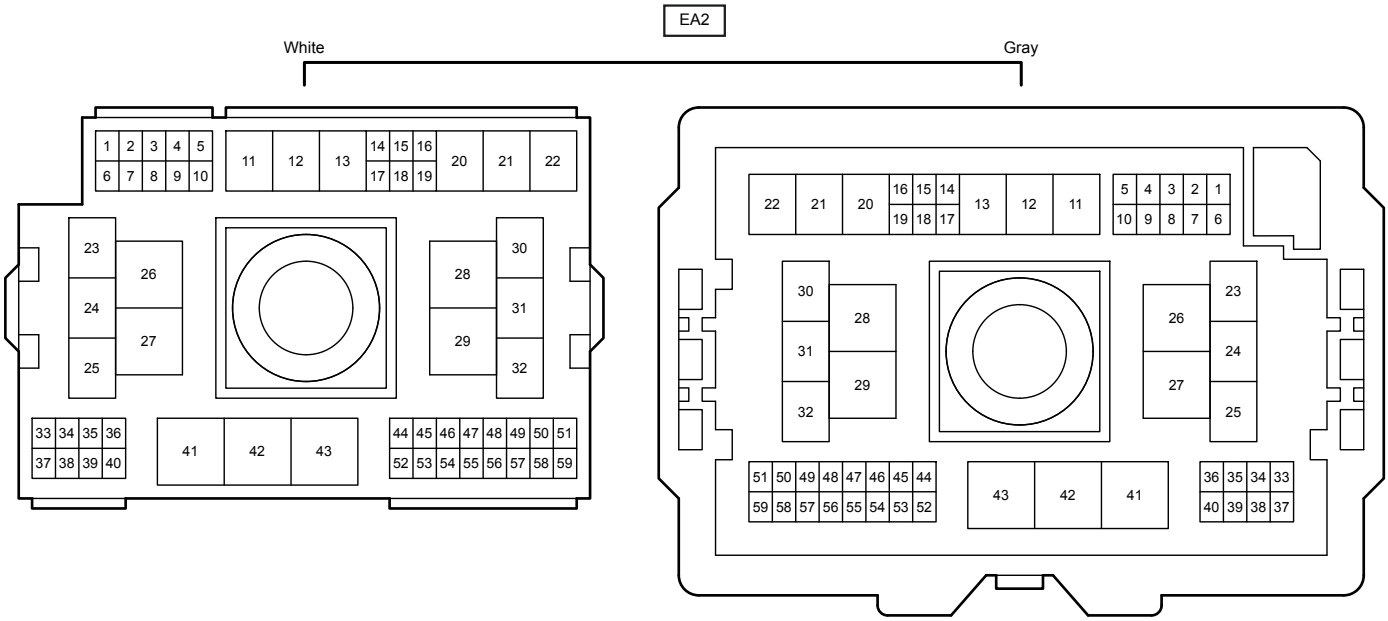
EA2
White
Gray

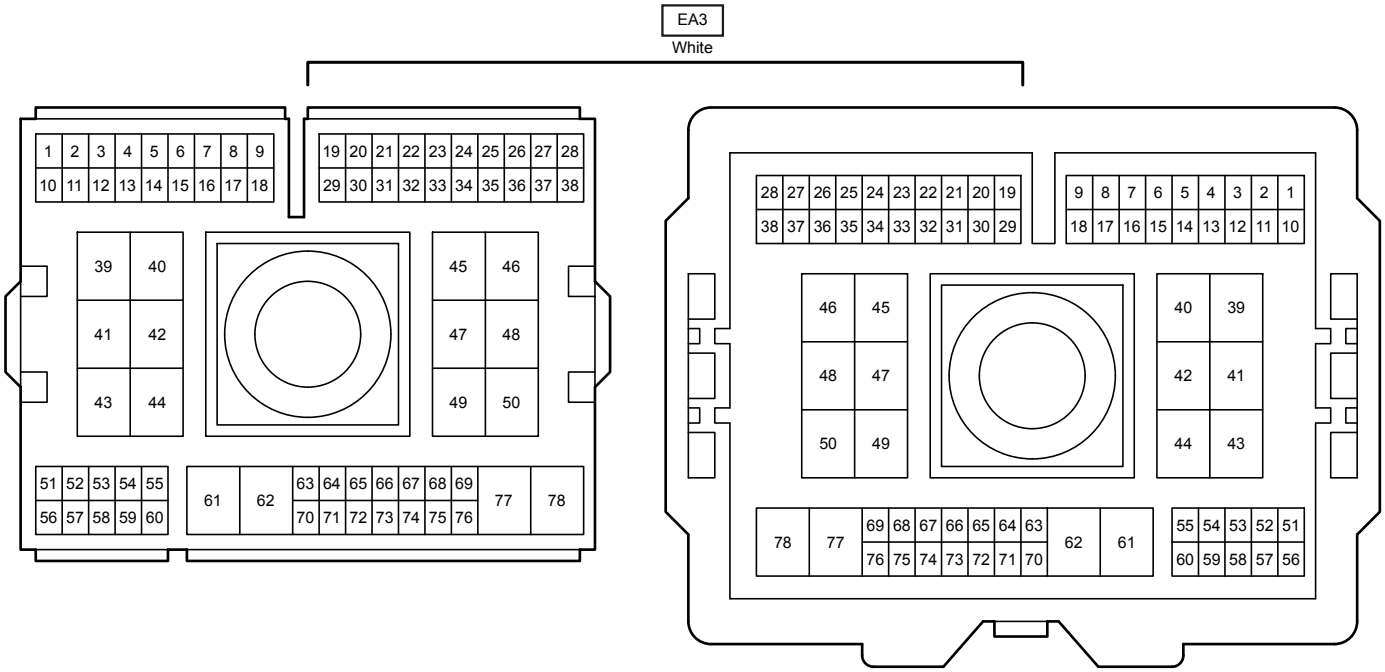
EA3
White

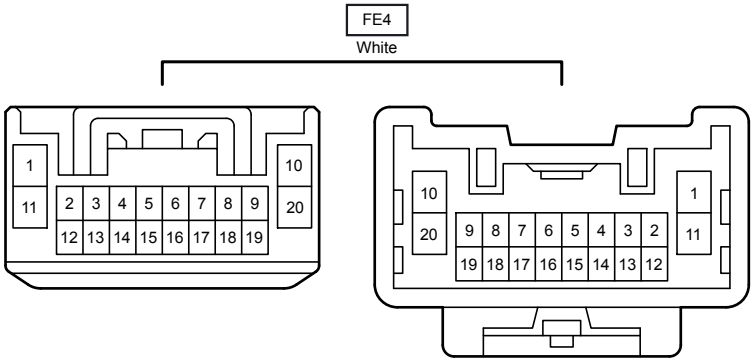
FE4
White