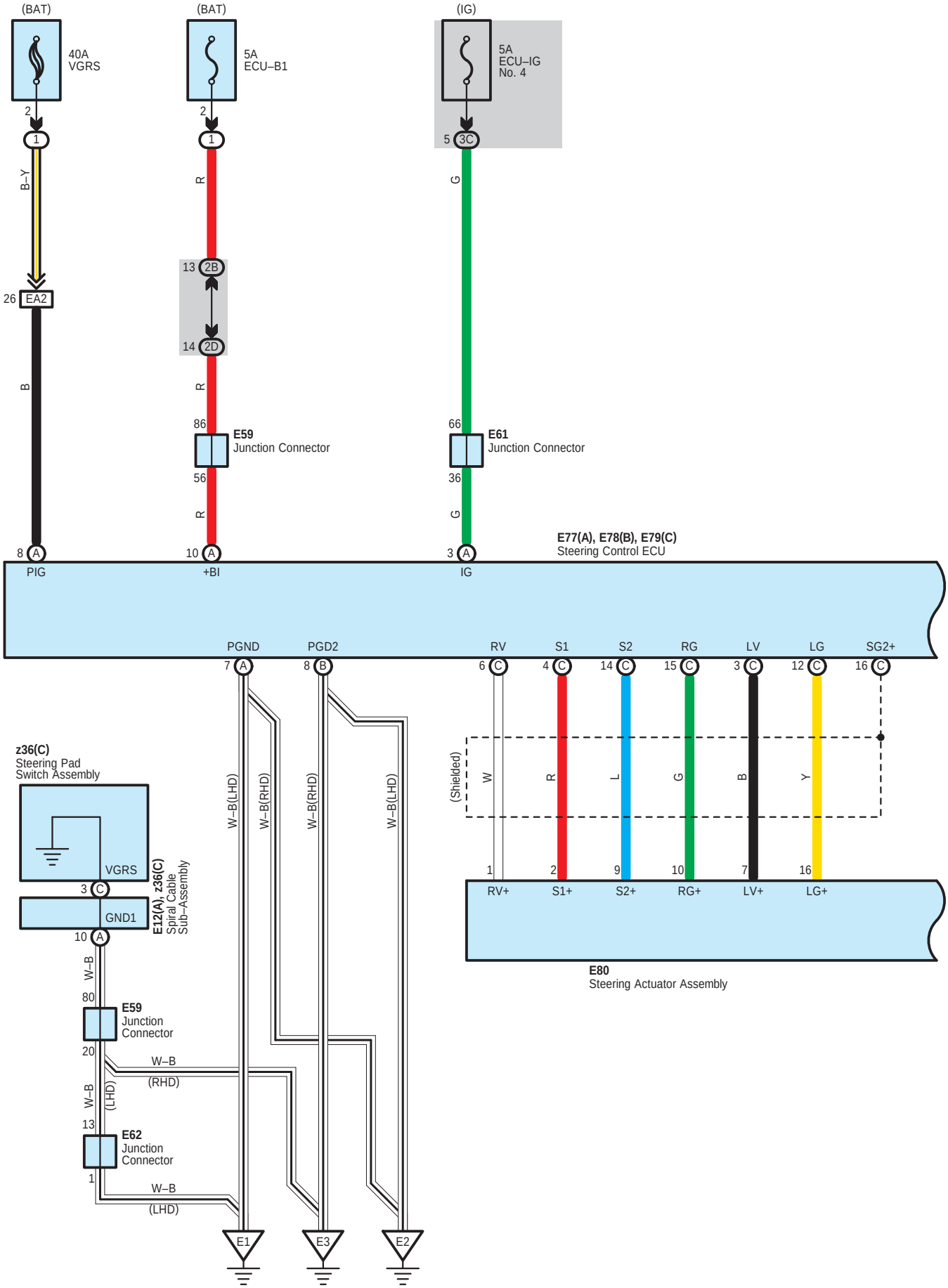
(BAT)
40A
VGRS
(BAT)
5A
ECU–B1
(IG)
5A
ECU–IG
No. 4
B–Y
R
G
EA2
2B
2D
E59
Junction Connector
E61
Junction Connector
E77(A), E78(B), E79(C)
Steering Control ECU
PIG
+BI
IG
PGND
PGD2
RV
S1
S2
RG
LV
LG
SG2+
(Shielded)
RV+
S1+
S2+
RG+
LV+
LG+
E80
Steering Actuator Assembly
z36(C)
Steering Pad
Switch Assembly
VGRS
GND1
E12(A), z36(C)
Spiral Cable
Sub–Assembly
W–B(LHD)
W–B(RHD)
W–B
(RHD)
(LHD)
E62
Junction
Connector
E1
E3
E2

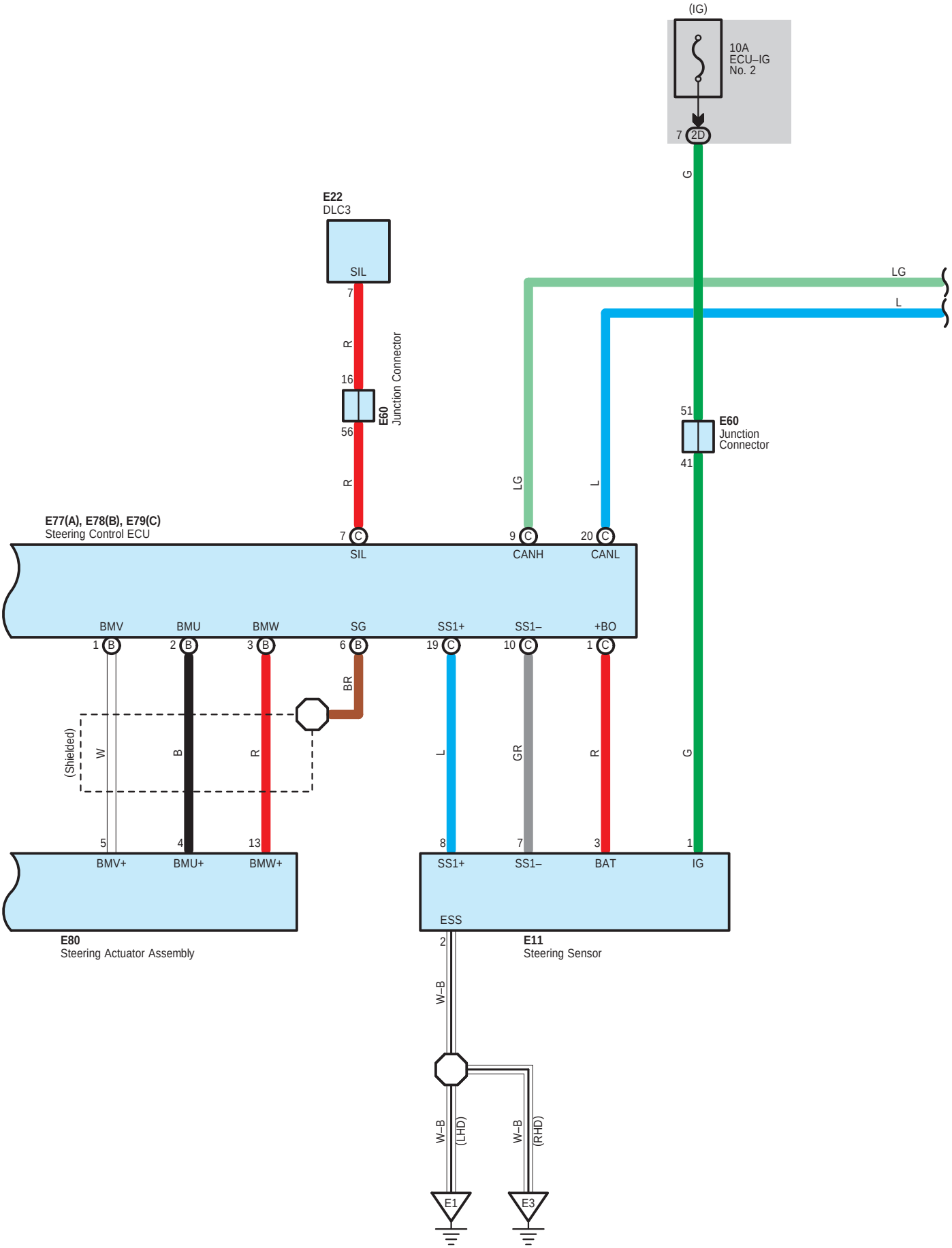
(IG)
10A
ECU–IG
No. 2
7 2D
G
E22
DLC3
SIL
7
R
16
E60
Junction Connector
56
R
LG
L
51
E60
Junction
Connector
41
E77(A), E78(B), E79(C)
Steering Control ECU
7 C
SIL
9 C
CANH
20 C
CANL
BMV
BMU
BMW
SG
SS1+
SS1–
+BO
1 B
2 B
3 B
6 B
19 C
10 C
1 C
BR
(Shielded)
W
B
R
L
GR
R
G
5
4
13
8
7
3
1
BMV+
BMU+
BMW+
SS1+
SS1–
BAT
IG
ESS
E80
Steering Actuator Assembly
E11
Steering Sensor
2
W–B
W–B
(LHD)
W–B
(RHD)
E1
E3

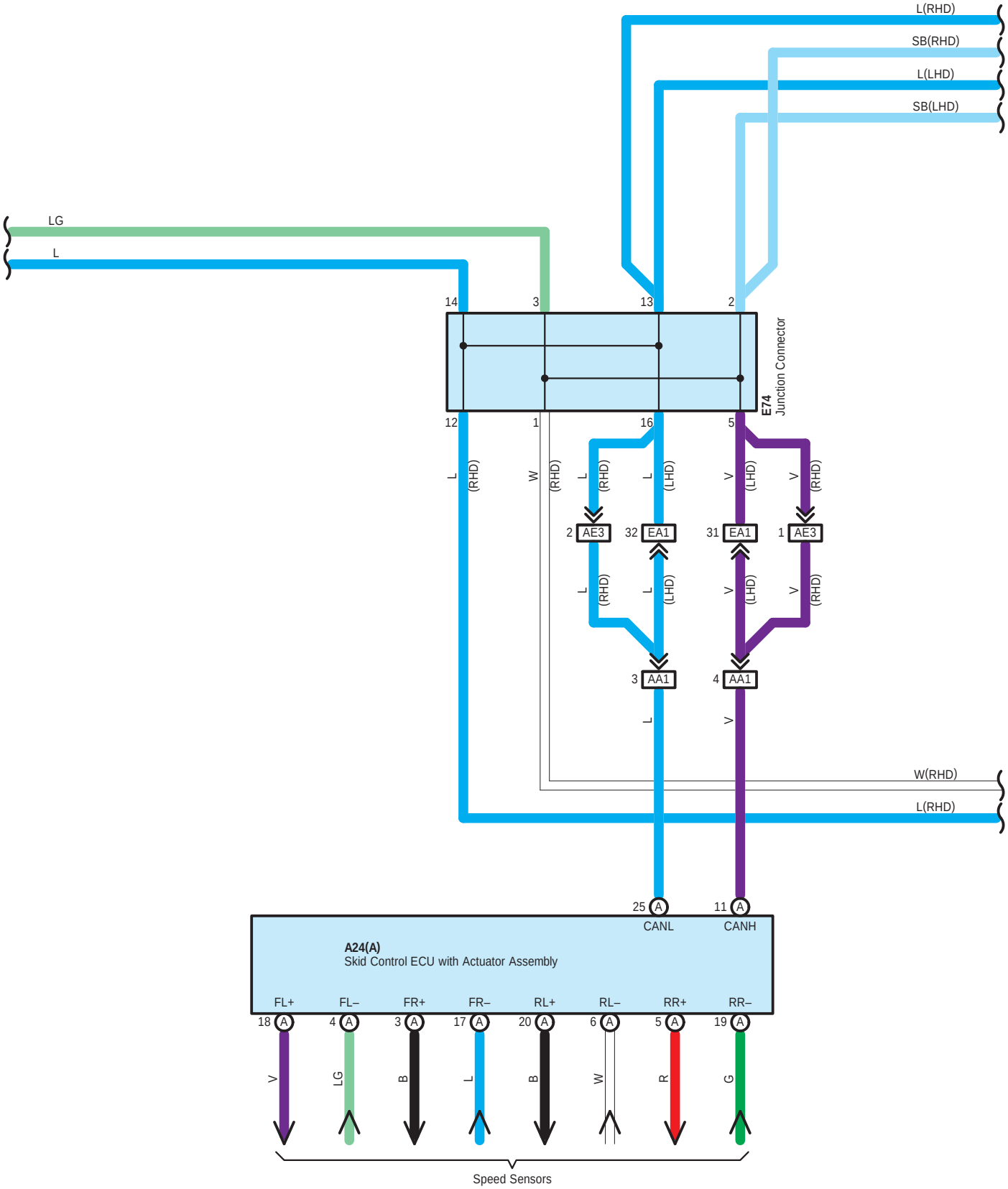
L(RHD)
SB(RHD)
L(LHD)
SB(LHD)
LG
L
14
3
13
2
E74
Junction Connector
12
1
16
5
L (RHD)
W (RHD)
L (RHD)
L (LHD)
V (LHD)
V (RHD)
2 AE3
32 EA1
31 EA1
1 AE3
L (RHD)
L (LHD)
V (LHD)
V (RHD)
3 AA1
4 AA1
L
V
W(RHD)
L(RHD)
25 A
11 A
CANL
CANH
A24(A)
Skid Control ECU with Actuator Assembly
FL+
FL–
FR+
FR–
RL+
RL–
RR+
RR–
18 A
4 A
3 A
17 A
20 A
6 A
5 A
19 A
V
LG
B
L
B
W
R
G
Speed Sensors

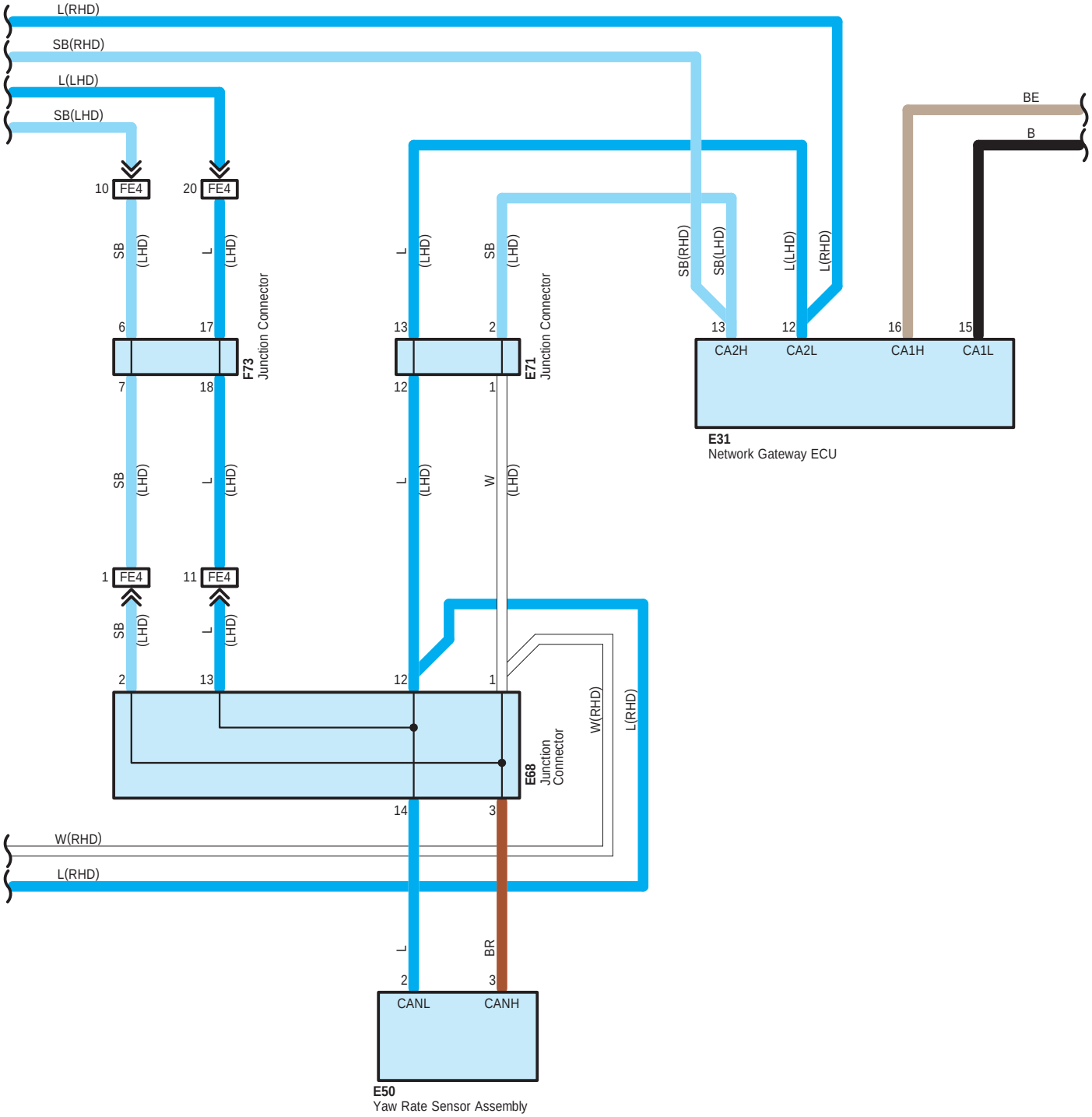
L(RHD)
SB(RHD)
L(LHD)
SB(LHD)
10 FE4
20 FE4
SB (LHD)
L (LHD)
6
17
7
18
F73
Junction Connector
13
2
12
1
E71
Junction Connector
SB(RHD)
SB(LHD)
L(LHD)
L(RHD)
13
12
16
15
CA2H
CA2L
CA1H
CA1L
E31
Network Gateway ECU
BE
B
W (LHD)
1 FE4
11 FE4
2
13
12
1
E68
Junction Connector
W(RHD)
L(RHD)
14
3
W(RHD)
L(RHD)
BR
2
3
CANL
CANH
E50
Yaw Rate Sensor Assembly

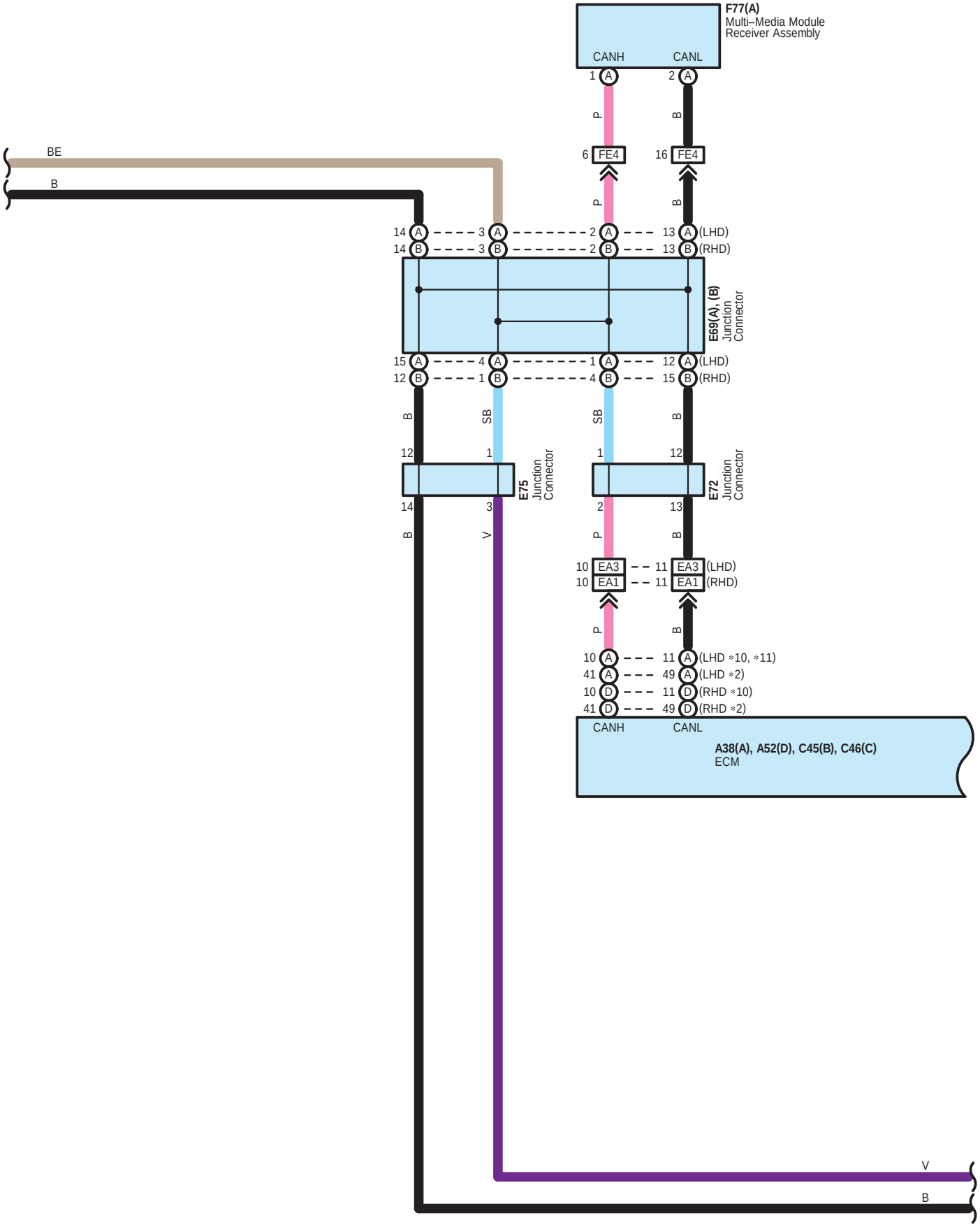
F77(A)
Multi–Media Module
Receiver Assembly
CANH
CANL
1 A
2 A
P
B
6 FE4
16 FE4
BE
B
14 A
3 A
2 A
13 A (LHD)
14 B
3 B
2 B
13 B (RHD)
E69(A), (B)
Junction
Connector
15 A
4 A
1 A
12 A (LHD)
12 B
1 B
4 B
15 B (RHD)
SB
12
1
E75
Junction
Connector
E72
Junction
Connector
14
3
2
13
V
10 EA3
11 EA3 (LHD)
10 EA1
11 EA1 (RHD)
10 A
11 A (LHD ∗10, ∗11)
41 A
49 A (LHD ∗2)
10 D
11 D (RHD ∗10)
41 D
49 D (RHD ∗2)
A38(A), A52(D), C45(B), C46(C)
ECM

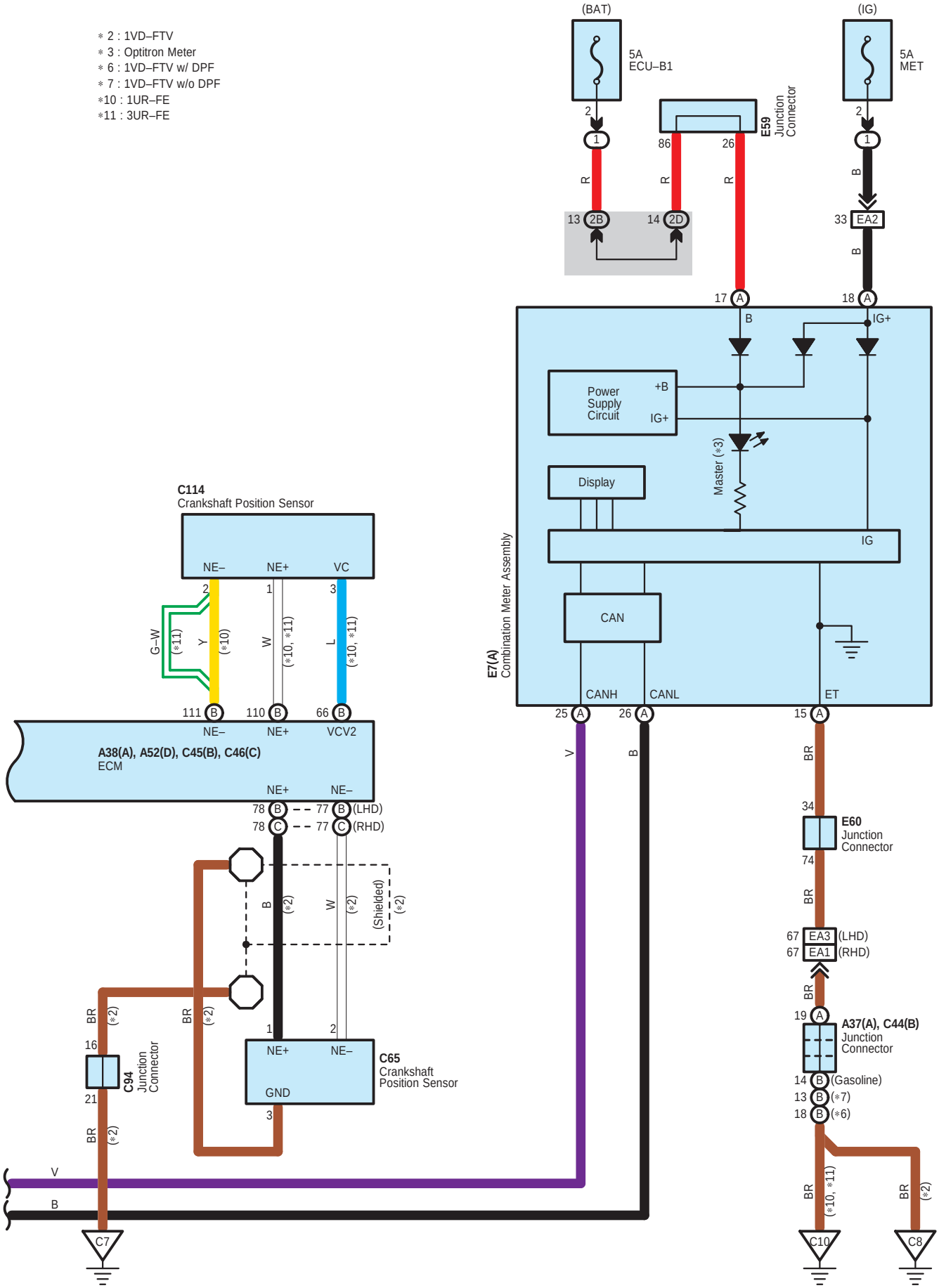
∗ 2 : 1VD–FTV
∗ 3 : Optitron Meter
∗ 6 : 1VD–FTV w/ DPF
∗ 7 : 1VD–FTV w/o DPF
∗10 : 1UR–FE
∗11 : 3UR–FE
(BAT)
5A
ECU–B1
(IG)
5A
MET
E59
Junction
Connector
86
26
2
1
R
B
13 2B
14 2D
33 EA2
17 A
18 A
IG+
Power
Supply
Circuit
+B
IG+
Master (∗3)
Display
IG
CAN
E7(A)
Combination Meter Assembly
CANH
CANL
ET
25 A
26 A
15 A
V
BR
C114
Crankshaft Position Sensor
NE–
NE+
VC
G–W
Y
W
L
(∗11)
(∗10)
(∗10, ∗11)
111 B
110 B
66 B
VCV2
A38(A), A52(D), C45(B), C46(C)
ECM
78 B
78 C
77 B (LHD)
77 C (RHD)
(∗2)
(Shielded)
E60
Junction
Connector
74
67 EA3 (LHD)
67 EA1 (RHD)
19 A
A37(A), C44(B)
Junction
Connector
14 B (Gasoline)
13 B (∗7)
18 B (∗6)
16
21
C94
Junction
Connector
C65
Crankshaft
Position Sensor
GND
C7
C10
C8

A 24
Black

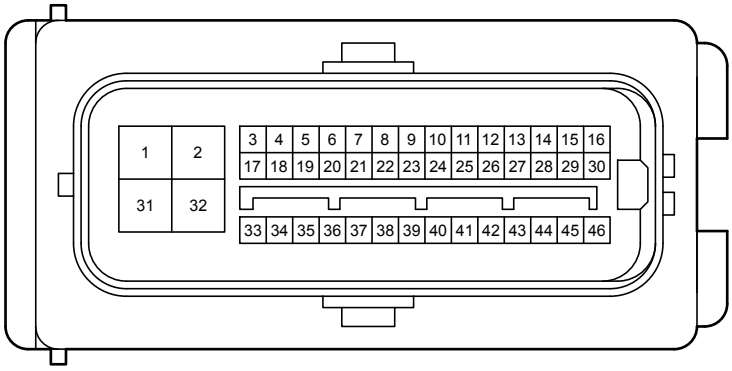


A 37
Blue

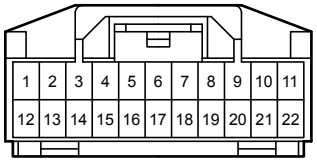


A 38
Black

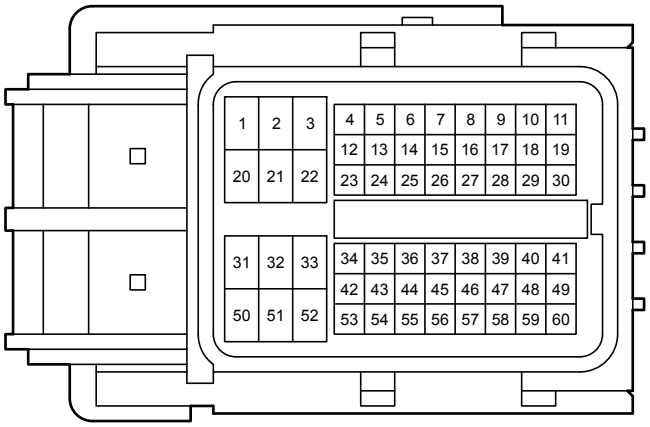


A 52
Black

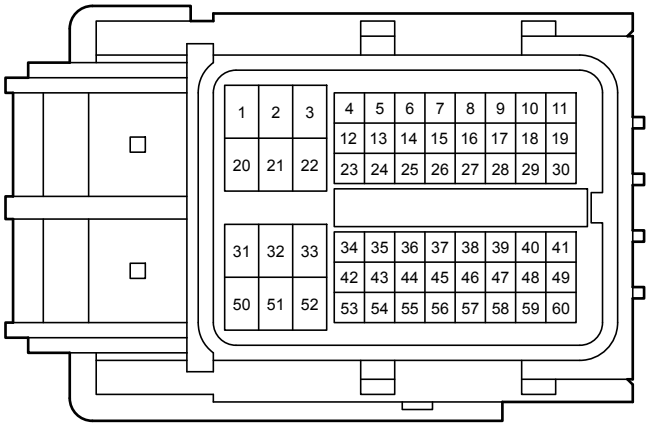


C 44
Blue

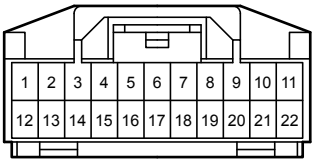

C 45
Black

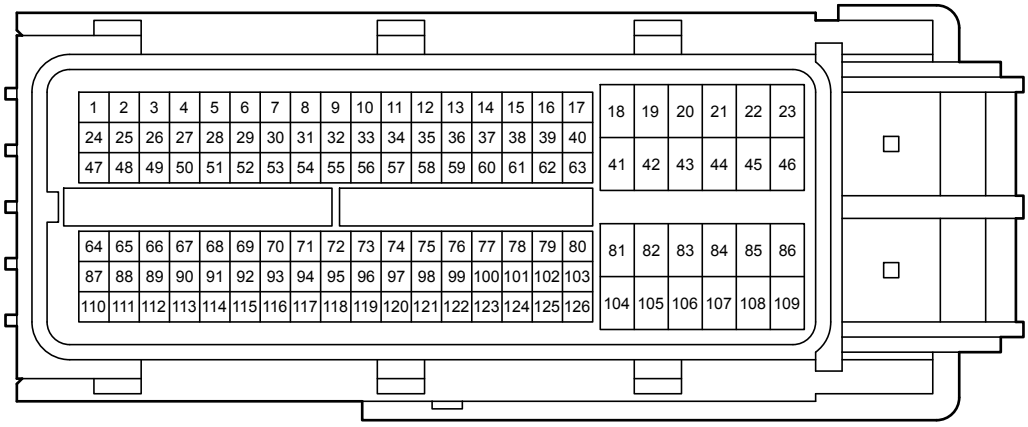


C 46
Black

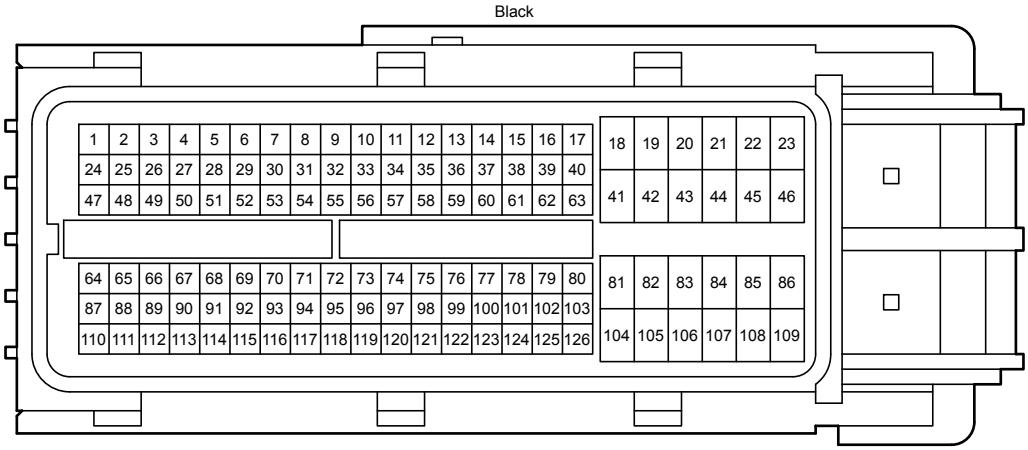


C 65
Black




C 94
Gray

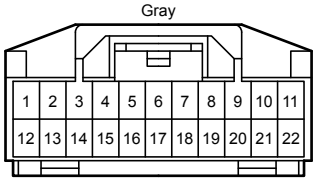


C114
Black




E 7
White

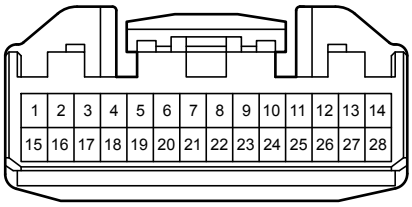


E 11
Gray

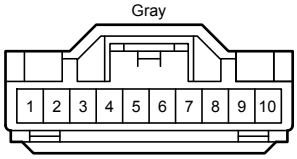


E 12
Black

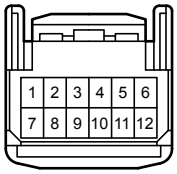


E 22
White

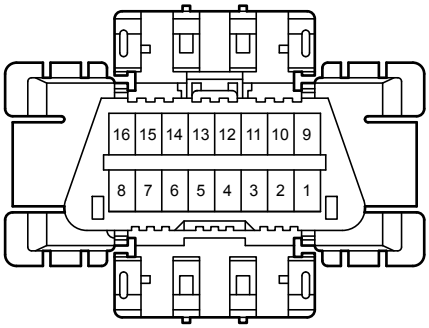

E 31
White

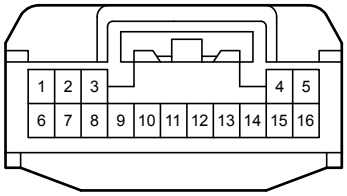


E 50
Black




E 59

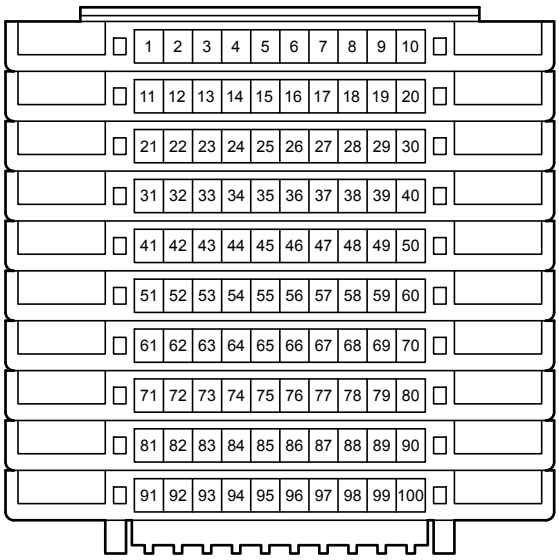


E 60

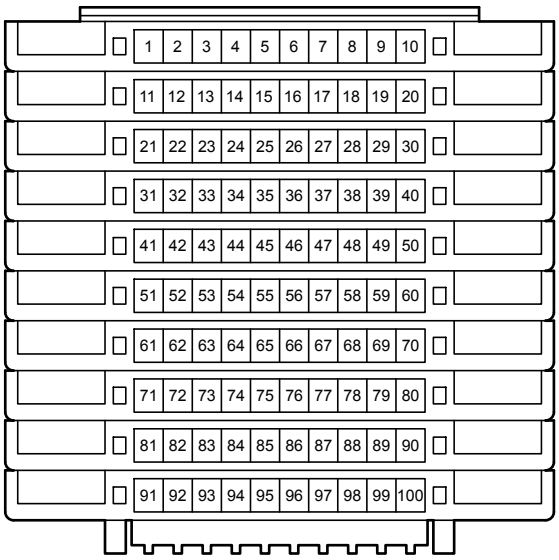


E 61

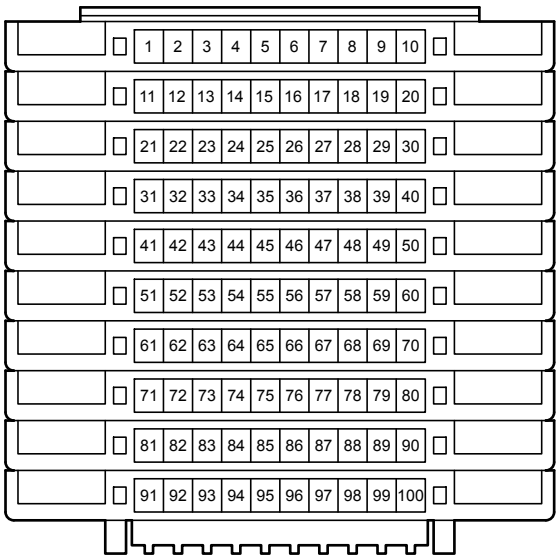


E 62
White

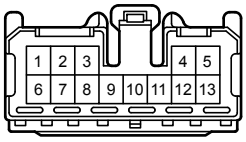


E 68
Gray

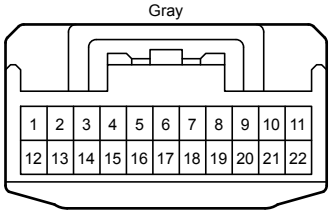


E 69
Gray

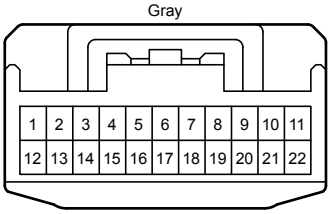


E 71
Gray

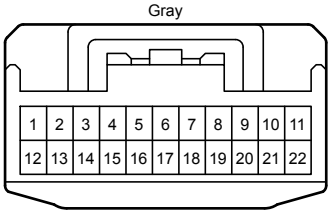

E 72
Gray

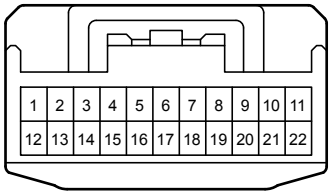


E 74
Gray

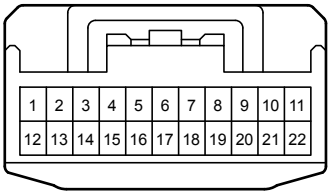


E 75
Gray

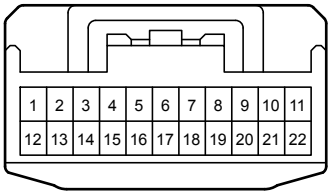


E 77
White

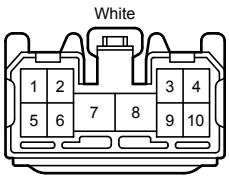


E 78
White

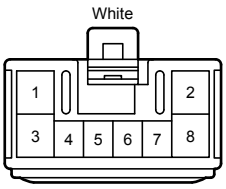


E 79
White

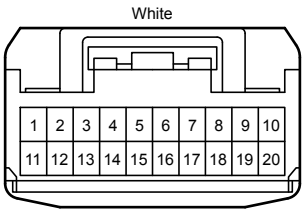


E 80
White

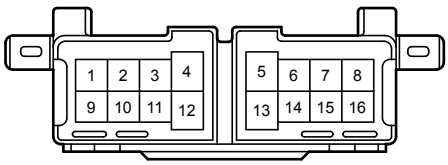


F 73
Blue

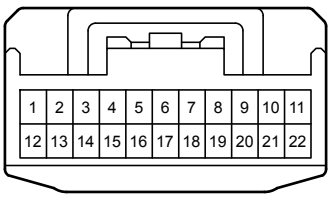


F 77
White

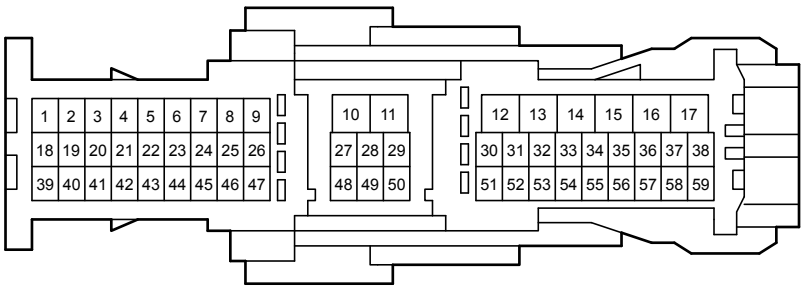


z 36
White

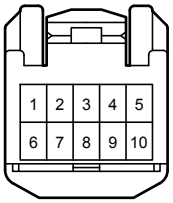


2B
White

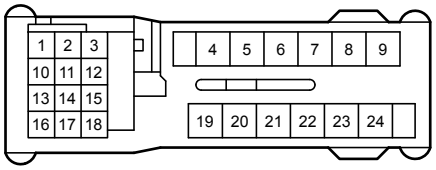


2D
White

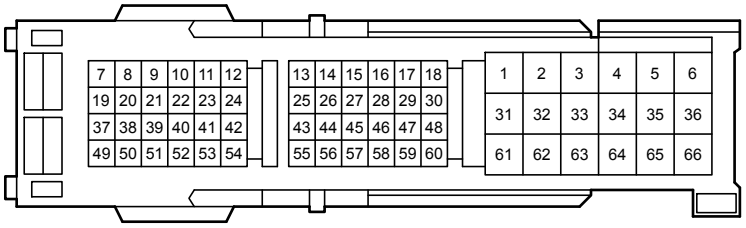


3C
White

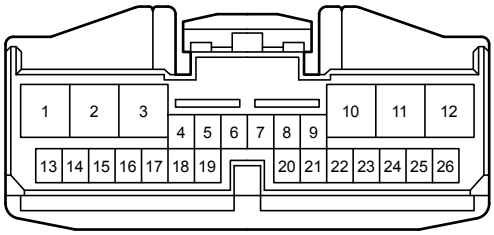


AA1
Gray

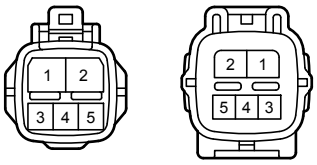

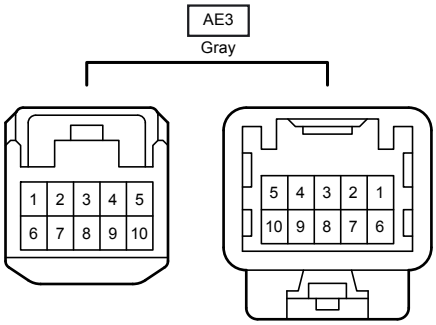
AE3
Gray
1 2 3 4 5
6 7 8 9 10
5 4 3 2 1
10 9 8 7 6

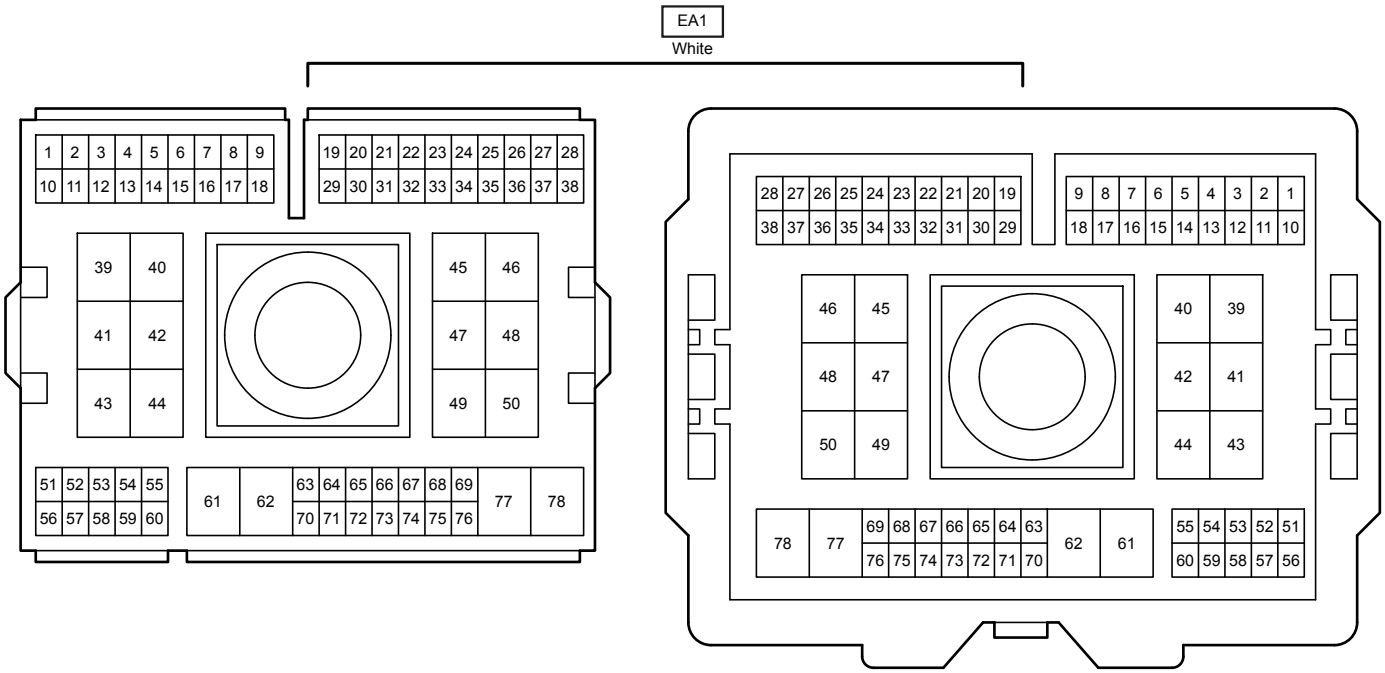
EA1
White
1 2 3 4 5 6 7 8 9
10 11 12 13 14 15 16 17 18
19 20 21 22 23 24 25 26 27 28
29 30 31 32 33 34 35 36 37 38
39 40
41 42
43 44
45 46
47 48
49 50
51 52 53 54 55
56 57 58 59 60
61 62
63 64 65 66 67 68 69
70 71 72 73 74 75 76
77 78
28 27 26 25 24 23 22 21 20 19
38 37 36 35 34 33 32 31 30 29
9 8 7 6 5 4 3 2 1
18 17 16 15 14 13 12 11 10
46 45
48 47
50 49
40 39
42 41
44 43
78 77
69 68 67 66 65 64 63
76 75 74 73 72 71 70
62 61
55 54 53 52 51
60 59 58 57 56

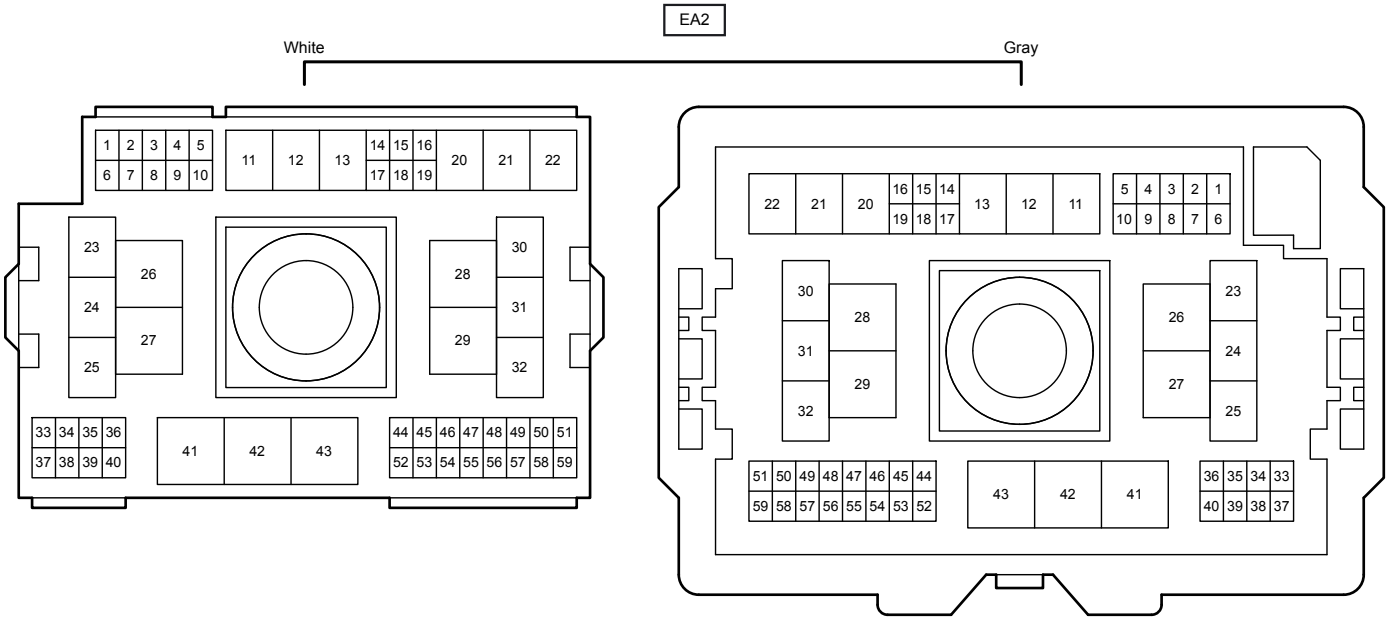
EA2
White
Gray
1 2 3 4 5
6 7 8 9 10
11 12 13
14 15 16
17 18 19
20 21 22
23 26
24 27
25
28 30
29 31
32
33 34 35 36
37 38 39 40
41 42 43
44 45 46 47 48 49 50 51
52 53 54 55 56 57 58 59
22 21 20
16 15 14
19 18 17
13 12 11
5 4 3 2 1
10 9 8 7 6
30 28
31 29
32
26 23
27 24
25
51 50 49 48 47 46 45 44
59 58 57 56 55 54 53 52
43 42 41
36 35 34 33
40 39 38 37

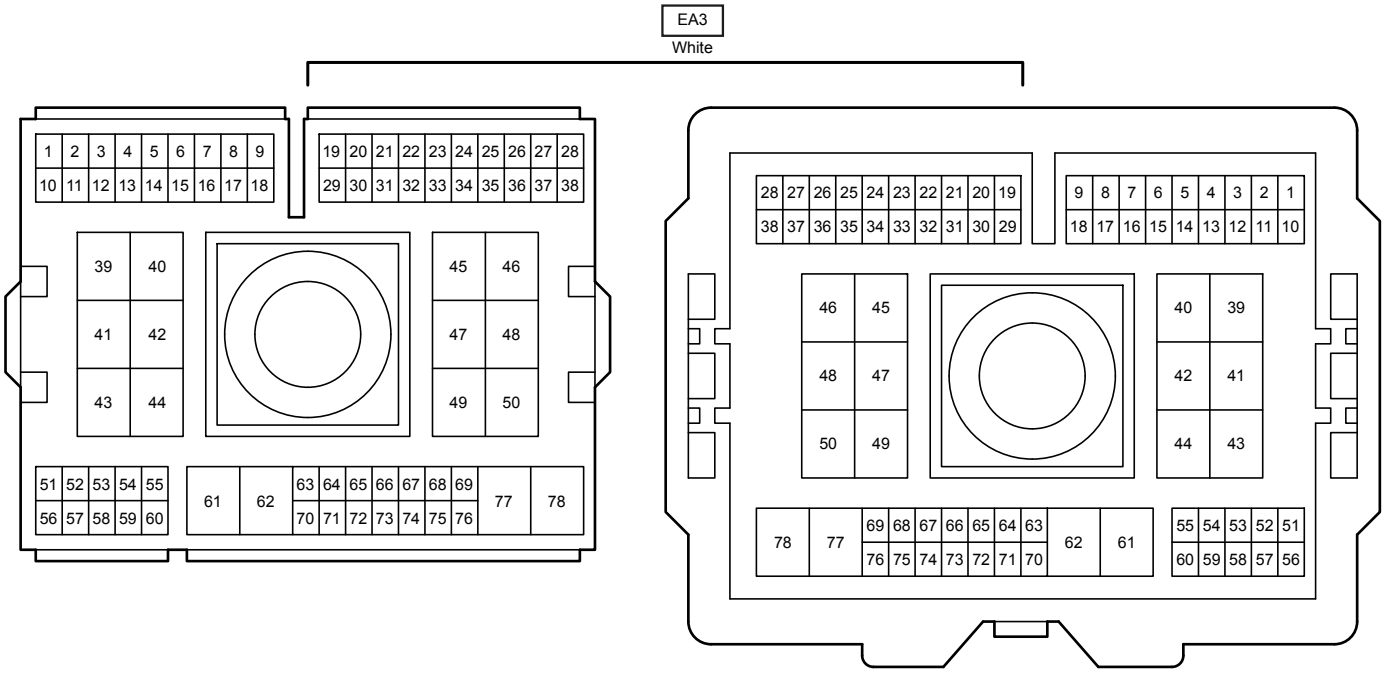
EA3
White
1 2 3 4 5 6 7 8 9
10 11 12 13 14 15 16 17 18
19 20 21 22 23 24 25 26 27 28
29 30 31 32 33 34 35 36 37 38
39 40
41 42
43 44
45 46
47 48
49 50
51 52 53 54 55
56 57 58 59 60
61 62
63 64 65 66 67 68 69
70 71 72 73 74 75 76
77 78
28 27 26 25 24 23 22 21 20 19
38 37 36 35 34 33 32 31 30 29
9 8 7 6 5 4 3 2 1
18 17 16 15 14 13 12 11 10
46 45
48 47
50 49
40 39
42 41
44 43
78 77
69 68 67 66 65 64 63
76 75 74 73 72 71 70
62 61
55 54 53 52 51
60 59 58 57 56

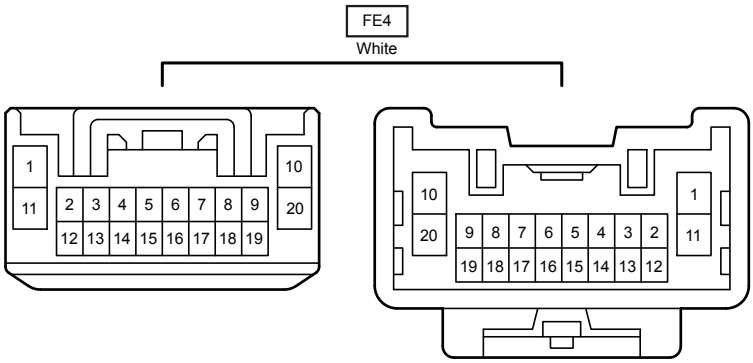
FE4
White
1
11
2 3 4 5 6 7 8 9
12 13 14 15 16 17 18 19
10
20
10
20
9 8 7 6 5 4 3 2
19 18 17 16 15 14 13 12
1
11