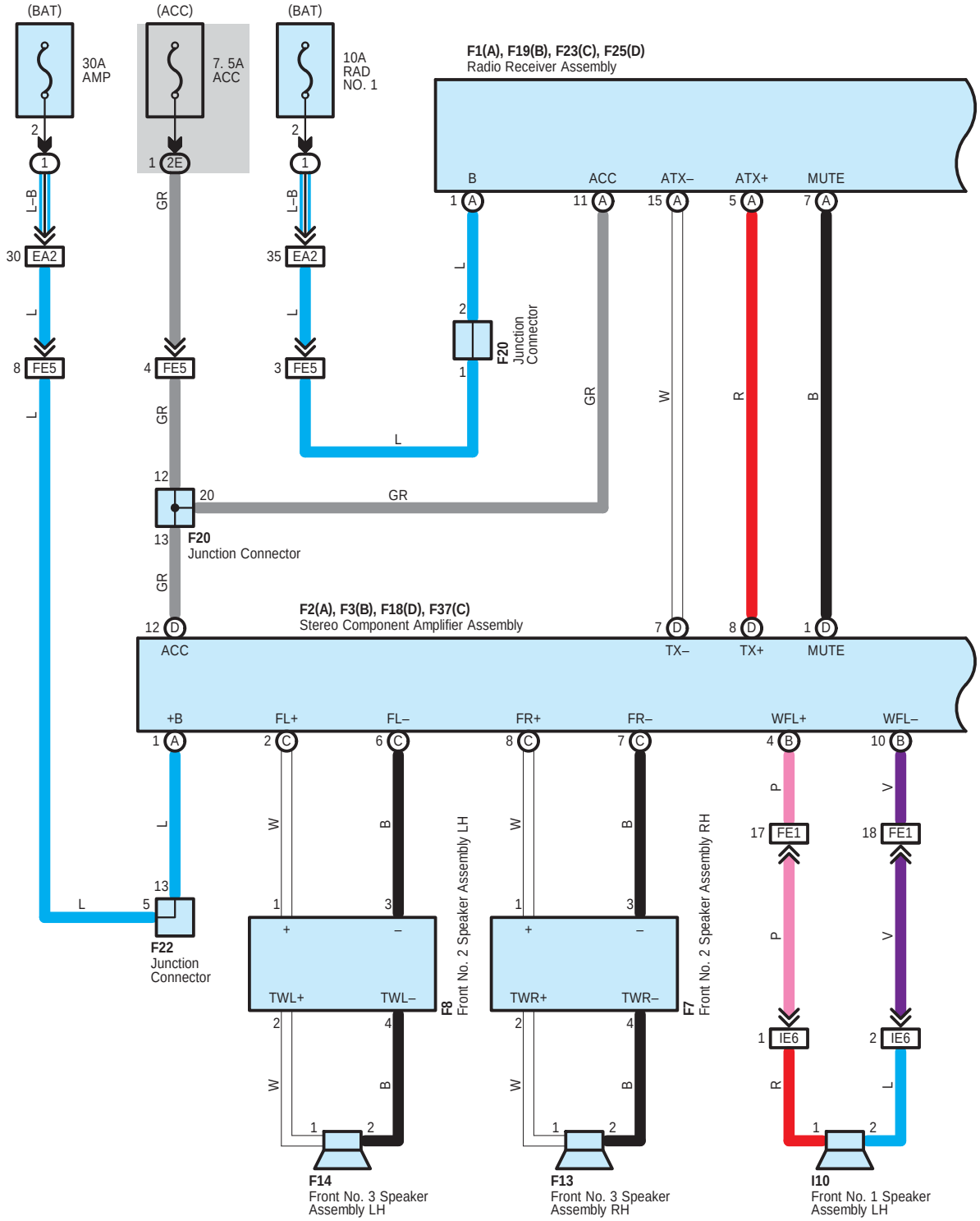
(BAT)
30A AMP
(ACC)
7. 5A ACC
(BAT)
10A RAD NO. 1
F1(A), F19(B), F23(C), F25(D)
Radio Receiver Assembly
B
ACC
ATX–
ATX+
MUTE
EA2
FE5
F20
Junction Connector
F2(A), F3(B), F18(D), F37(C)
Stereo Component Amplifier Assembly
ACC
TX–
TX+
MUTE
+B
FL+
FL–
FR+
FR–
WFL+
WFL–
FE1
IE6
F22
Junction Connector
TWL+
TWL–
F8
Front No. 2 Speaker Assembly LH
TWR+
TWR–
F7
Front No. 2 Speaker Assembly RH
F14
Front No. 3 Speaker Assembly LH
F13
Front No. 3 Speaker Assembly RH
I10
Front No. 1 Speaker Assembly LH

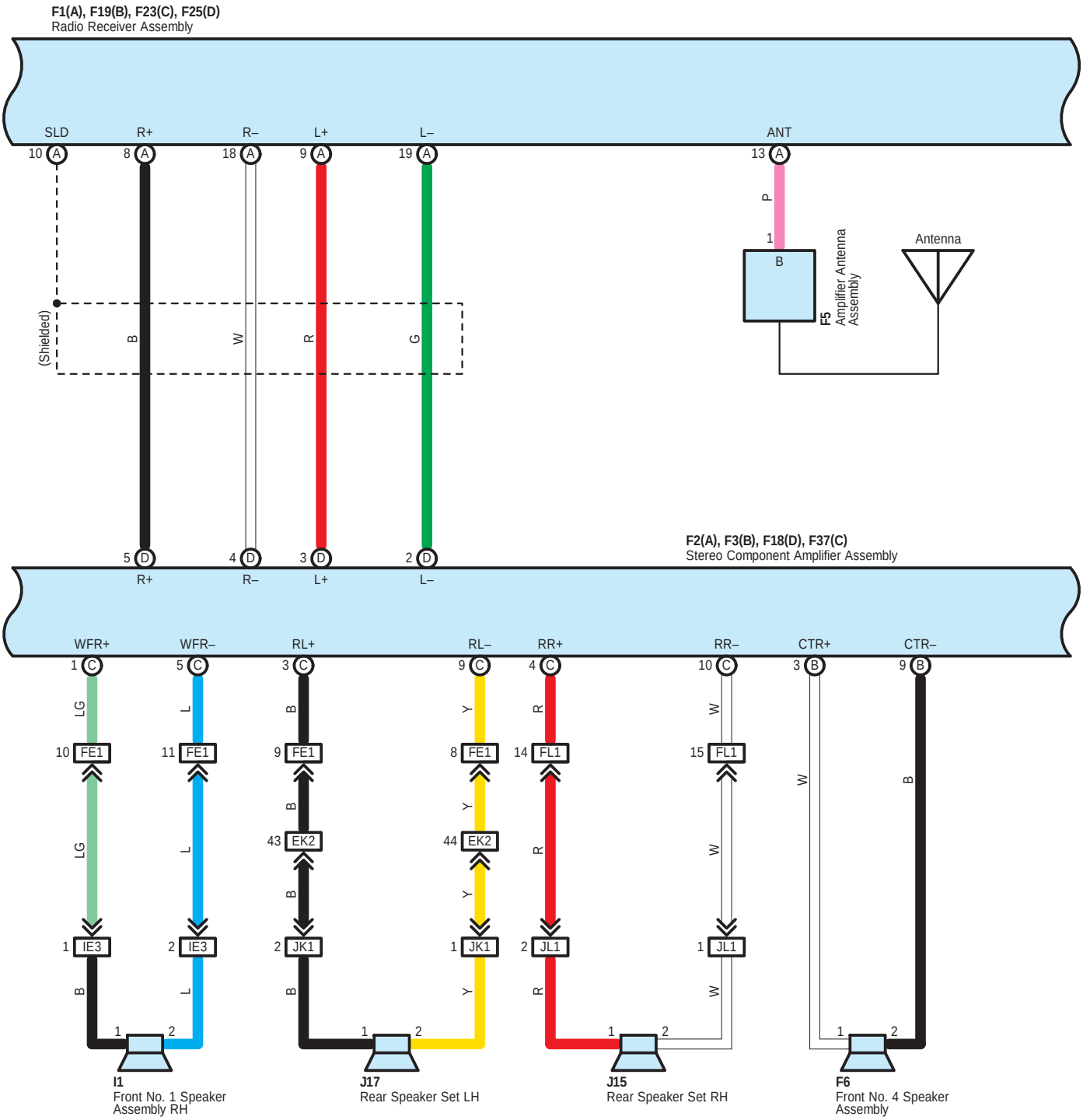
F1(A), F19(B), F23(C), F25(D)
Radio Receiver Assembly
SLD
R+
R–
L+
L–
ANT
10 A
8 A
18 A
9 A
19 A
13 A
P
1
B
F5
Amplifier Antenna Assembly
Antenna
(Shielded)
B
W
R
G
5 D
4 D
3 D
2 D
R+
R–
L+
L–
F2(A), F3(B), F18(D), F37(C)
Stereo Component Amplifier Assembly
WFR+
WFR–
RL+
RL–
RR+
RR–
CTR+
CTR–
1 C
5 C
3 C
9 C
4 C
10 C
3 B
9 B
LG
L
B
Y
R
W
10 FE1
11 FE1
9 FE1
8 FE1
14 FL1
15 FL1
43 EK2
44 EK2
1 IE3
2 IE3
2 JK1
1 JK1
2 JL1
1 JL1
I1
Front No. 1 Speaker Assembly RH
J17
Rear Speaker Set LH
J15
Rear Speaker Set RH
F6
Front No. 4 Speaker Assembly

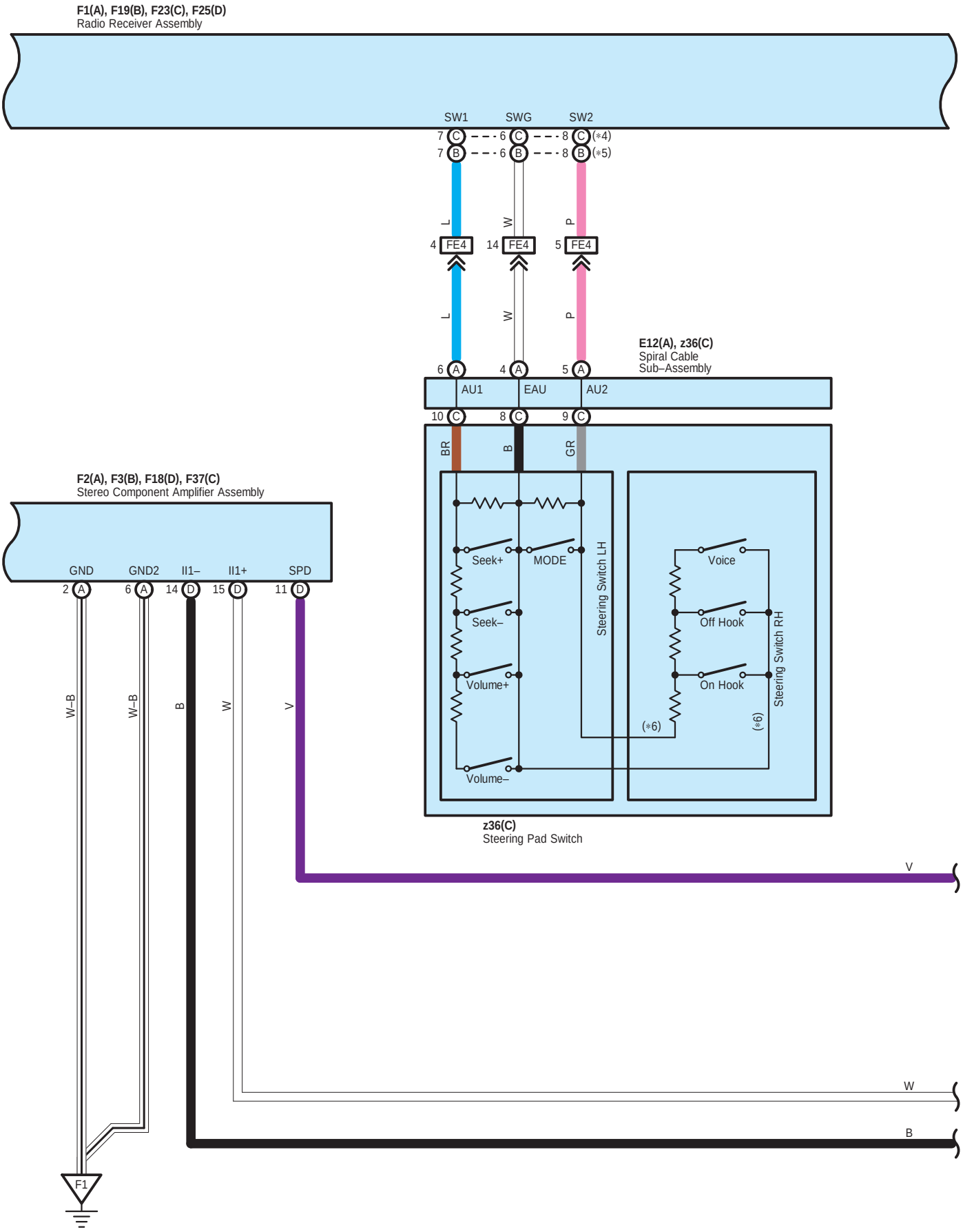
F1(A), F19(B), F23(C), F25(D)
Radio Receiver Assembly
SW1
SWG
SW2
7 C
7 B
6 C
6 B
8 C (*4)
8 B (*5)
L
W
P
4 FE4
14 FE4
5 FE4
6 A
4 A
5 A
E12(A), z36(C)
Spiral Cable
Sub–Assembly
AU1
EAU
AU2
10 C
8 C
9 C
BR
B
GR
Seek+
MODE
Seek–
Volume+
Volume–
Steering Switch LH
Voice
Off Hook
On Hook
Steering Switch RH
(*6)
z36(C)
Steering Pad Switch
F2(A), F3(B), F18(D), F37(C)
Stereo Component Amplifier Assembly
GND
GND2
II1–
II1+
SPD
2 A
6 A
14 D
15 D
11 D
W–B
W–B
B
W
V
V
W
B
F1

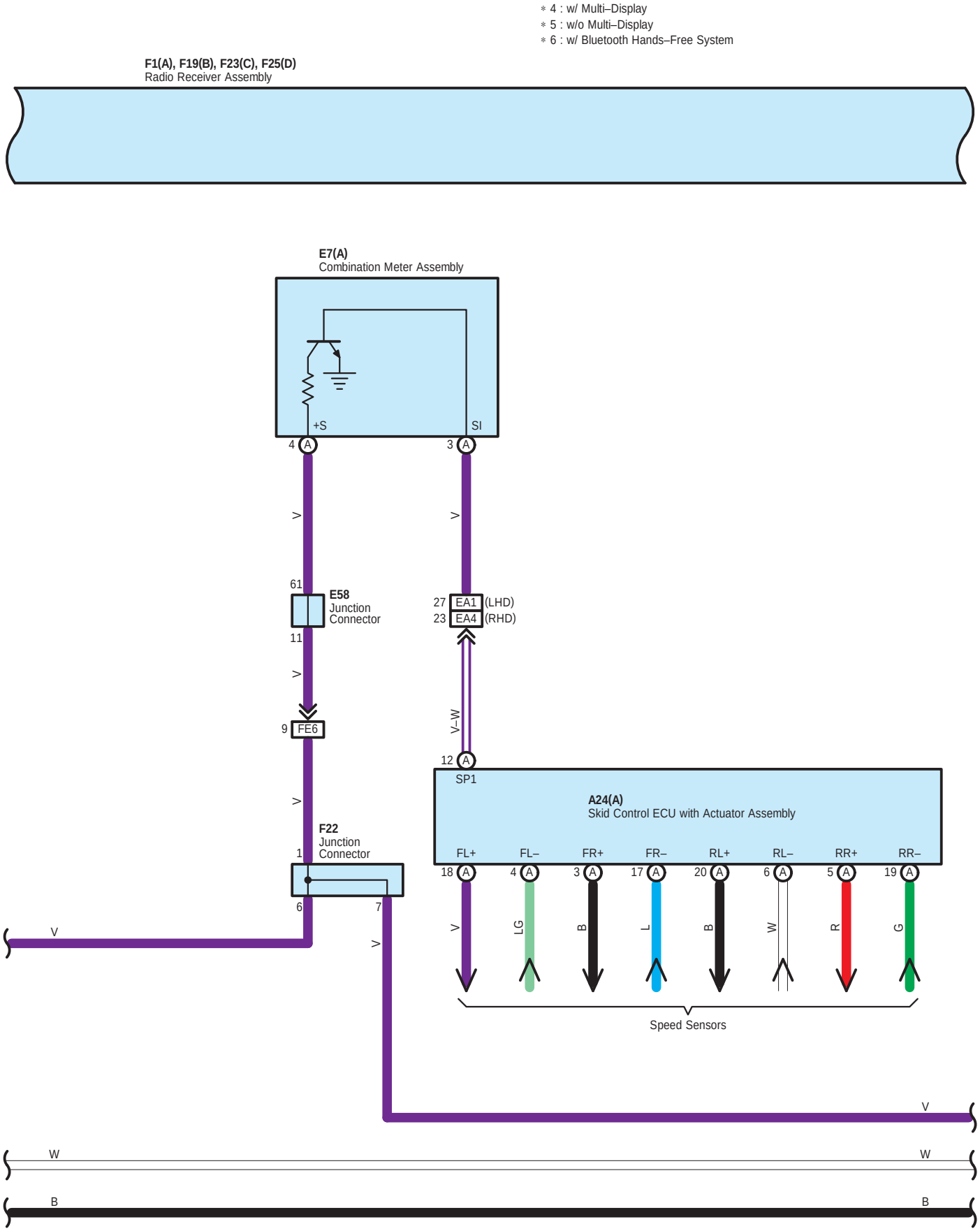
* 4 : w/ Multi–Display
* 5 : w/o Multi–Display
* 6 : w/ Bluetooth Hands–Free System
F1(A), F19(B), F23(C), F25(D)
Radio Receiver Assembly
E7(A)
Combination Meter Assembly
+S
SI
4 A
3 A
V
V
61
E58
Junction
Connector
11
27 EA1 (LHD)
23 EA4 (RHD)
V
V–W
9 FE6
12 A
SP1
V
A24(A)
Skid Control ECU with Actuator Assembly
F22
Junction
Connector
1
6
7
FL+
FL–
FR+
FR–
RL+
RL–
RR+
RR–
18 A
4 A
3 A
17 A
20 A
6 A
5 A
19 A
V
LG
B
L
B
W
R
G
V
V
Speed Sensors
V
W
W
B
B

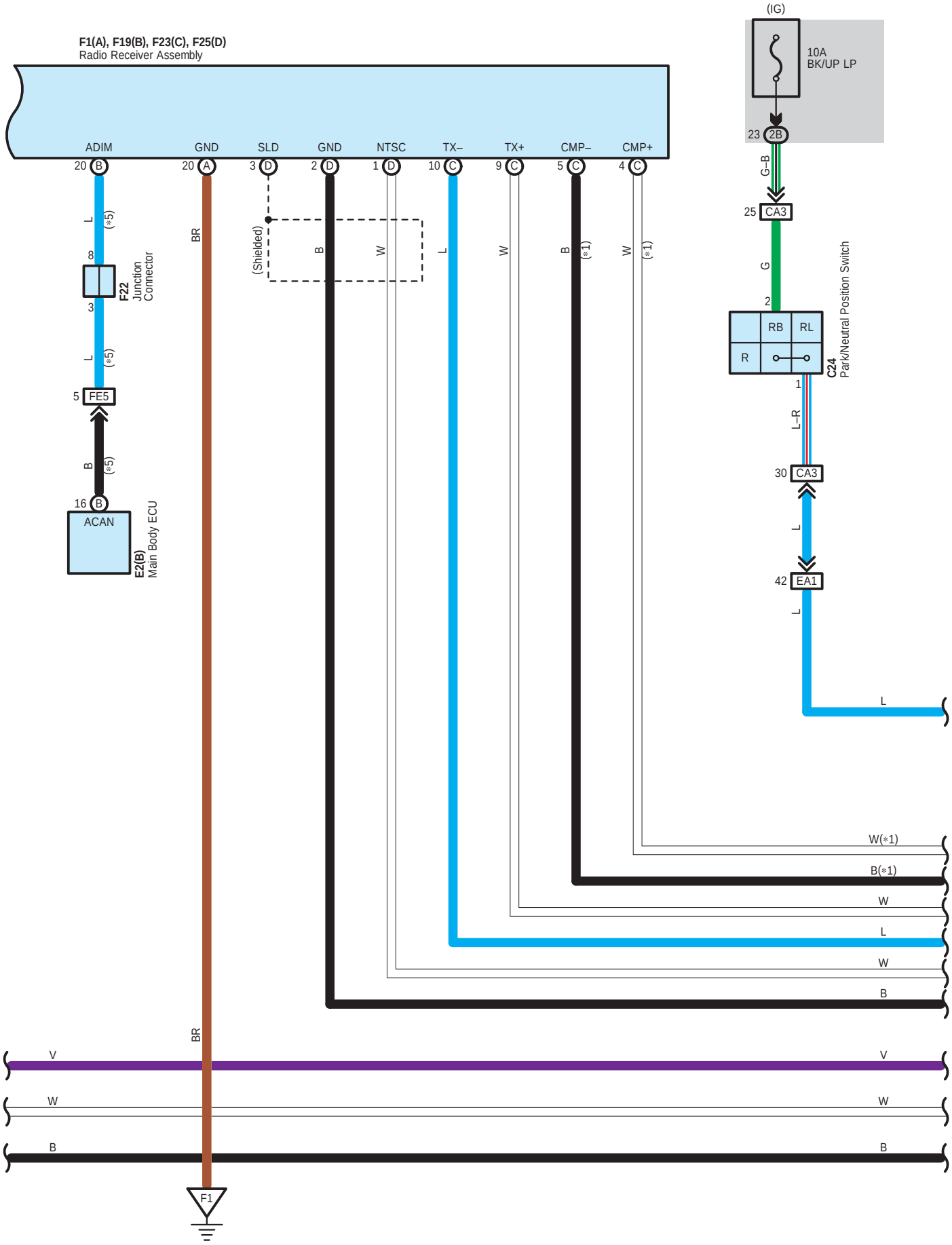
F1(A), F19(B), F23(C), F25(D)
Radio Receiver Assembly
ADIM
GND
SLD
GND
NTSC
TX–
TX+
CMP–
CMP+
20 B
20 A
3 D
2 D
1 D
10 C
9 C
5 C
4 C
(IG)
10A
BK/UP LP
23 2B
G–B
25 CA3
G
2
RB
RL
R
C24
Park/Neutral Position Switch
1
L–R
30 CA3
L
42 EA1
L
L
(*5)
8
F22
Junction
Connector
3
L
(*5)
5 FE5
B
(*5)
16 B
ACAN
E2(B)
Main Body ECU
BR
(Shielded)
B
W
L
W
B
(*1)
W
(*1)
W(*1)
B(*1)
W
L
W
B
BR
V
V
W
W
B
B
F1

∗ 1 : w/ Back Guide Monitor
∗ 5 : w/o Multi–Display

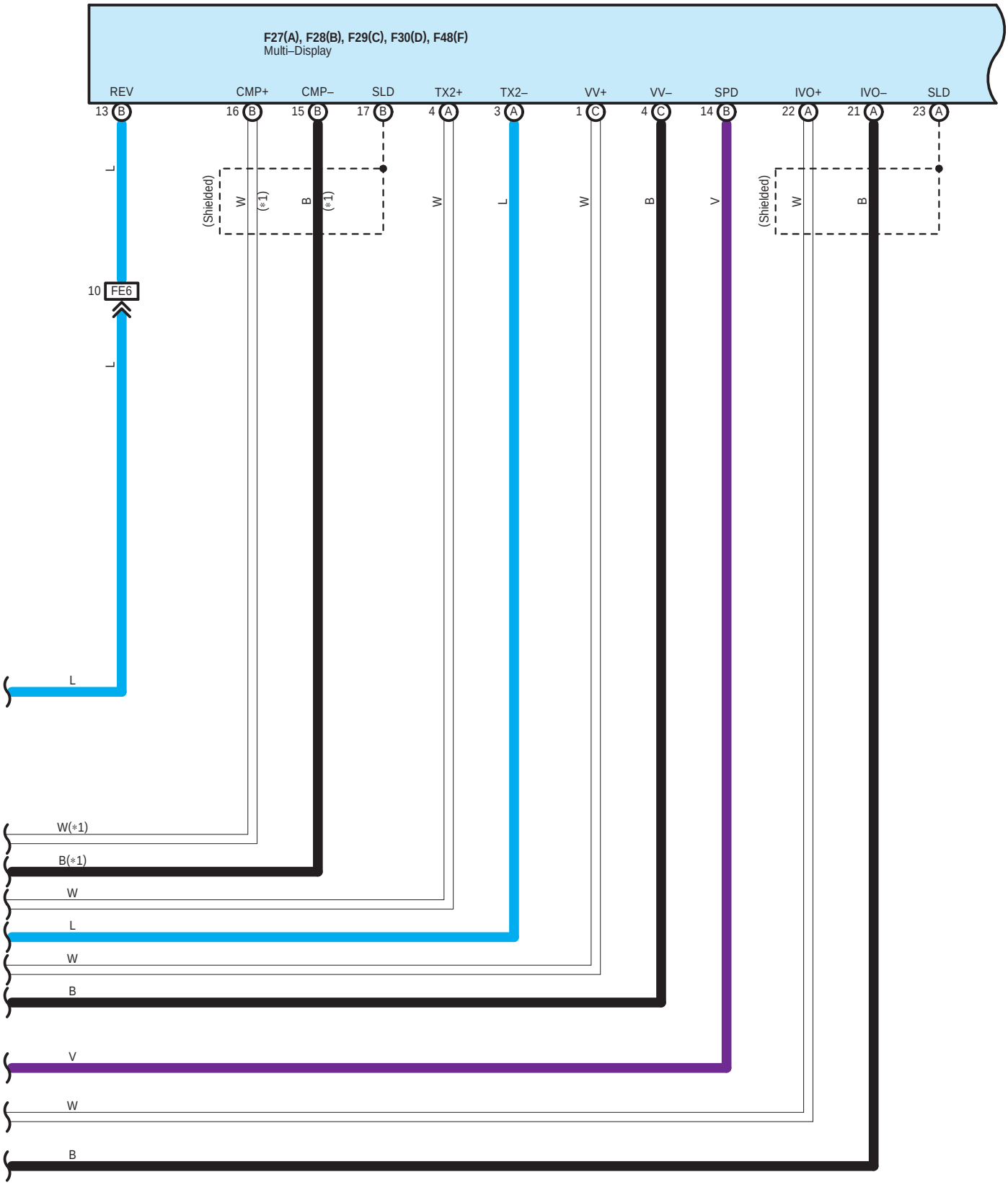

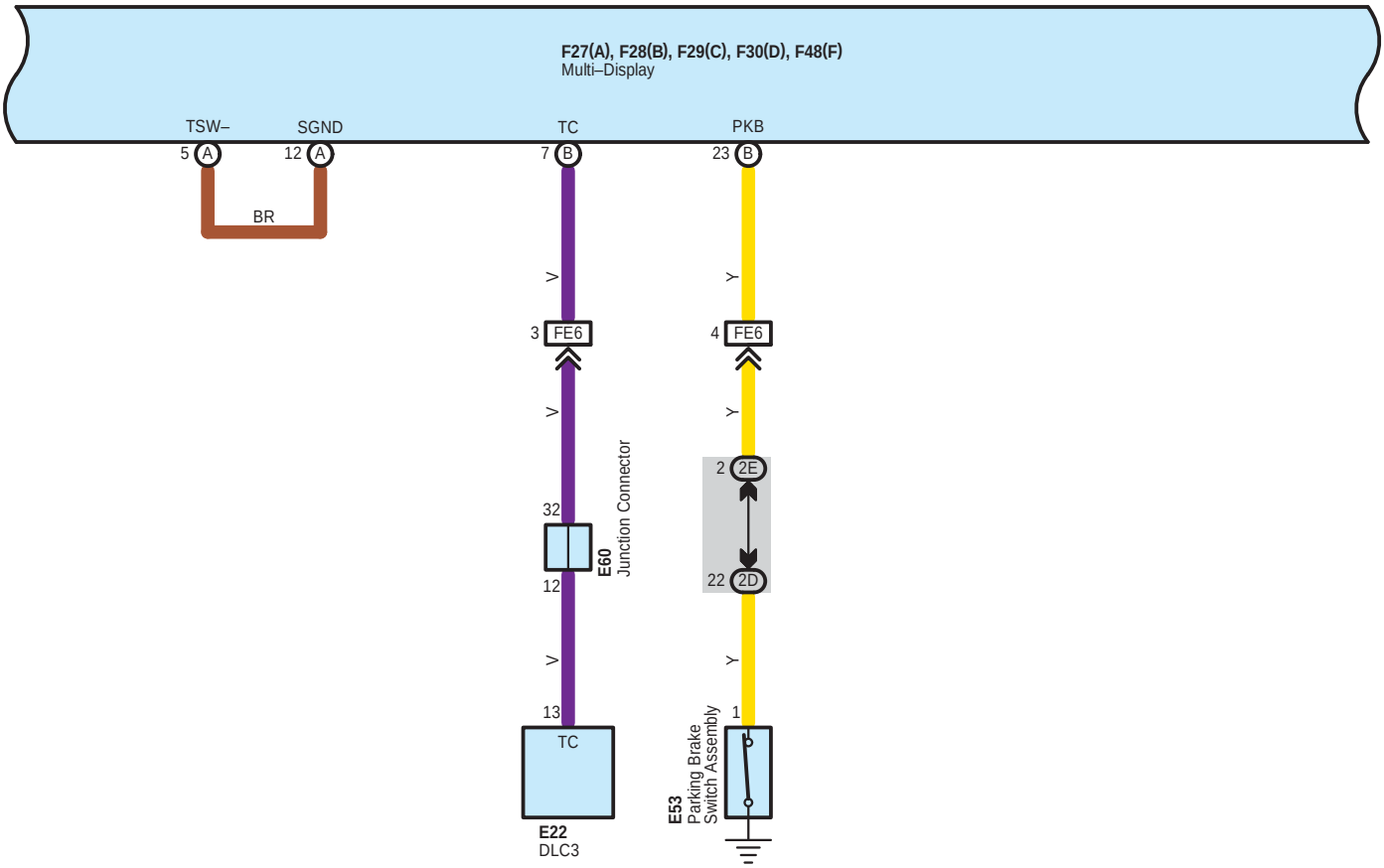
F27(A), F28(B), F29(C), F30(D), F48(F)
Multi–Display
TSW–
SGND
TC
PKB
5 A
12 A
7 B
23 B
BR
3 FE6
4 FE6
2 2E
22 2D
32
12
E60
Junction Connector
13
TC
E22
DLC3
1
E53
Parking Brake
Switch Assembly

∗ 2 : w/ Rear View Monitor

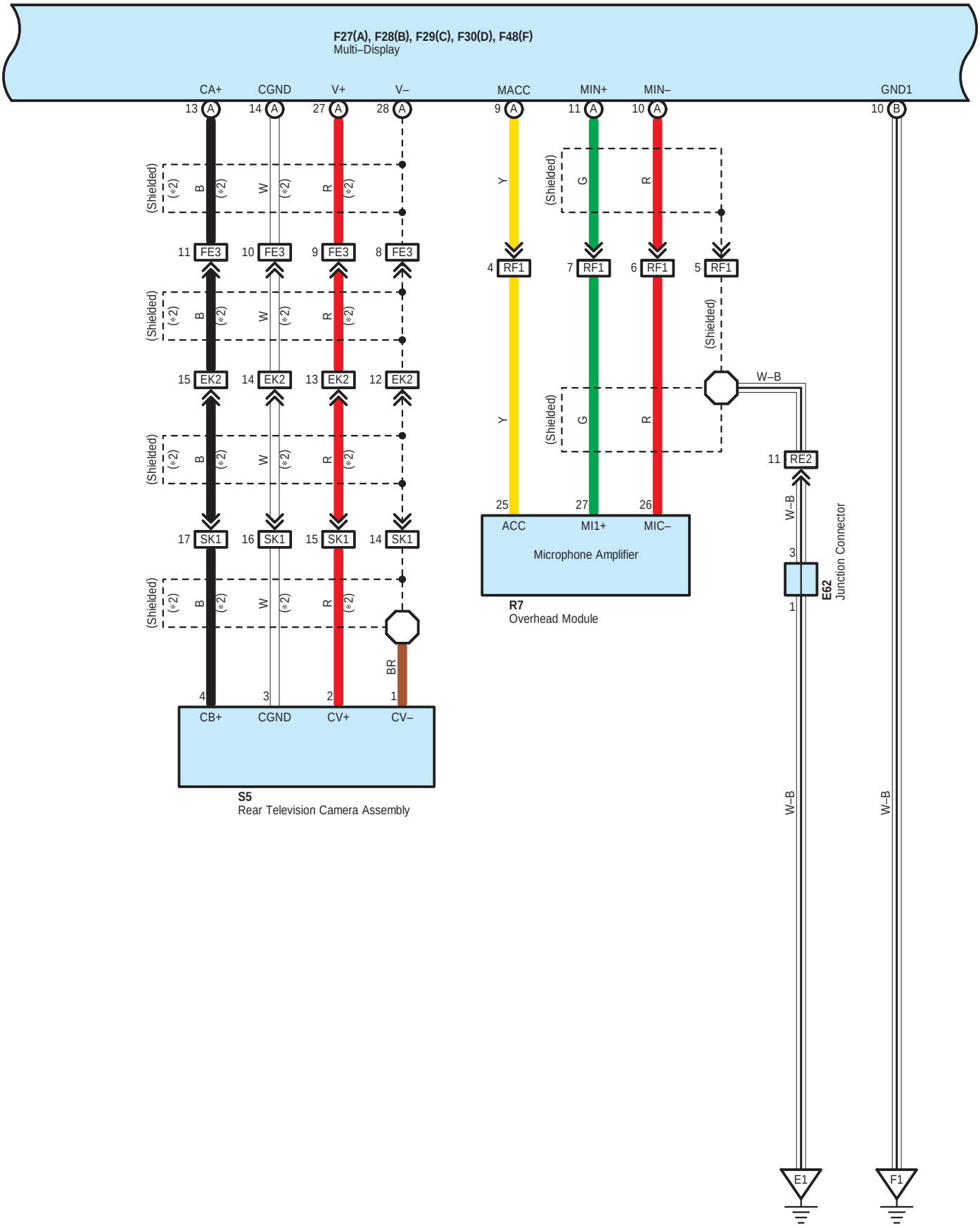

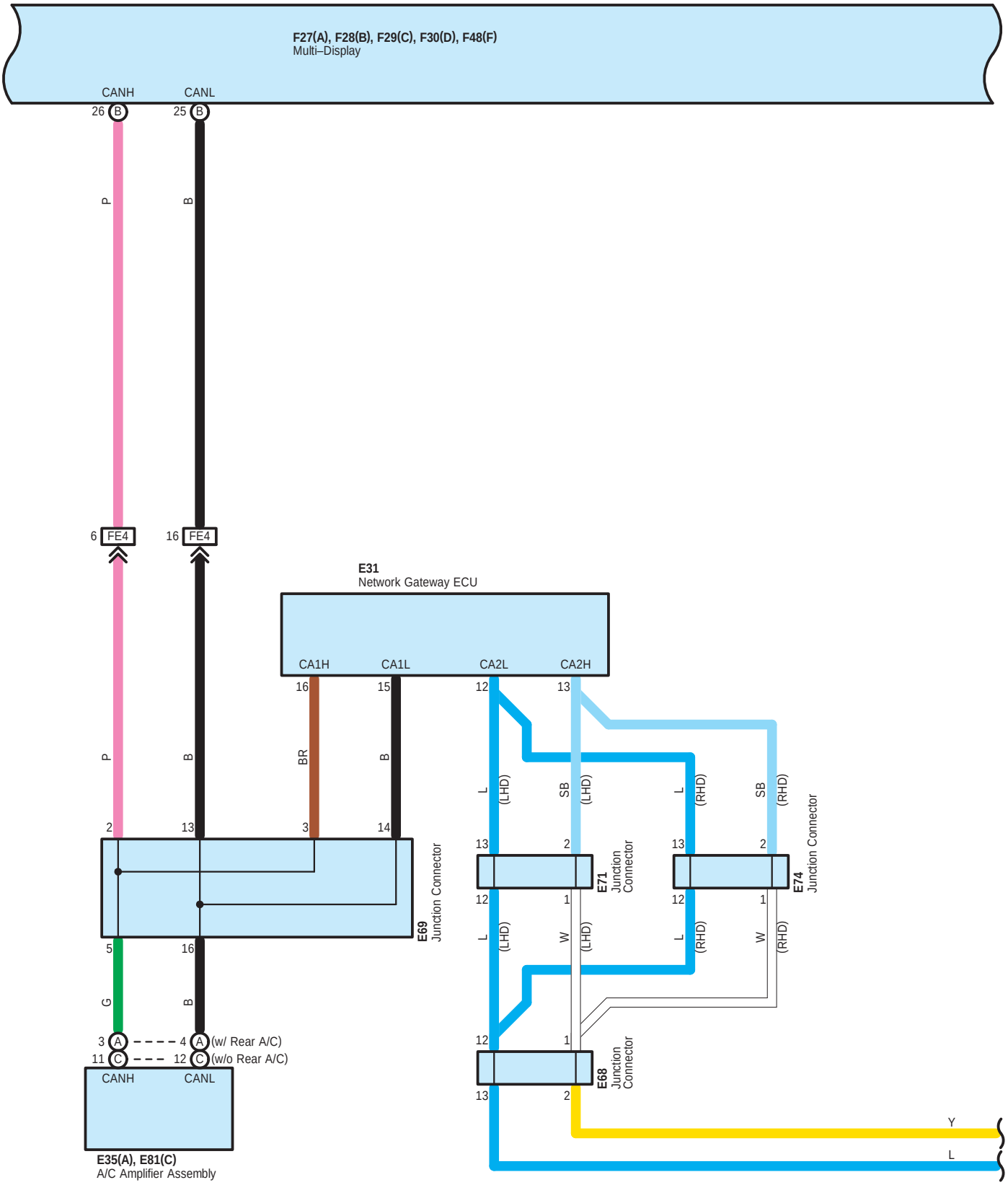
F27(A), F28(B), F29(C), F30(D), F48(F)
Multi–Display
CANH
CANL
26 B
25 B
P
B
6 FE4
16 FE4
E31
Network Gateway ECU
CA1H
CA1L
CA2L
CA2H
16
15
12
13
BR
B
L (LHD)
SB (LHD)
L (RHD)
SB (RHD)
2
13
3
14
E69 Junction Connector
13
2
E71 Junction Connector
13
2
E74 Junction Connector
12
1
12
1
L (LHD)
W (LHD)
L (RHD)
W (RHD)
5
16
G
B
3 A
4 A (w/ Rear A/C)
11 C
12 C (w/o Rear A/C)
CANH
CANL
E35(A), E81(C)
A/C Amplifier Assembly
12
1
E68 Junction Connector
13
2
Y
L

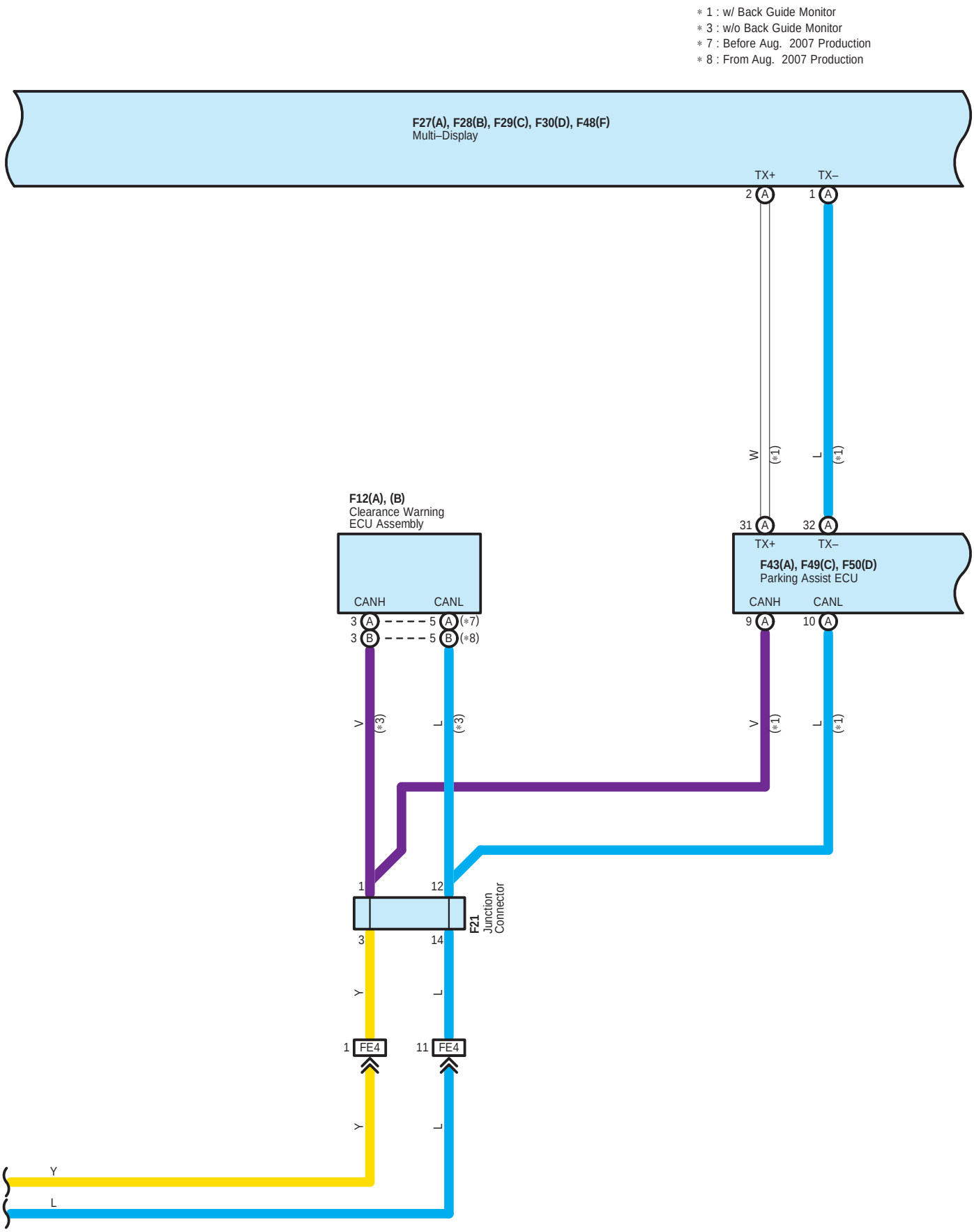
∗ 1 : w/ Back Guide Monitor
∗ 3 : w/o Back Guide Monitor
∗ 7 : Before Aug. 2007 Production
∗ 8 : From Aug. 2007 Production
F27(A), F28(B), F29(C), F30(D), F48(F)
Multi–Display
TX+
TX–
2 A
1 A
W
(∗1)
L
(∗1)
F12(A), (B)
Clearance Warning
ECU Assembly
CANH
CANL
3 A
5 A (∗7)
3 B
5 B (∗8)
31 A
32 A
TX+
TX–
F43(A), F49(C), F50(D)
Parking Assist ECU
CANH
CANL
9 A
10 A
V
(∗3)
L
(∗3)
V
(∗1)
L
(∗1)
1
12
F21
Junction
Connector
3
14
Y
L
1 FE4
11 FE4
Y
L
Y
L

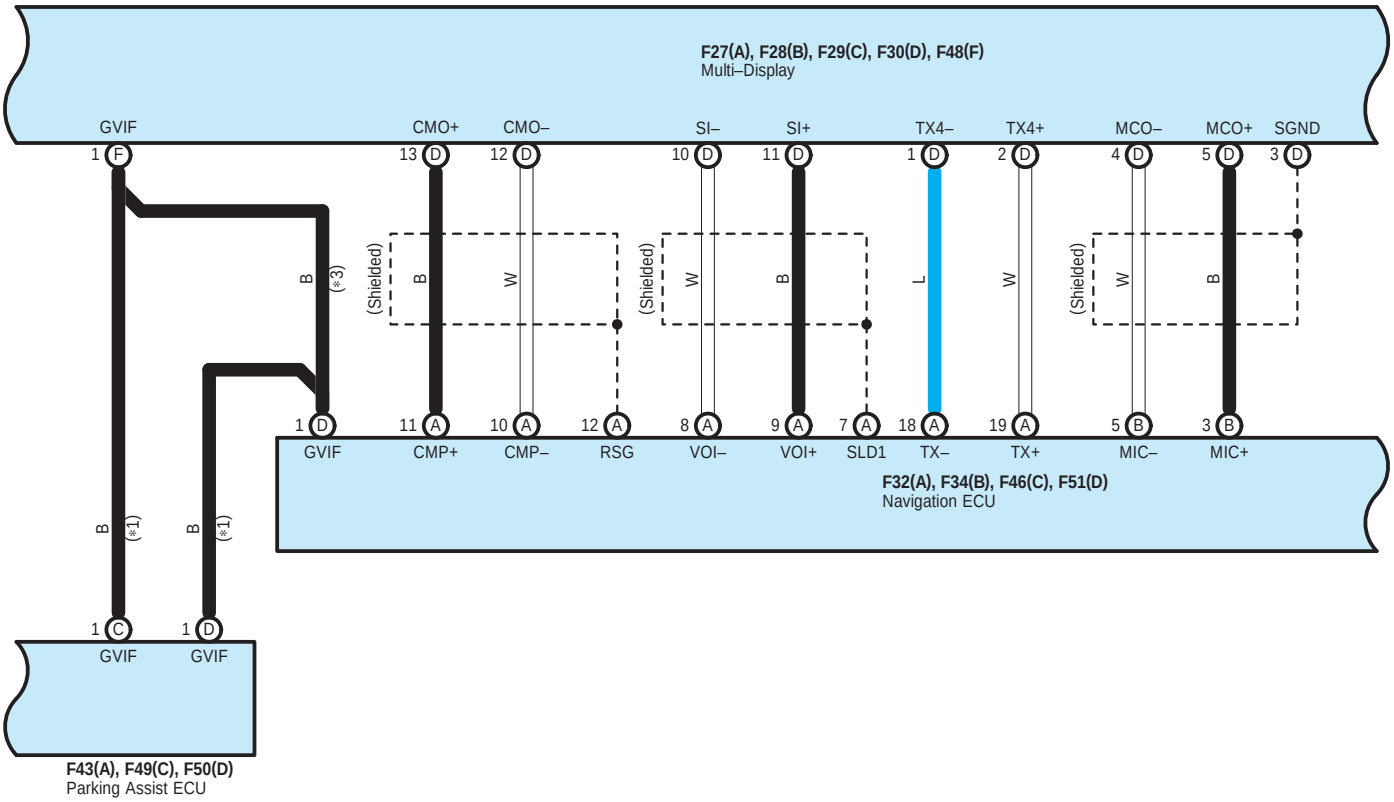
F27(A), F28(B), F29(C), F30(D), F48(F)
Multi–Display
GVIF
CMO+
CMO–
SI–
SI+
TX4–
TX4+
MCO–
MCO+
SGND
1 F
13 D
12 D
10 D
11 D
1 D
2 D
4 D
5 D
3 D
B
(*3)
(Shielded)
B
W
(Shielded)
W
B
L
W
(Shielded)
W
B
1 D
11 A
10 A
12 A
8 A
9 A
7 A
18 A
19 A
5 B
3 B
GVIF
CMP+
CMP–
RSG
VOI–
VOI+
SLD1
TX–
TX+
MIC–
MIC+
F32(A), F34(B), F46(C), F51(D)
Navigation ECU
B
(*1)
B
(*1)
1 C
1 D
GVIF
GVIF
F43(A), F49(C), F50(D)
Parking Assist ECU

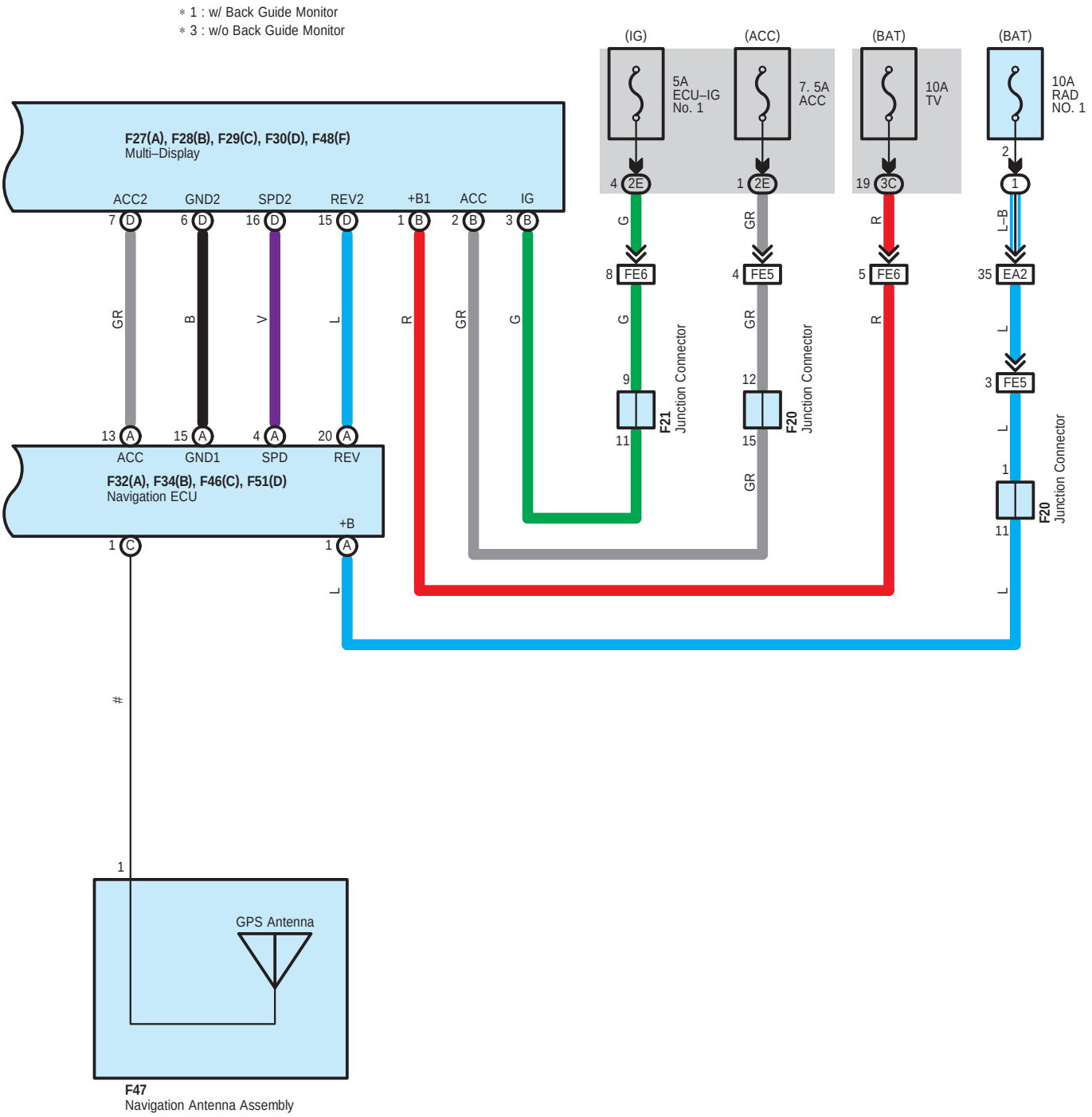

: There is no wire color information.

A 24
Black

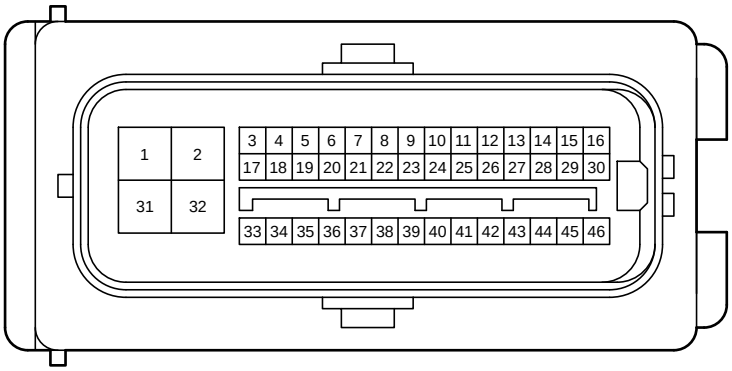

C 24
Gray

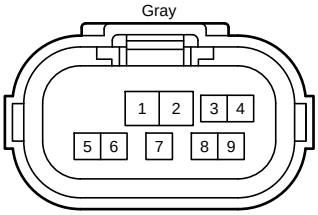

E 2
White

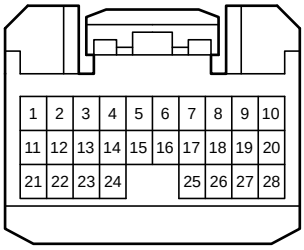

E 7
White

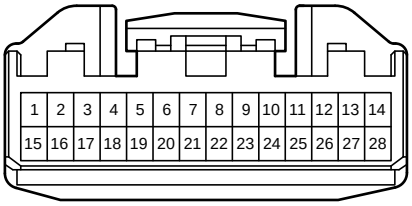

E 12
Black



E 22
White

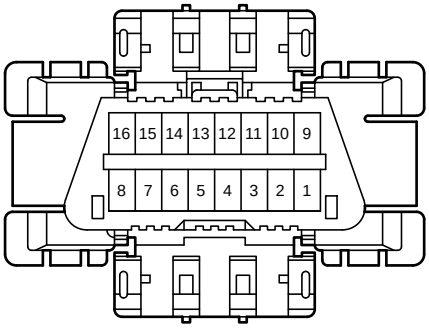

E 31
White

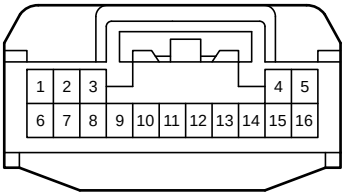

E 35
White

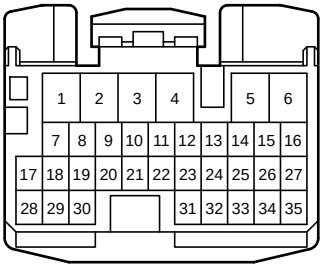

E 53
White

E 58

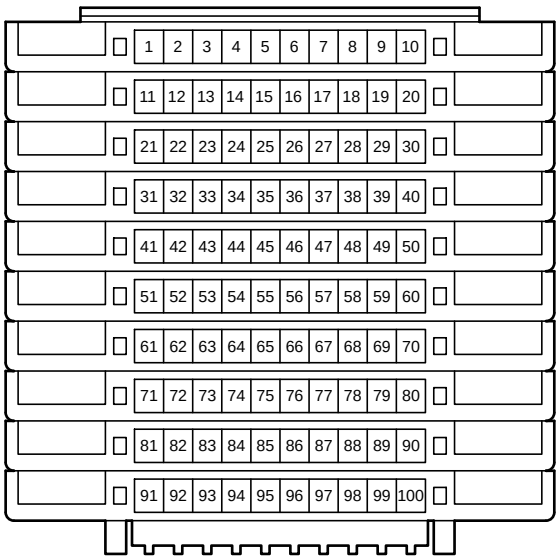

E 60

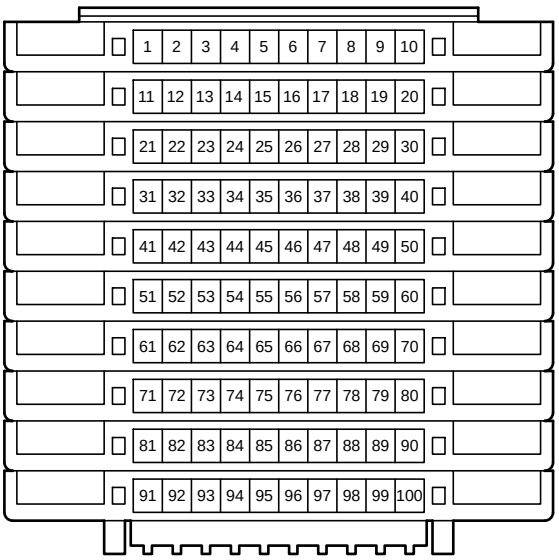

E 62
White

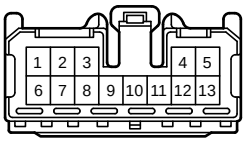

E 68
Gray

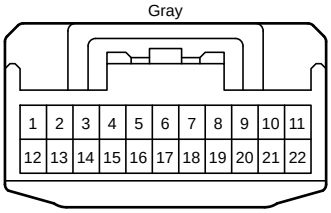

E 69
Gray

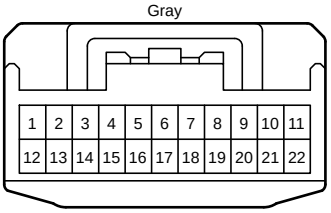

E 71
Gray

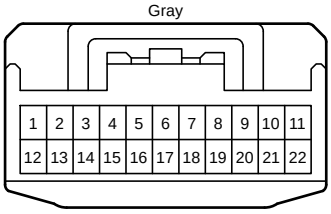

E 74
Gray

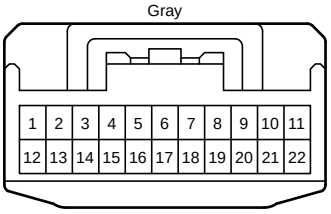

E 81
White

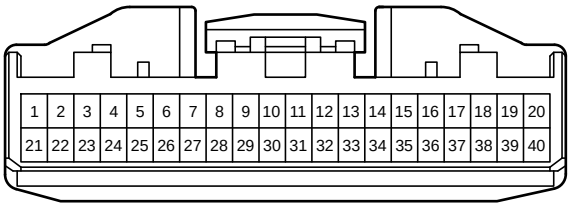

F 1
White

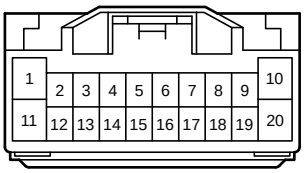

F 2
White

F 3
White

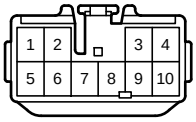

F 5
White

F 6
White

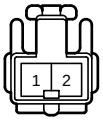

F 7
White

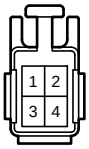

F 8
White

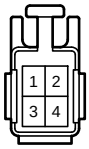

F 12
White

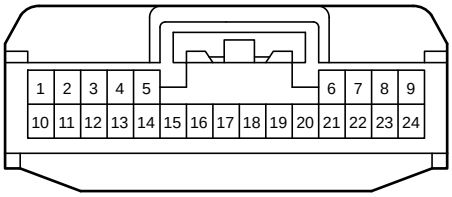

(Before Aug. 2007 Production)

F 12
Gray

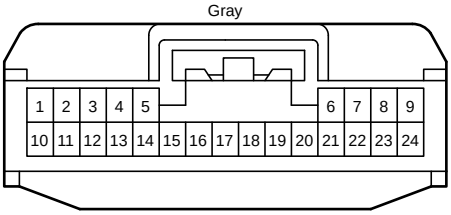

(From Aug. 2007 Production)

F 13
White

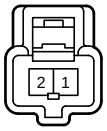

F 14
White

F 18
White

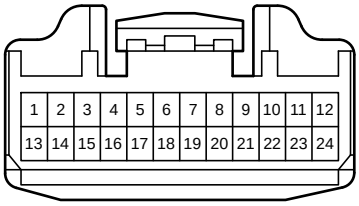

F 19
White

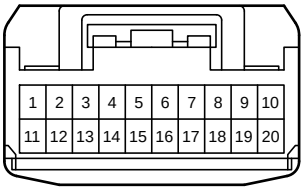

F 20
Gray

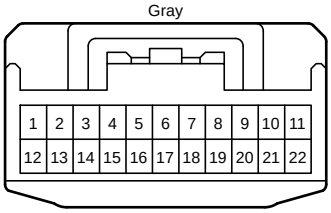

F 21
Black

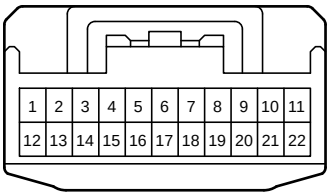

F 22
White

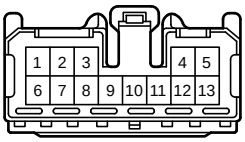

F 23
White

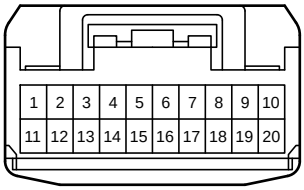

F 25
White

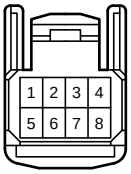

F 27
White

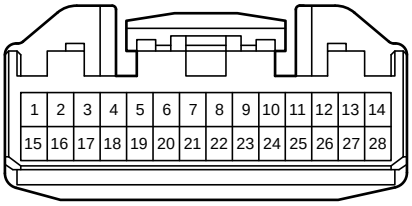

F 28
White

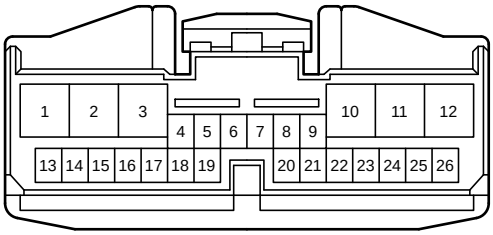

F 29
Blue

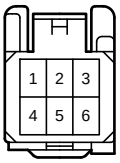

F 30
White



F 32
White

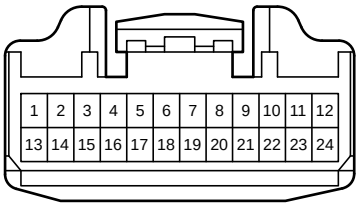

F 34
White

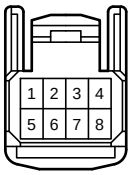

F 37
White

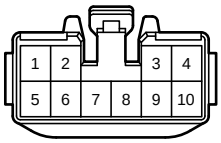

F 43
White

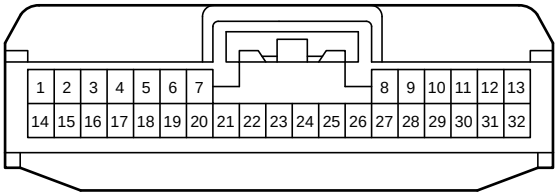

F 46
Gray

F 47
Gray

F 48
Blue

F 49
White

F 50
Blue

F 51
White

I 1
White

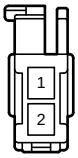

I 10
White

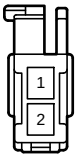

J 15
White

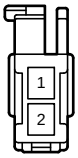

J 17
White

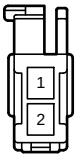

R 7
White

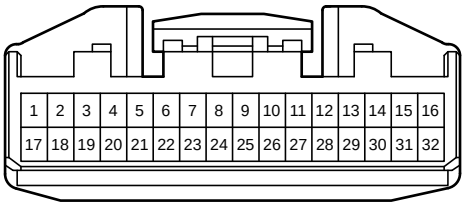

S 5
Black

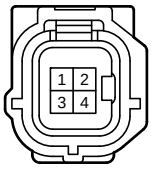

z 36
White

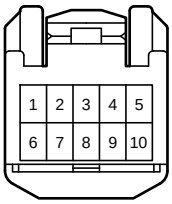

2B
White

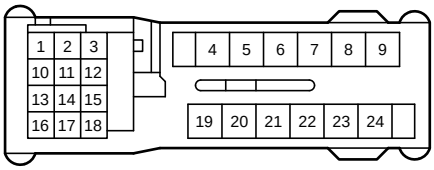

2D
White

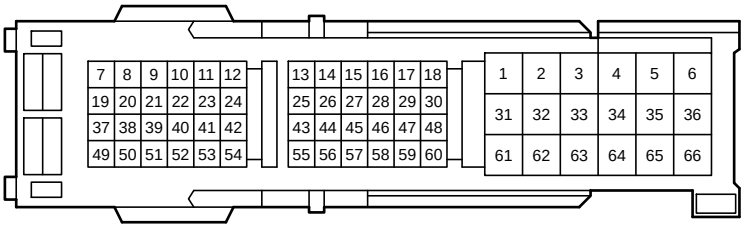

2E
White

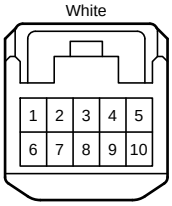

3C
White

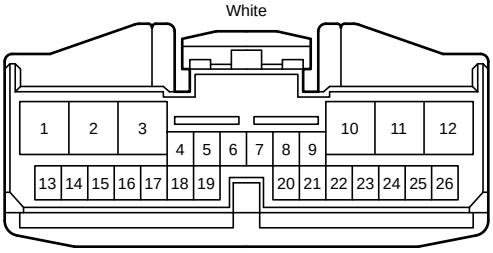

CA3
White

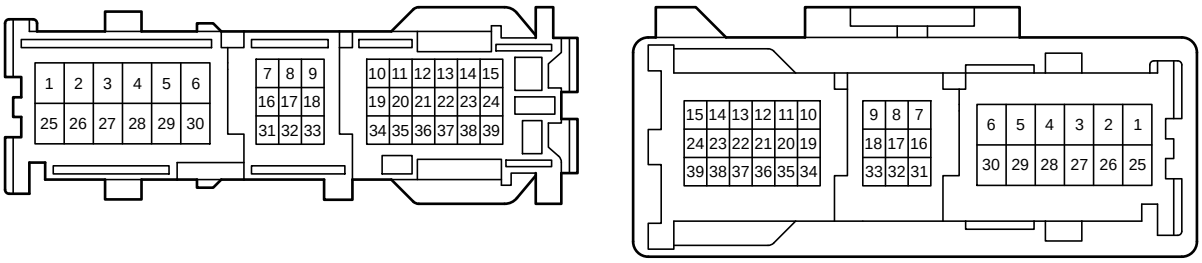

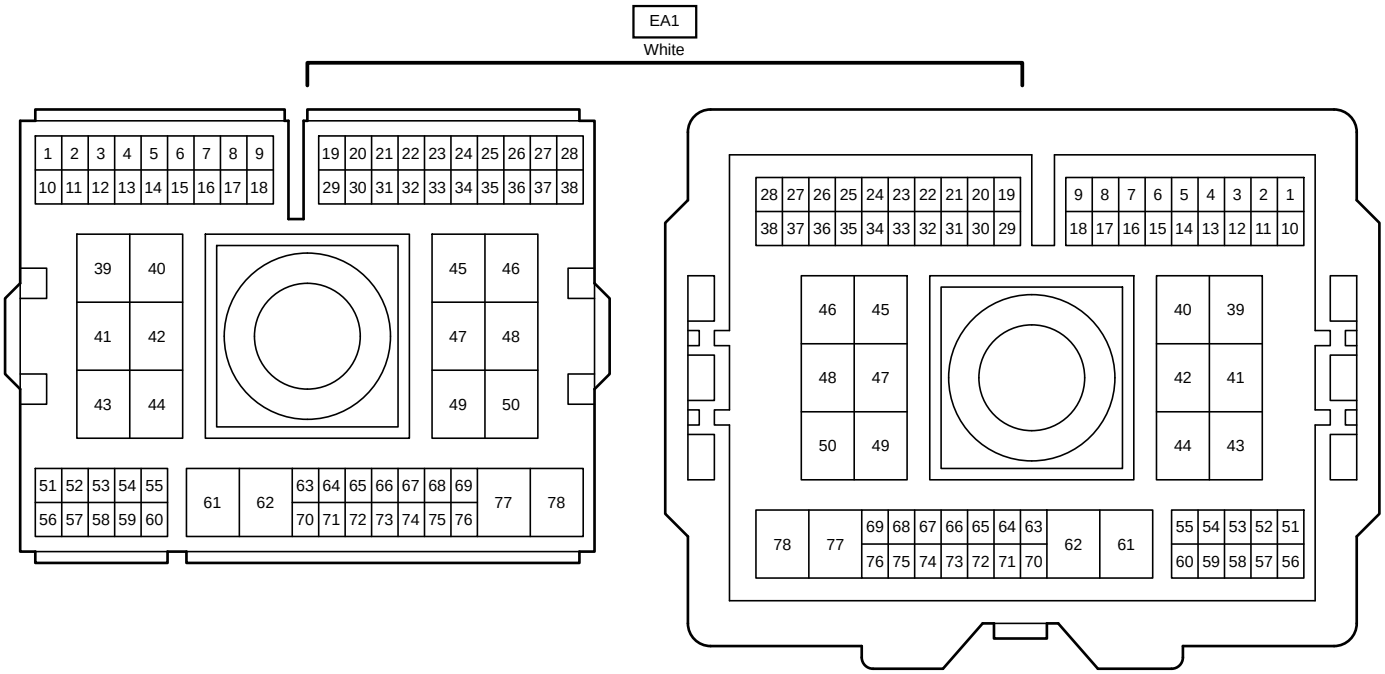
EA1
White
1 2 3 4 5 6 7 8 9
10 11 12 13 14 15 16 17 18
19 20 21 22 23 24 25 26 27 28
29 30 31 32 33 34 35 36 37 38
39 40
41 42
43 44
45 46
47 48
49 50
51 52 53 54 55
56 57 58 59 60
61 62
63 64 65 66 67 68 69
70 71 72 73 74 75 76
77 78
28 27 26 25 24 23 22 21 20 19
38 37 36 35 34 33 32 31 30 29
9 8 7 6 5 4 3 2 1
18 17 16 15 14 13 12 11 10
46 45
48 47
50 49
40 39
42 41
44 43
78 77
69 68 67 66 65 64 63
76 75 74 73 72 71 70
62 61
55 54 53 52 51
60 59 58 57 56

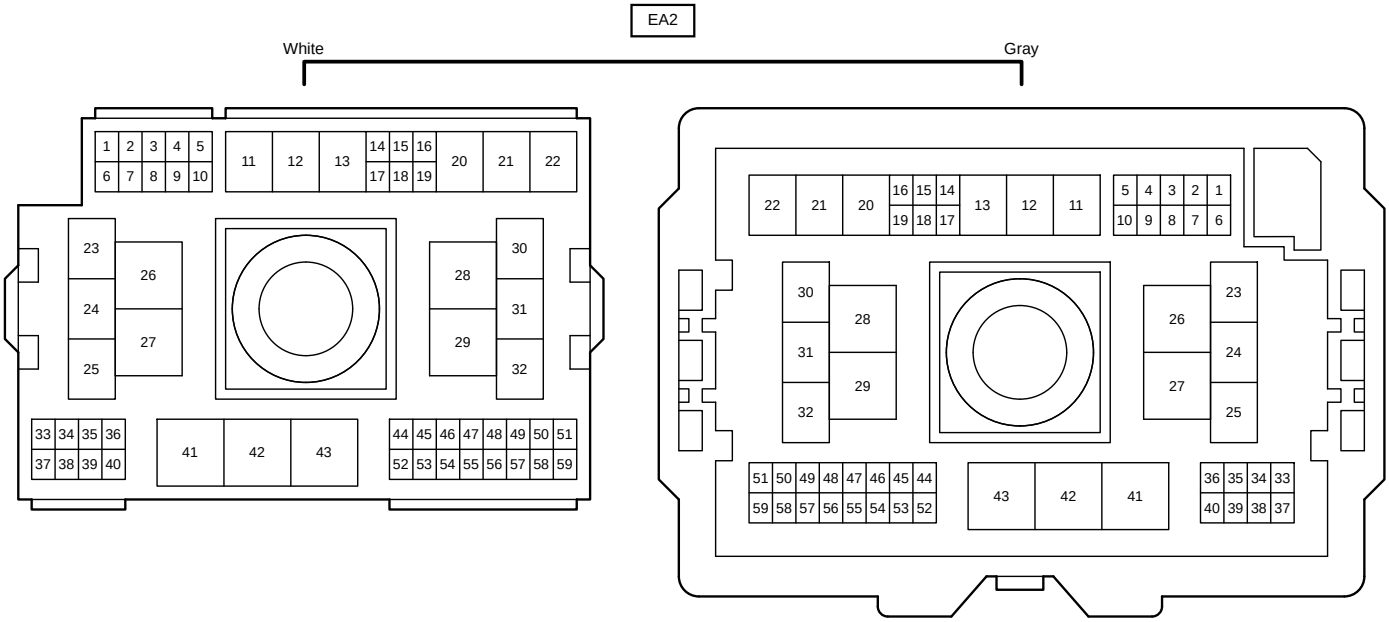
EA2
White
Gray
1 2 3 4 5
6 7 8 9 10
11 12 13
14 15 16
17 18 19
20 21 22
23 26
24 27
25
28 30
29 31
32
33 34 35 36
37 38 39 40
41 42 43
44 45 46 47 48 49 50 51
52 53 54 55 56 57 58 59
22 21 20
16 15 14
19 18 17
13 12 11
5 4 3 2 1
10 9 8 7 6
30 28
31 29
32
26 23
27 24
25
51 50 49 48 47 46 45 44
59 58 57 56 55 54 53 52
43 42 41
36 35 34 33
40 39 38 37

EA4
White

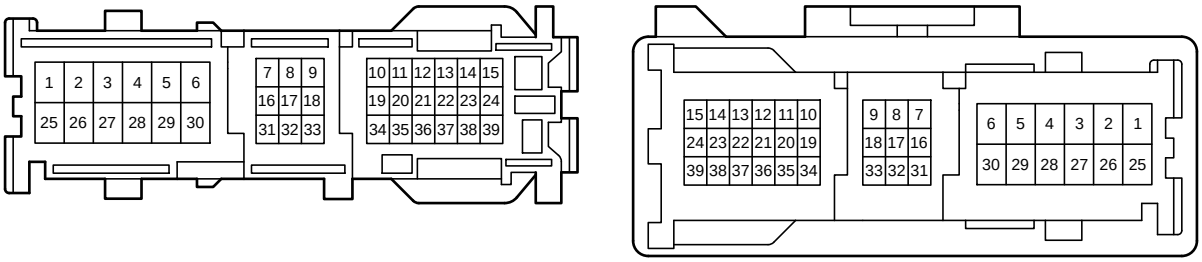

EK2
White

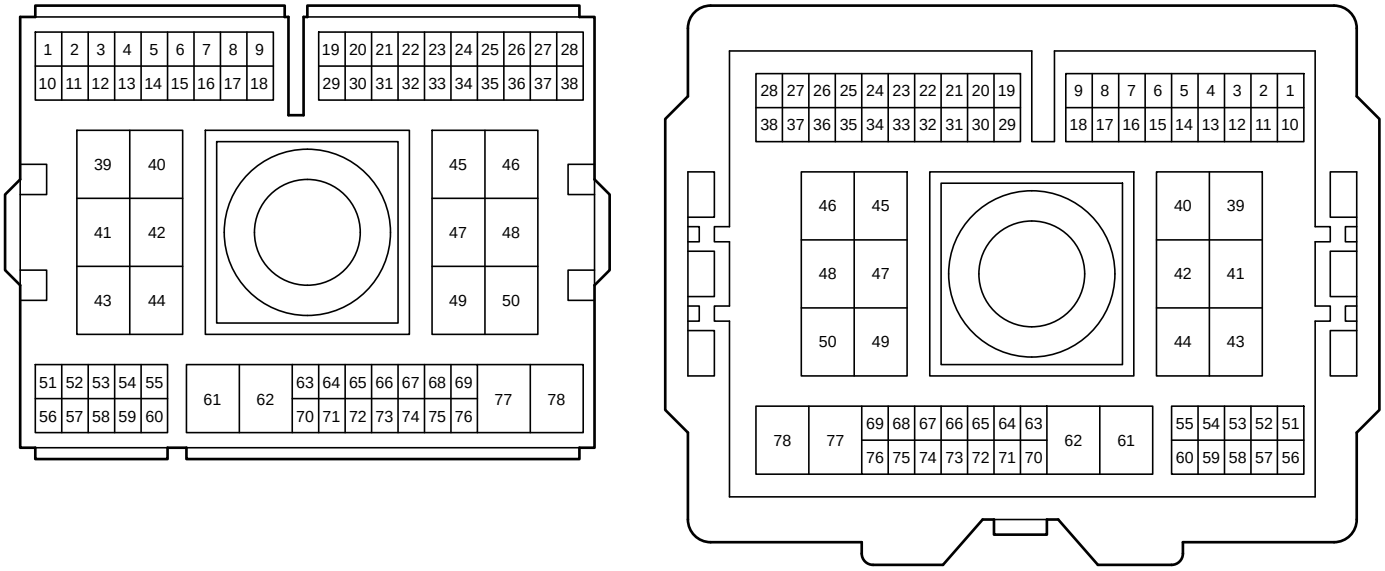

FE1
White

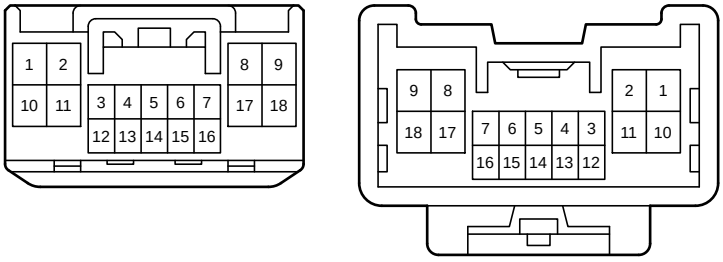

FE3
White

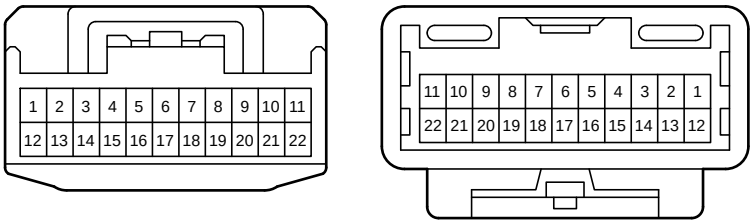

FE4
White

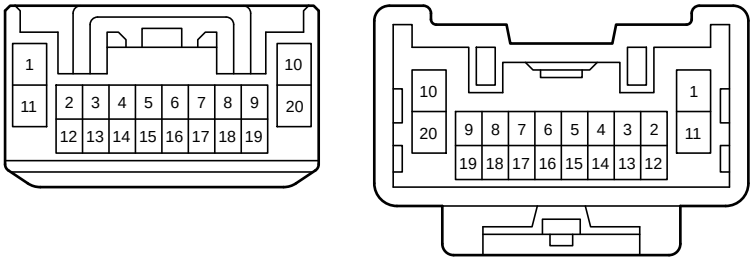

FE5
White

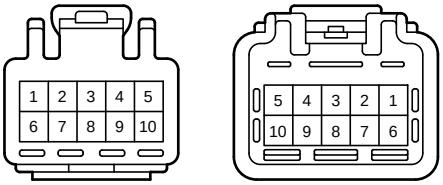

FE6
White

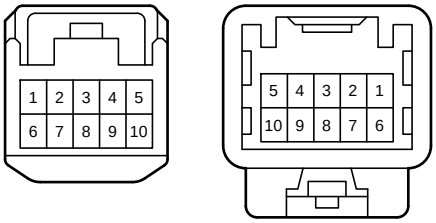

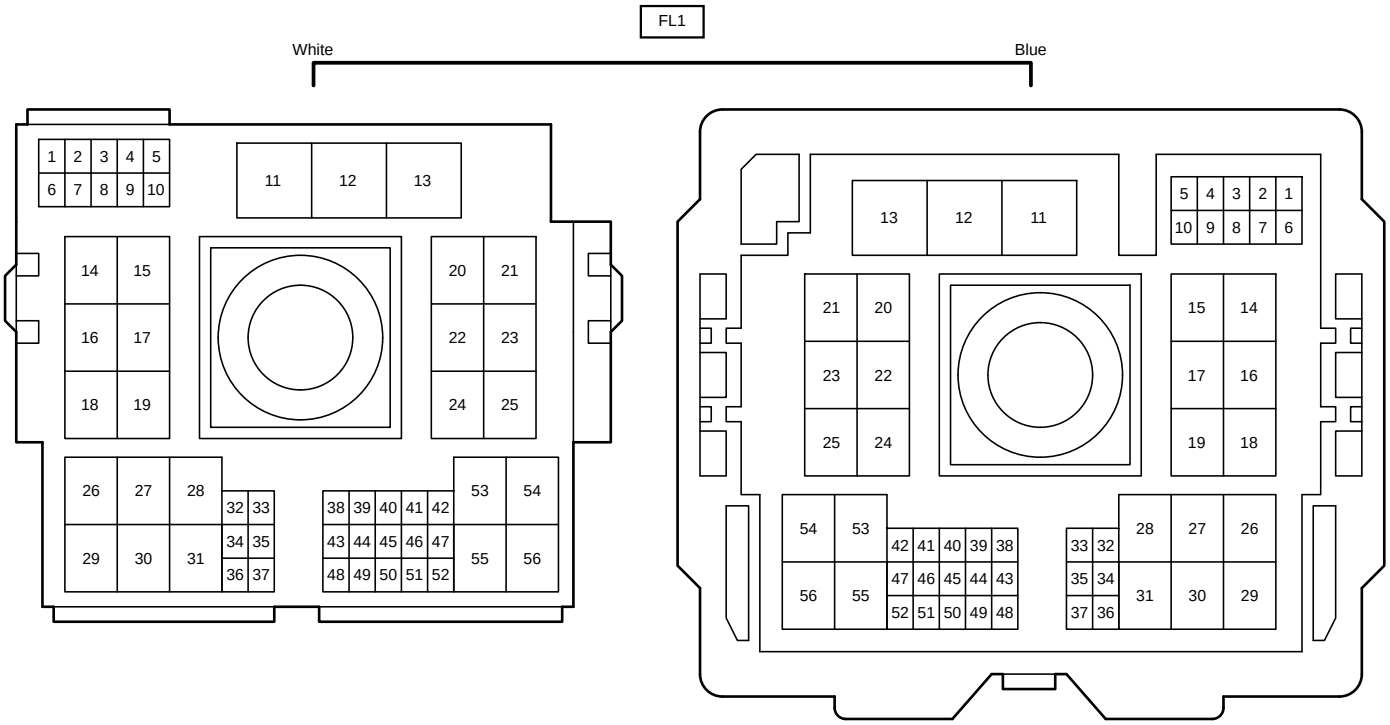
FL1
White
Blue

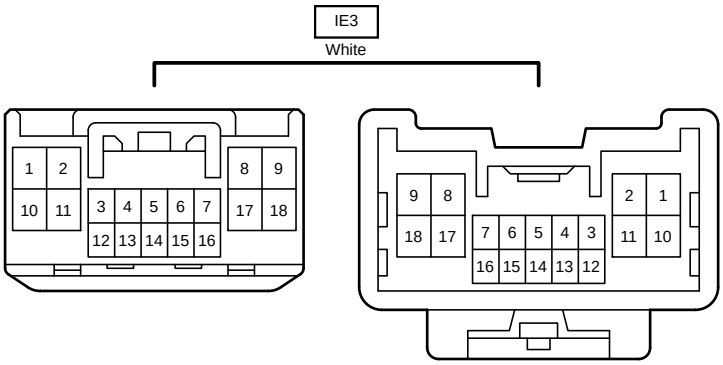
IE3
White

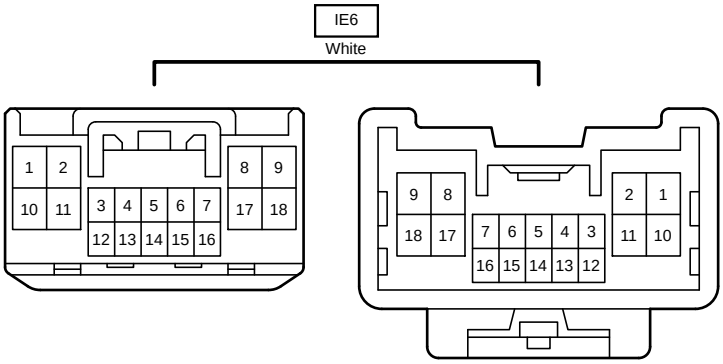
IE6
White

JK1
White

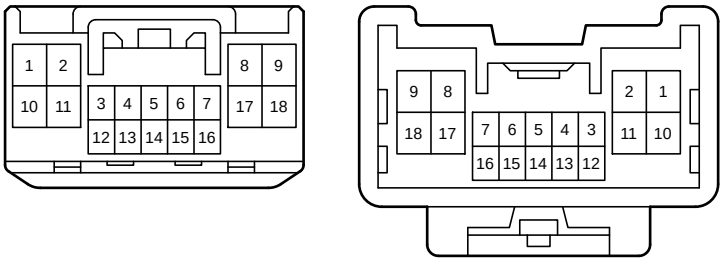

JL1
White

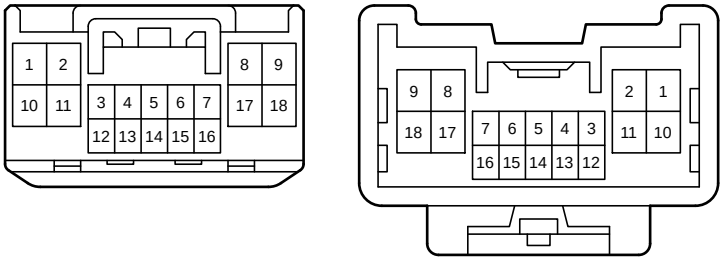

RE2
Blue

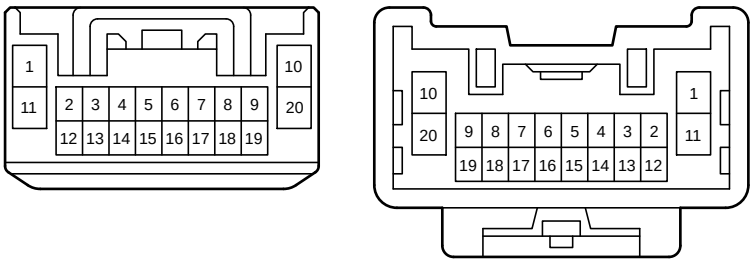

RF1
Gray

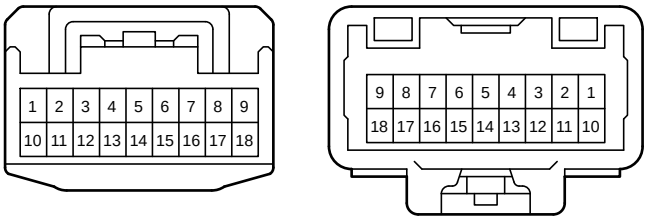
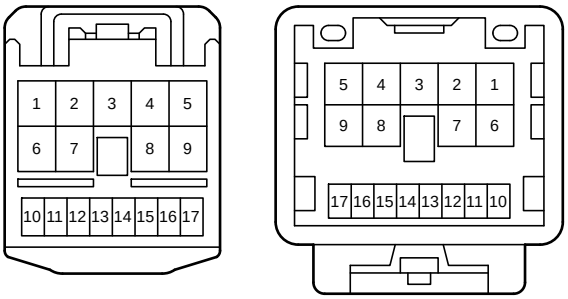
SK1
White