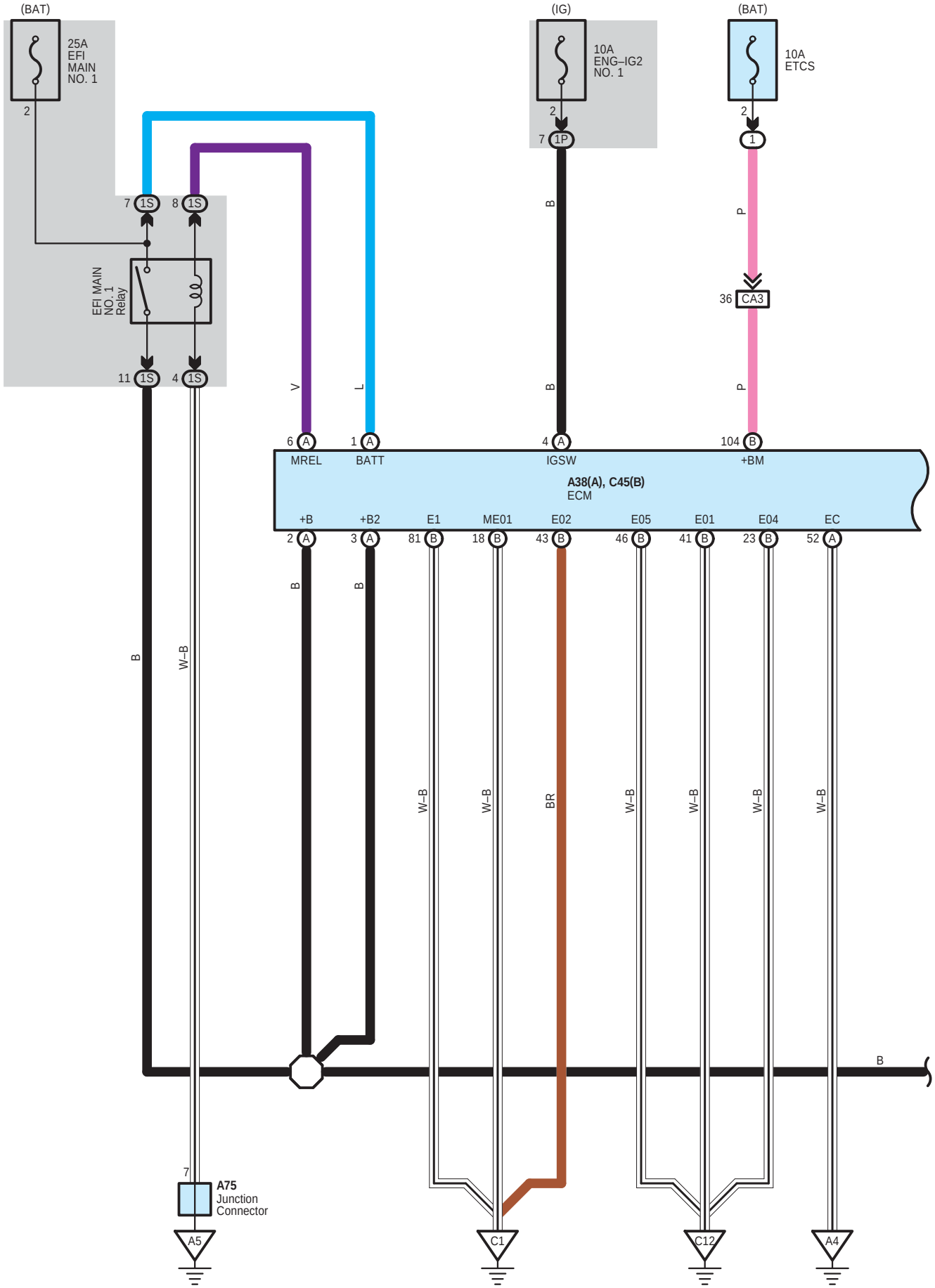
(BAT)
25A
EFI
MAIN
NO. 1
2
7 1S
8 1S
EFI MAIN
NO. 1
Relay
11 1S
4 1S
(IG)
10A
ENG–IG2
NO. 1
2
7 1P
(BAT)
10A
ETCS
2
1
36 CA3
B
P
V
L
6 A
MREL
1 A
BATT
4 A
IGSW
104 B
+BM
A38(A), C45(B)
ECM
+B
+B2
E1
ME01
E02
E05
E01
E04
EC
2 A
3 A
81 B
18 B
43 B
46 B
41 B
23 B
52 A
W–B
BR
7
A75
Junction
Connector
A5
C1
C12
A4

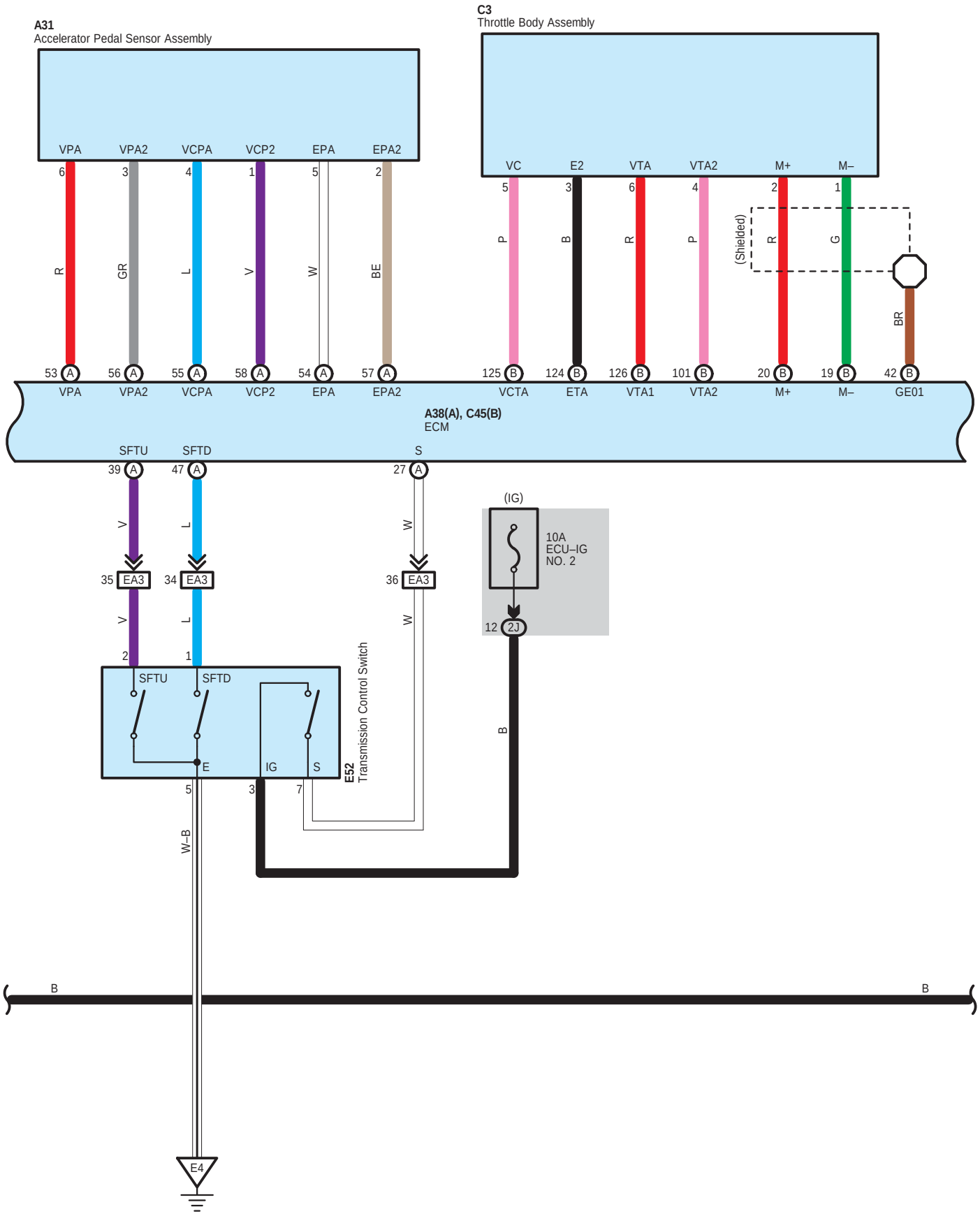
A31
Accelerator Pedal Sensor Assembly
VPA
VPA2
VCPA
VCP2
EPA
EPA2
6
3
4
1
5
2
R
GR
L
V
W
BE
53 A
56 A
55 A
58 A
54 A
57 A
C3
Throttle Body Assembly
VC
E2
VTA
VTA2
M+
M–
5
3
6
4
2
1
P
B
R
P
R
G
(Shielded)
BR
125 B
124 B
126 B
101 B
20 B
19 B
42 B
VCTA
ETA
VTA1
VTA2
M+
M–
GE01
A38(A), C45(B)
ECM
SFTU
SFTD
S
39 A
47 A
27 A
V
L
W
35 EA3
34 EA3
36 EA3
V
L
W
2
1
SFTU
SFTD
E
IG
S
E52
Transmission Control Switch
5
3
7
W–B
(IG)
10A
ECU–IG
NO. 2
12 2J
B
B
B
E4

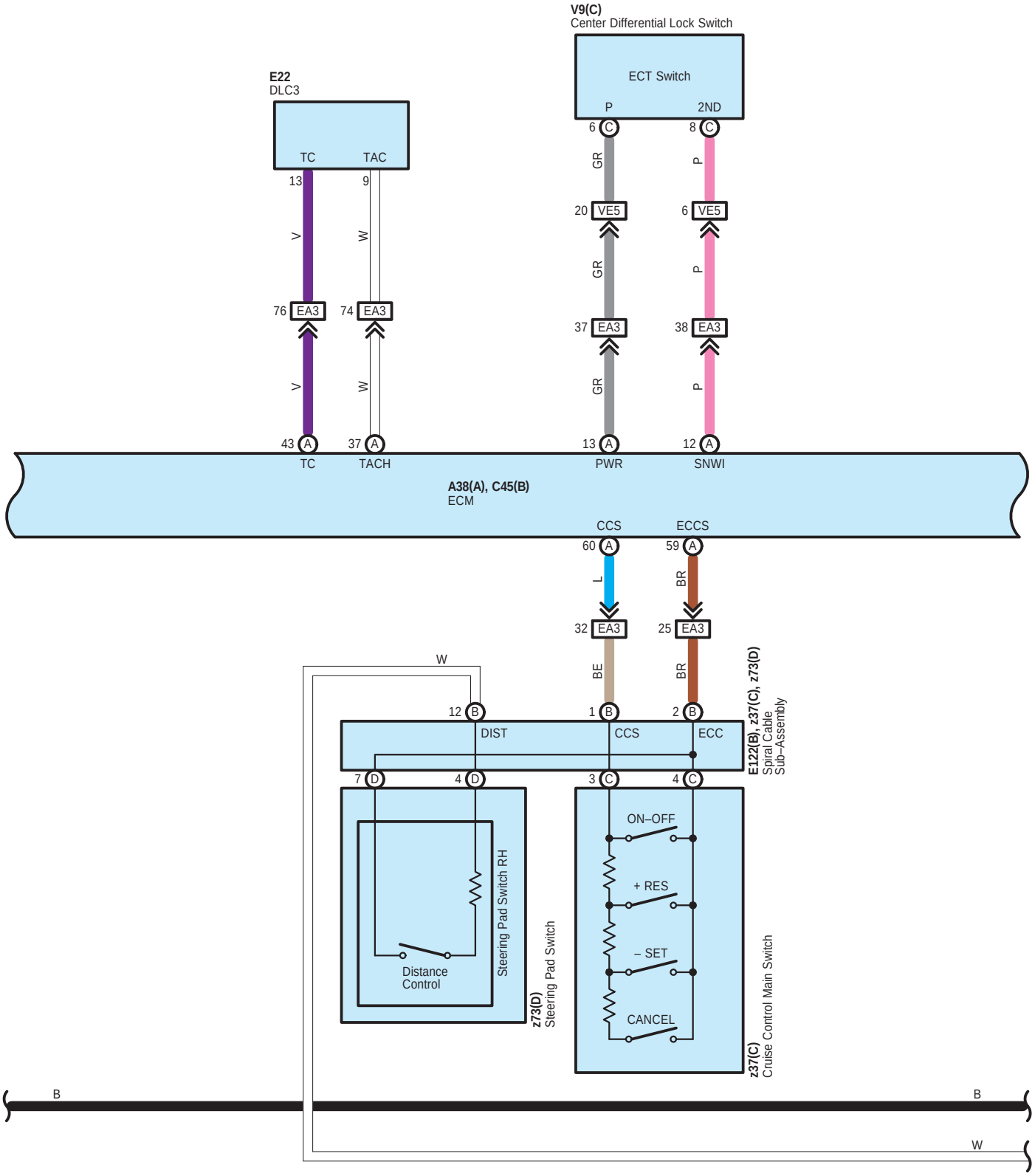
V9(C)
Center Differential Lock Switch
ECT Switch
P
2ND
6 C
8 C
GR
P
20 VE5
6 VE5
GR
P
37 EA3
38 EA3
GR
P
13 A
12 A
PWR
SNWI
E22
DLC3
TC
TAC
13
9
V
W
76 EA3
74 EA3
V
W
43 A
37 A
TC
TACH
A38(A), C45(B)
ECM
CCS
ECCS
60 A
59 A
L
BR
32 EA3
25 EA3
BE
BR
W
12 B
1 B
2 B
DIST
CCS
ECC
E122(B), z37(C), z73(D)
Spiral Cable
Sub–Assembly
7 D
4 D
3 C
4 C
Steering Pad Switch RH
Distance
Control
z73(D)
Steering Pad Switch
ON–OFF
+ RES
– SET
CANCEL
z37(C)
Cruise Control Main Switch
B
B
W

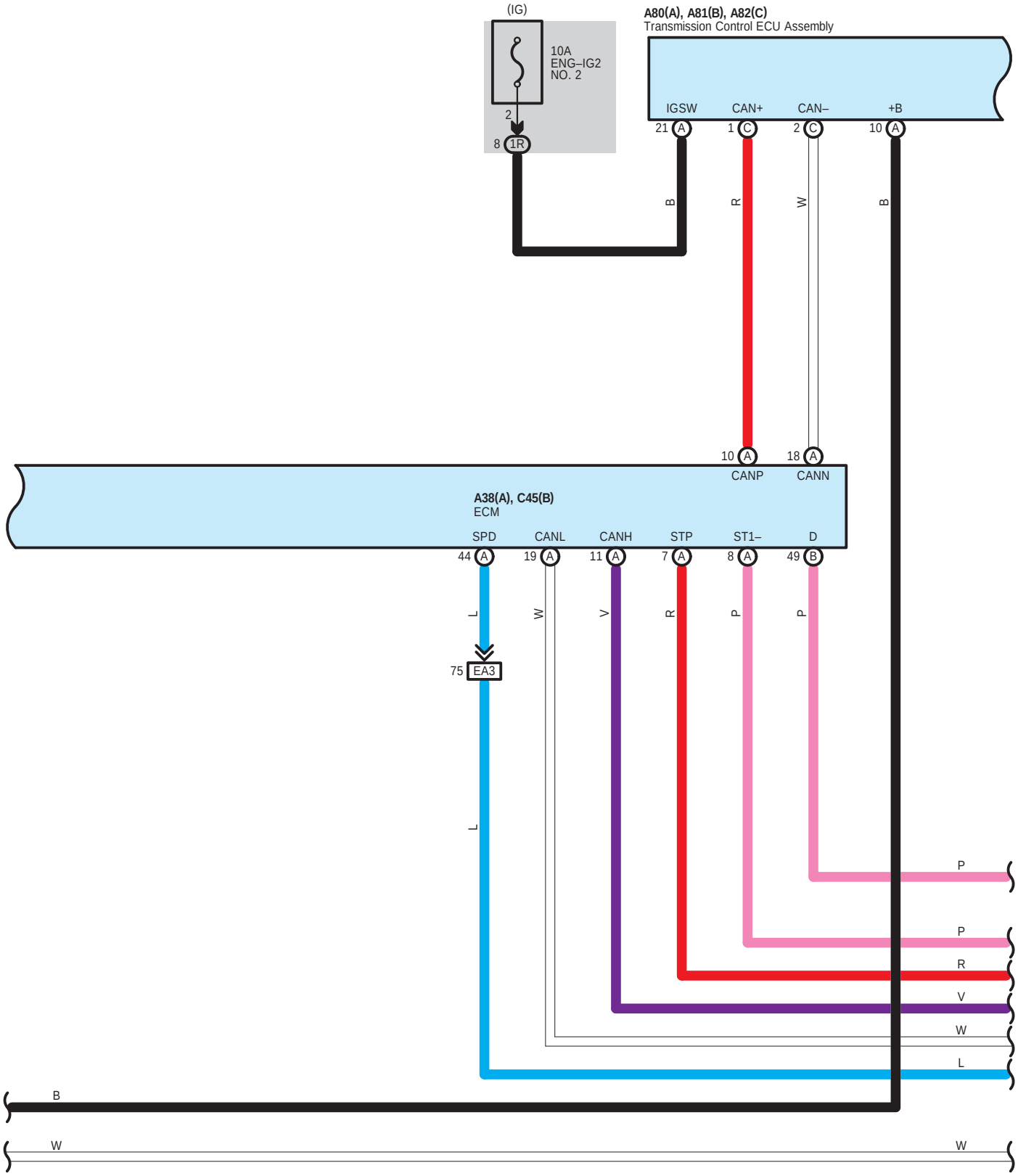
(IG)
10A
ENG–IG2
NO. 2
2
8 1R
A80(A), A81(B), A82(C)
Transmission Control ECU Assembly
IGSW
CAN+
CAN–
+B
21 A
1 C
2 C
10 A
B
R
W
B
10 A
18 A
CANP
CANN
A38(A), C45(B)
ECM
SPD
CANL
CANH
STP
ST1–
D
44 A
19 A
11 A
7 A
8 A
49 B
L
W
V
R
P
P
75 EA3
L
P
P
R
V
W
L
B
W
W

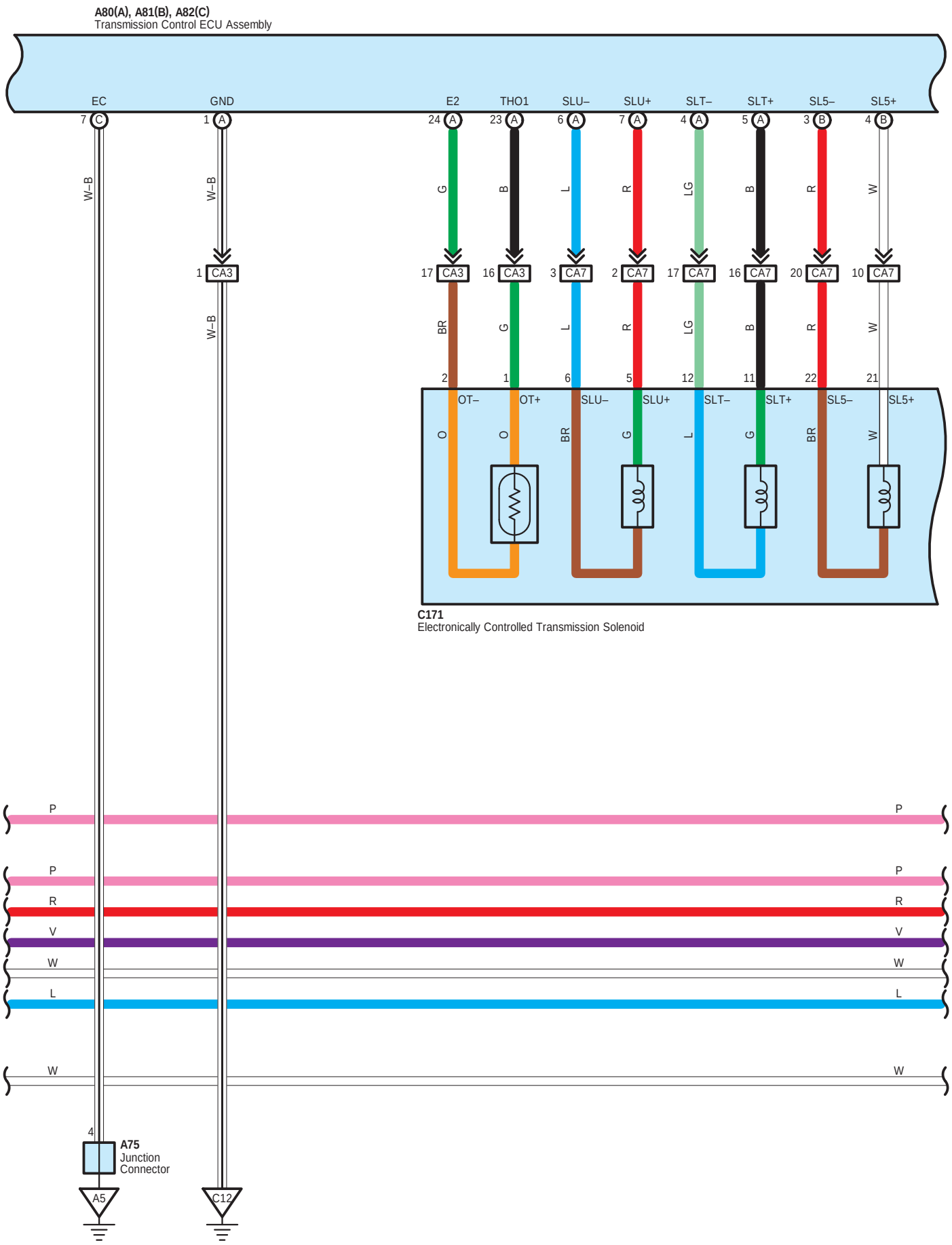
A80(A), A81(B), A82(C)
Transmission Control ECU Assembly
EC
GND
E2
THO1
SLU–
SLU+
SLT–
SLT+
SL5–
SL5+
7 C
1 A
24 A
23 A
6 A
7 A
4 A
5 A
3 B
4 B
W–B
G
B
L
R
LG
W
1 CA3
17 CA3
16 CA3
3 CA7
2 CA7
17 CA7
16 CA7
20 CA7
10 CA7
BR
2
1
6
5
12
11
22
21
OT–
OT+
O
C171
Electronically Controlled Transmission Solenoid
P
R
V
W
L
4
A75
Junction
Connector
A5
C12

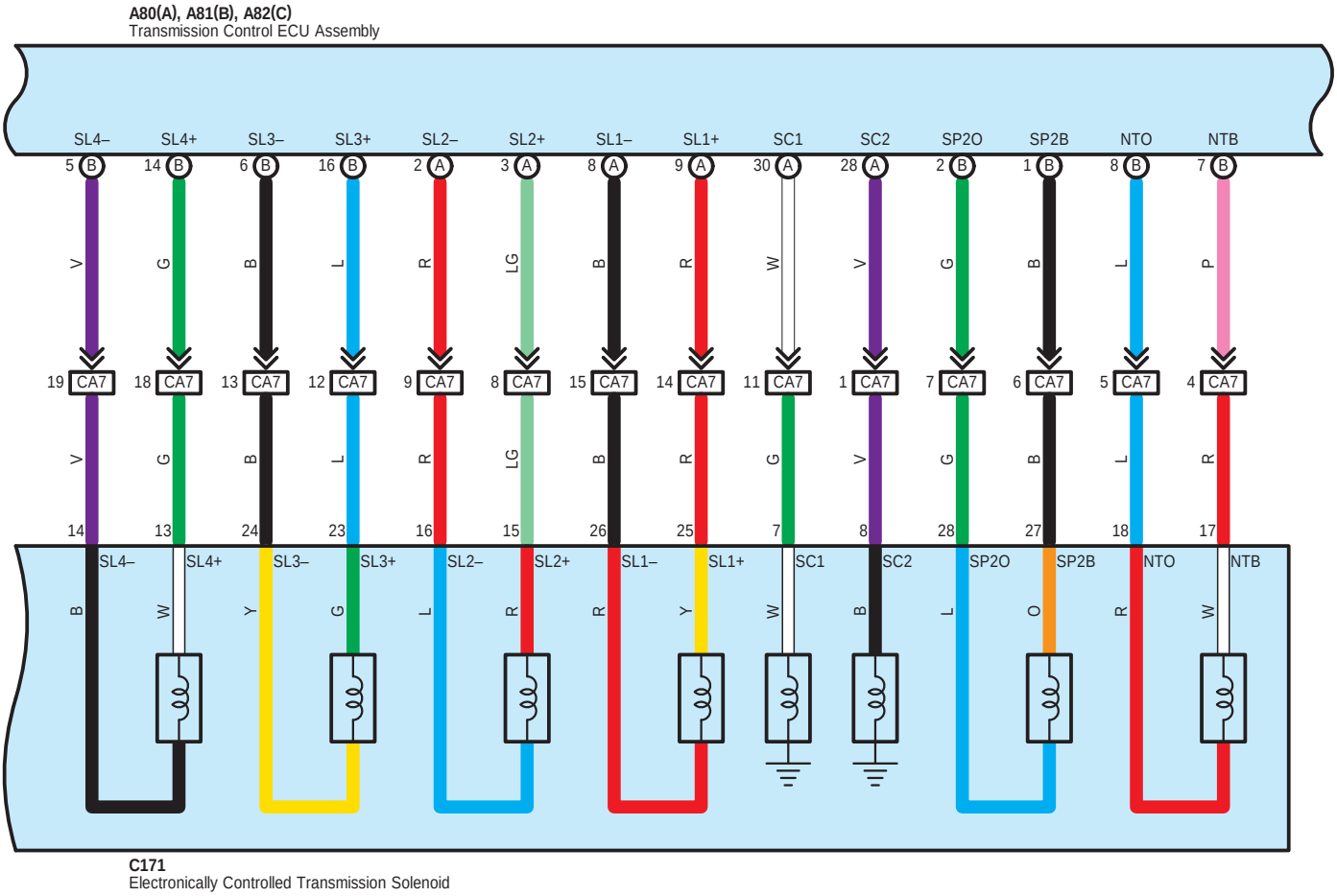
A80(A), A81(B), A82(C)
Transmission Control ECU Assembly
SL4– SL4+ SL3– SL3+ SL2– SL2+ SL1– SL1+ SC1 SC2 SP2O SP2B NTO NTB
5 B 14 B 6 B 16 B 2 A 3 A 8 A 9 A 30 A 28 A 2 B 1 B 8 B 7 B
V G B L R LG B R W V G B L P
19 CA7 18 CA7 13 CA7 12 CA7 9 CA7 8 CA7 15 CA7 14 CA7 11 CA7 1 CA7 7 CA7 6 CA7 5 CA7 4 CA7
V G B L R LG B R G V G B L R
14 13 24 23 16 15 26 25 7 8 28 27 18 17
SL4– SL4+ SL3– SL3+ SL2– SL2+ SL1– SL1+ SC1 SC2 SP2O SP2B NTO NTB
B W Y G L R R Y W B L O R W
C171
Electronically Controlled Transmission Solenoid

P P
P P
R R
V V
W W
L L
W W

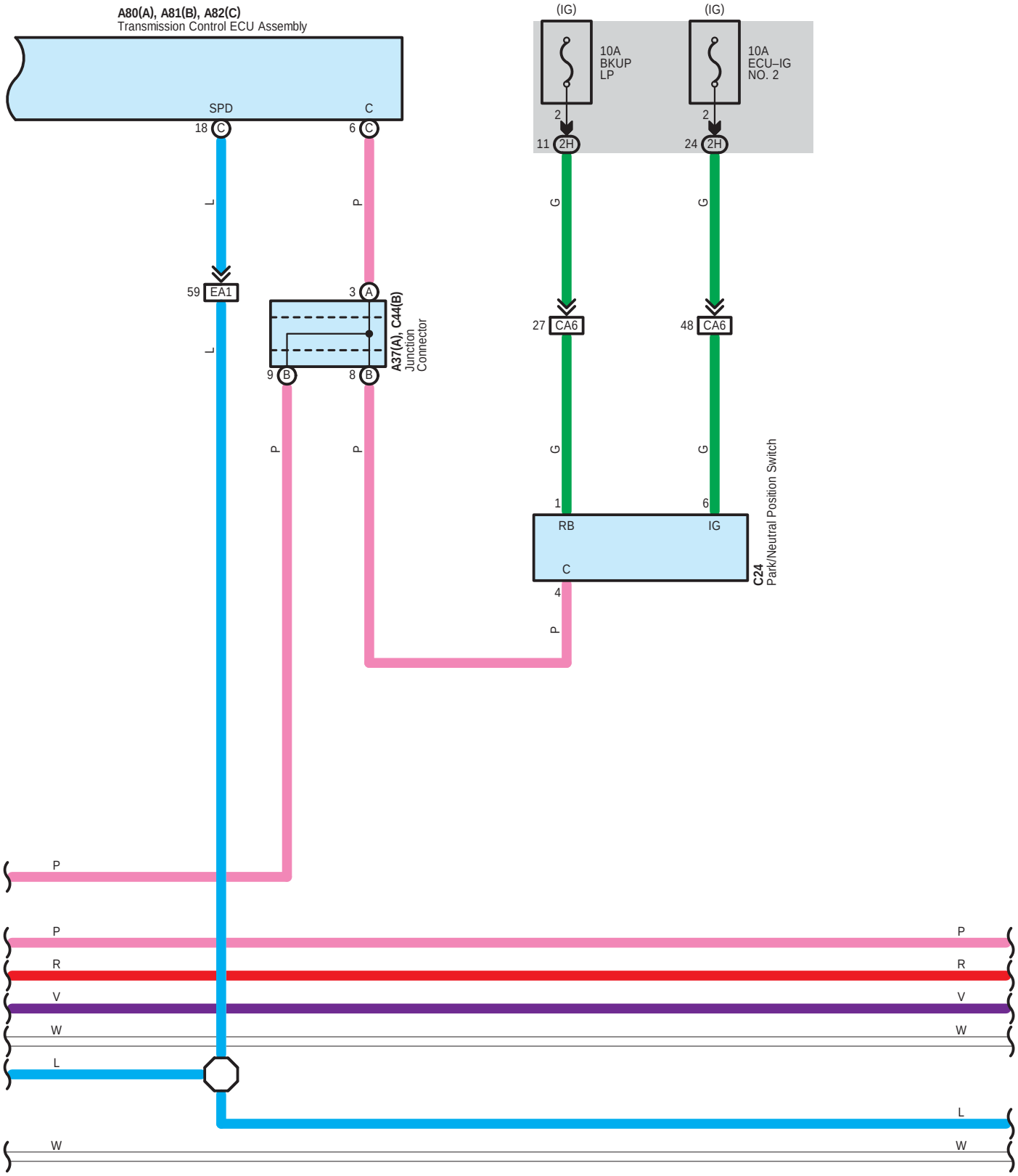
A80(A), A81(B), A82(C)
Transmission Control ECU Assembly
SPD
C
18 C
6 C
(IG)
(IG)
10A
BKUP
LP
10A
ECU–IG
NO. 2
2
2
11 2H
24 2H
L
P
G
G
59 EA1
3 A
9 B
8 B
A37(A), C44(B)
Junction
Connector
27 CA6
48 CA6
L
P
P
G
G
1
6
RB
IG
C
4
C24
Park/Neutral Position Switch
P
P
P
R
R
V
V
W
W
L
L
W
W

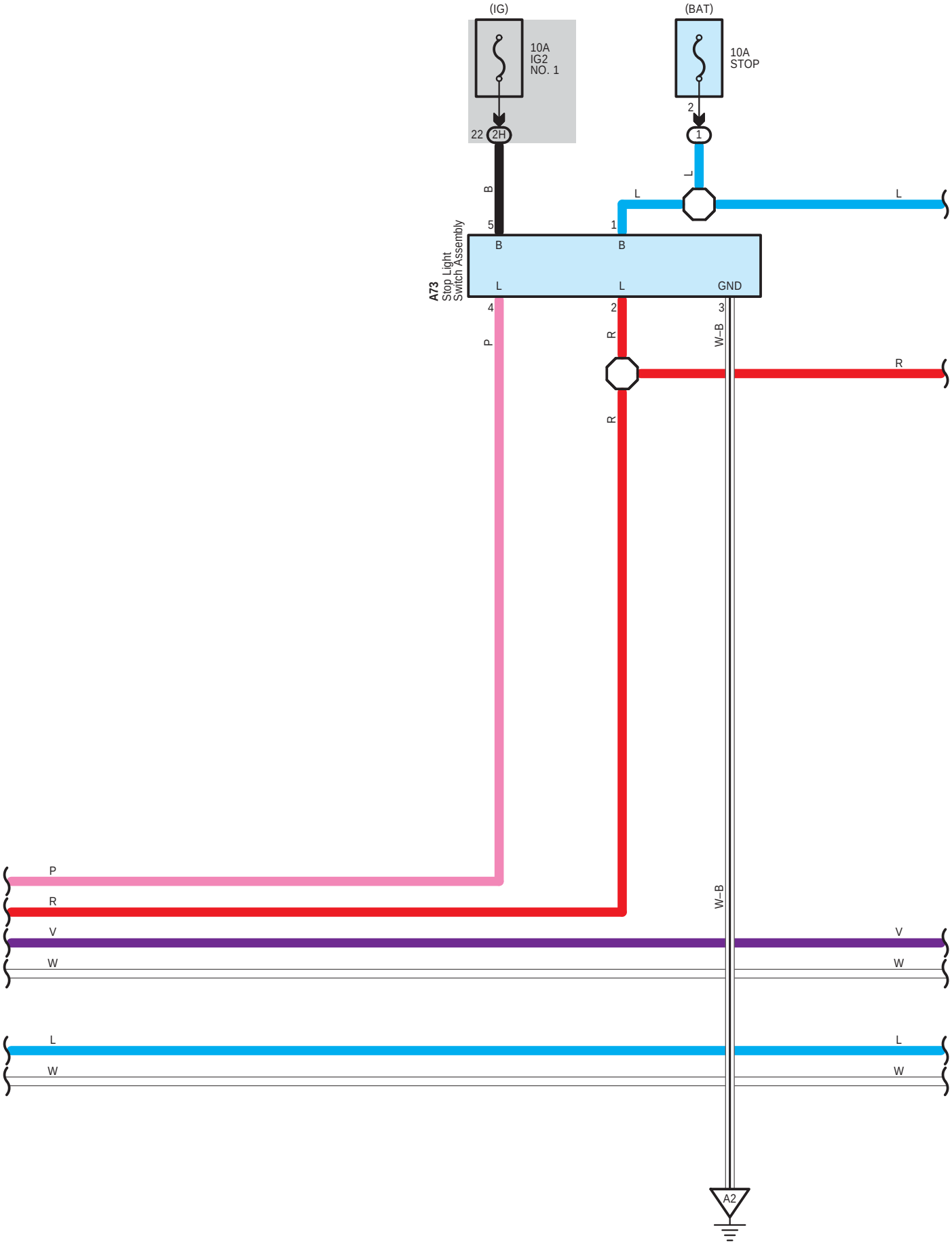
(IG)
10A
IG2
NO. 1
22
2H
(BAT)
10A
STOP
2
1
B
L
L
L
5
1
B
B
A73
Stop Light
Switch Assembly
L
L
GND
4
2
3
P
R
W-B
R
R
P
R
W-B
V
V
W
W
L
L
W
W
A2

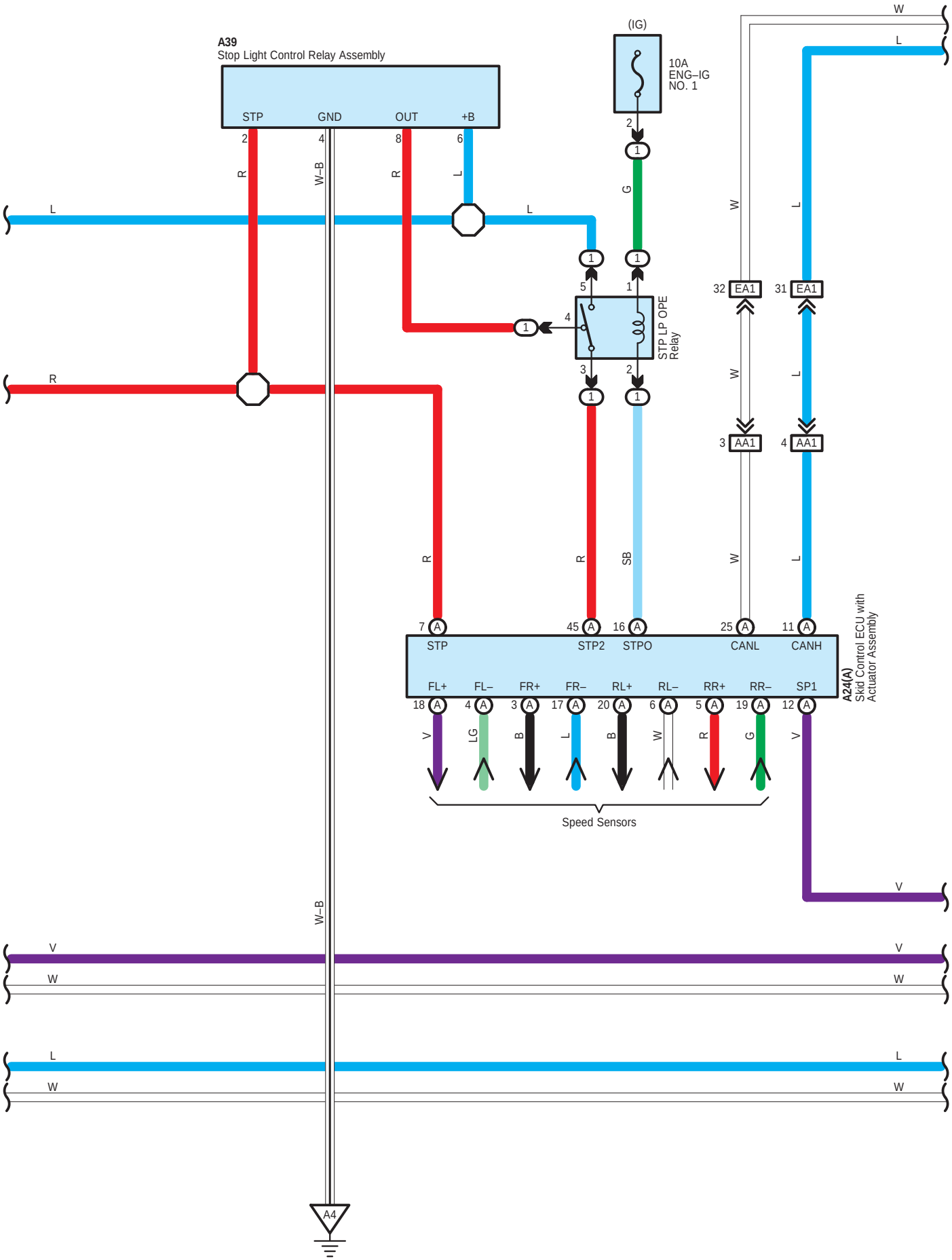
A39
Stop Light Control Relay Assembly
STP
GND
OUT
+B
(IG)
10A
ENG–IG
NO. 1
STP LP OPE
Relay
EA1
AA1
A24(A)
Skid Control ECU with
Actuator Assembly
STP
STP2
STPO
CANL
CANH
FL+
FL–
FR+
FR–
RL+
RL–
RR+
RR–
SP1
Speed Sensors
W–B
A4

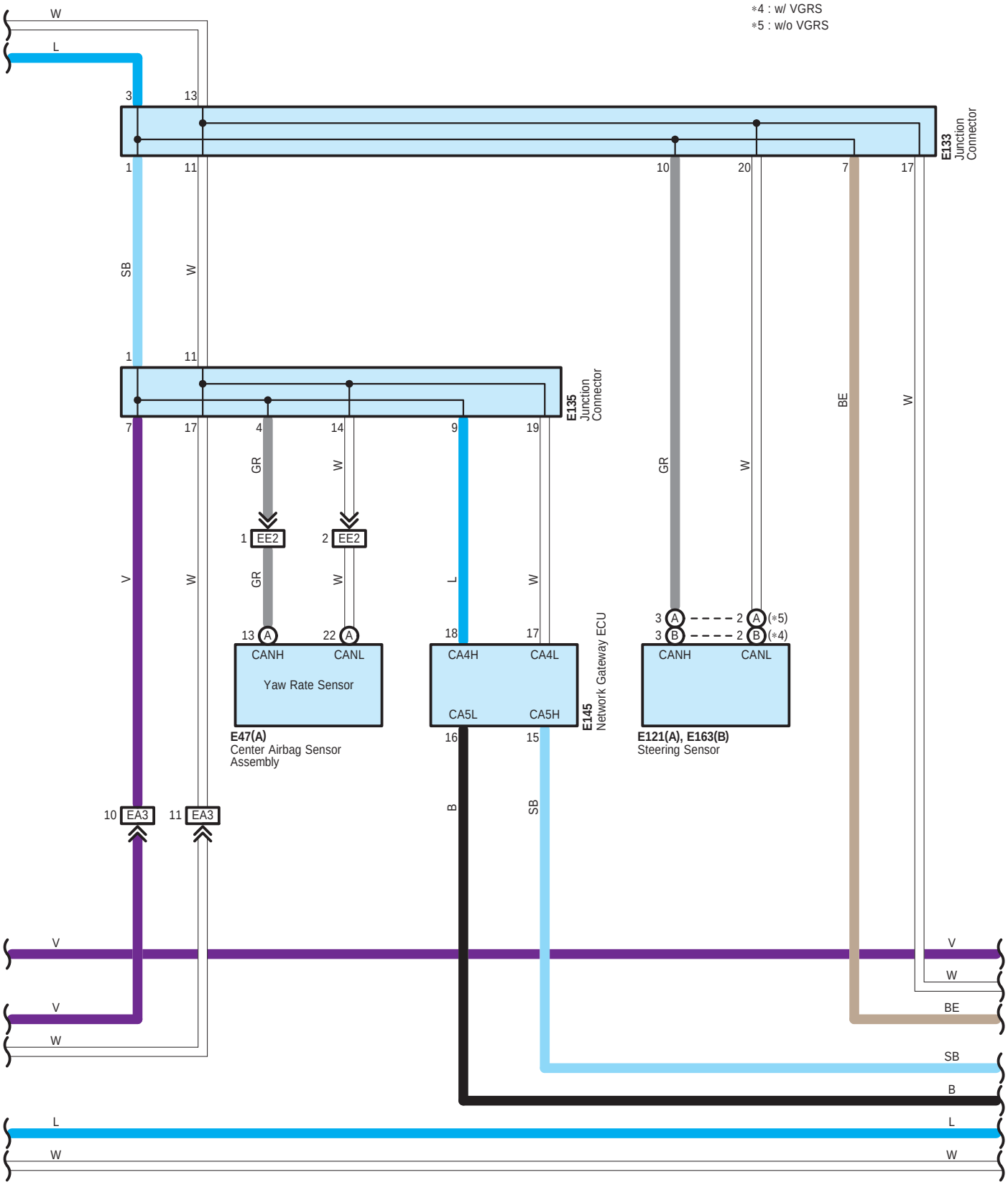
*4 : w/ VGRS
*5 : w/o VGRS
E133 Junction Connector
E135 Junction Connector
E145 Network Gateway ECU
EE2
EA3
CANH
CANL
Yaw Rate Sensor
E47(A) Center Airbag Sensor Assembly
CA4H
CA4L
CA5L
CA5H
E121(A), E163(B) Steering Sensor
(*5)
(*4)
W
L
SB
GR
V
B
BE

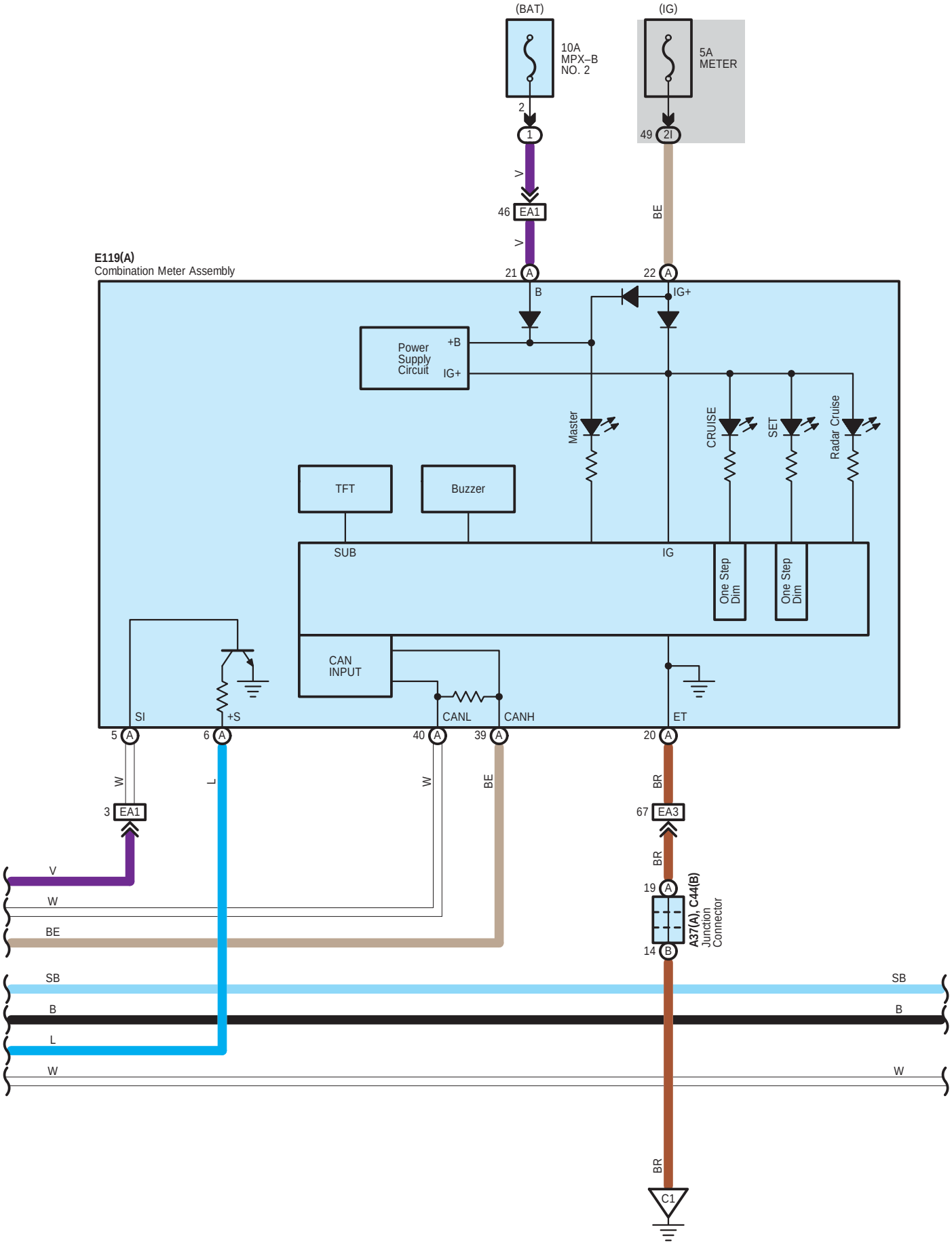
(BAT)
(IG)
10A
MPX–B
NO. 2
5A
METER
2
1
49
2I
V
46
EA1
BE
E119(A)
Combination Meter Assembly
21
A
22
A
B
IG+
Power
Supply
Circuit
+B
IG+
Master
CRUISE
SET
Radar Cruise
TFT
Buzzer
SUB
IG
One Step
Dim
One Step
Dim
CAN
INPUT
SI
+S
CANL
CANH
ET
5
6
40
39
20
W
L
W
BE
BR
3
EA1
67
EA3
BR
V
W
BE
19
14
A37(A), C44(B)
Junction
Connector
SB
B
L
W
SB
B
W
BR
C1

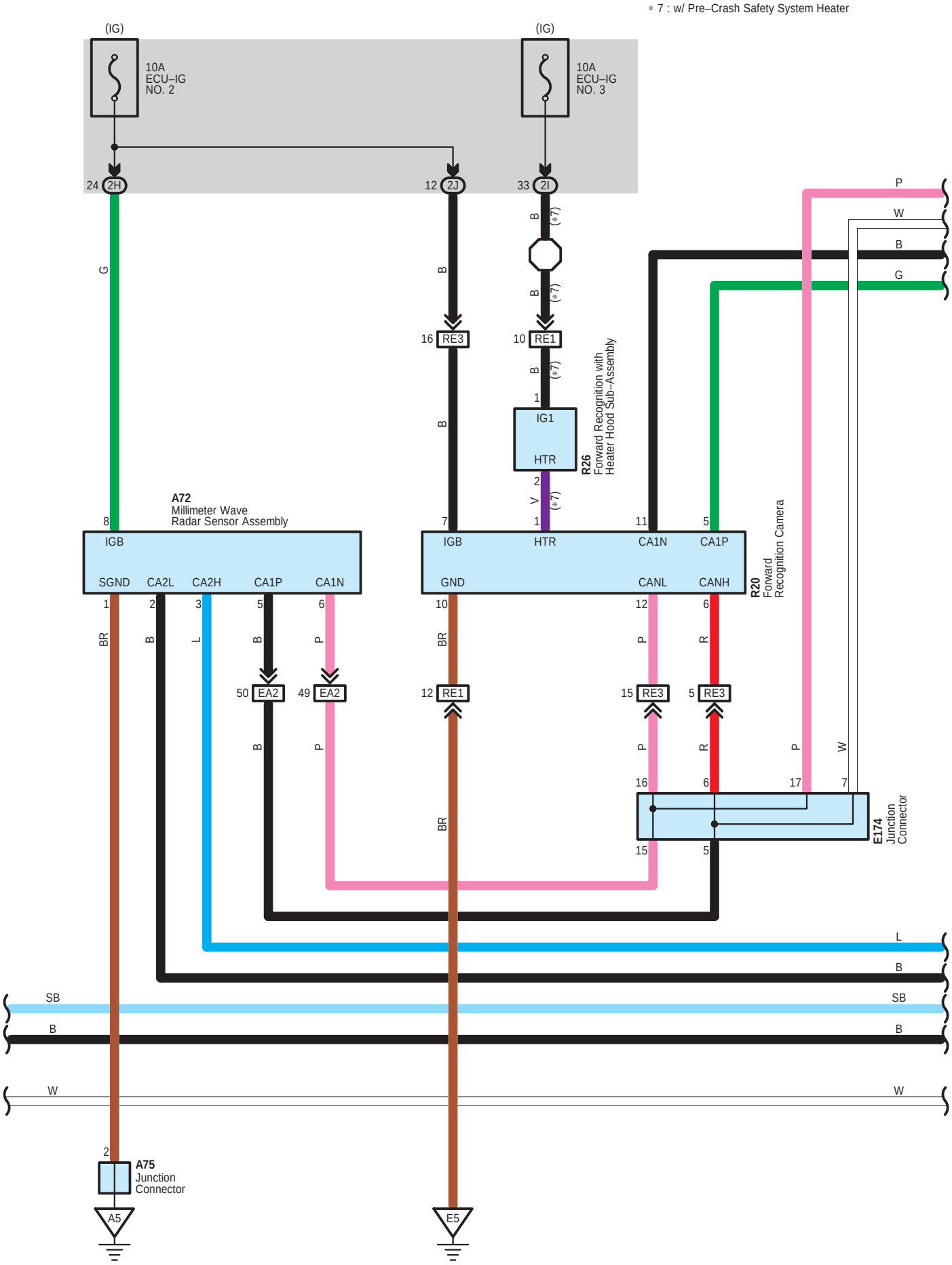

∗ 7 : w/ Pre–Crash Safety System Heater
(IG)
10A
ECU–IG
NO. 2
(IG)
10A
ECU–IG
NO. 3
24 2H
12 2J
33 2I
16 RE3
10 RE1
IG1
HTR
R26
Forward Recognition with
Heater Hood Sub–Assembly
A72
Millimeter Wave
Radar Sensor Assembly
IGB
SGND
CA2L
CA2H
CA1P
CA1N
IGB
HTR
CA1N
CA1P
GND
CANL
CANH
R20
Forward
Recognition Camera
50 EA2
49 EA2
12 RE1
15 RE3
5 RE3
E174
Junction
Connector
A75
Junction
Connector
A5
E5

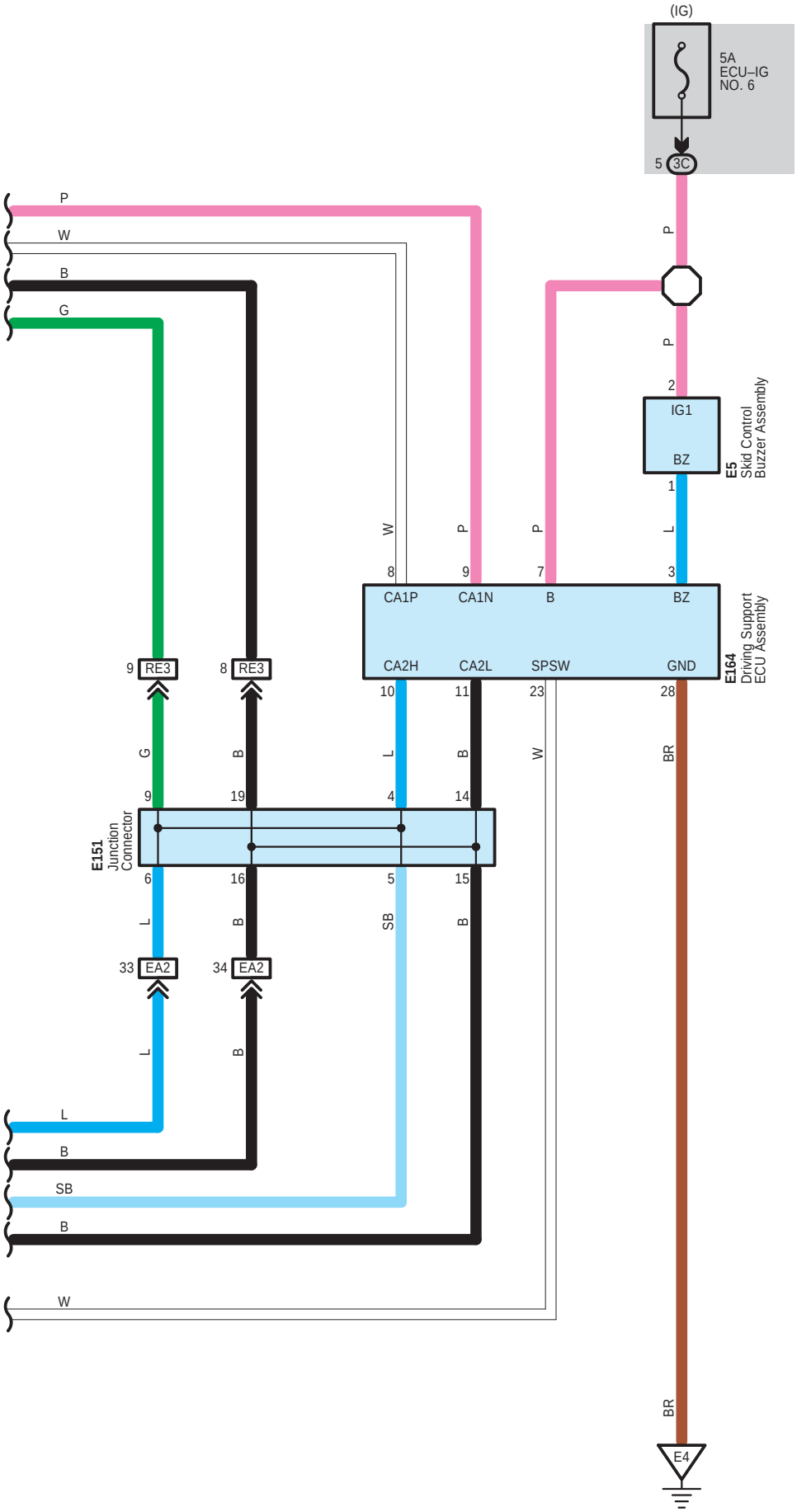
(IG)
5A
ECU–IG
NO. 6
5
3C
P
W
B
G
P
P
2
IG1
BZ
E5
Skid Control
Buzzer Assembly
1
L
W
P
P
8
9
7
3
CA1P
CA1N
B
BZ
CA2H
CA2L
SPSW
GND
E164
Driving Support
ECU Assembly
9
RE3
8
RE3
10
11
23
28
G
B
L
B
W
BR
9
19
4
14
E151
Junction
Connector
6
16
5
15
L
B
SB
B
33
EA2
34
EA2
L
B
L
B
SB
B
W
BR
E4

A 24
Black

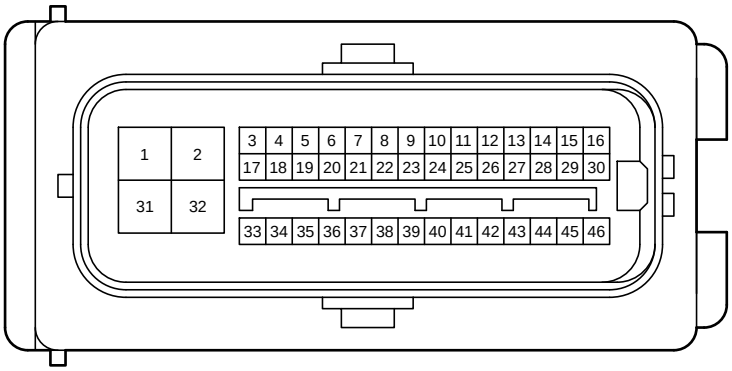

A 31
Black



A 37
Blue

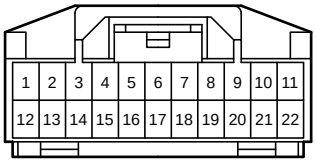

A 38
Black

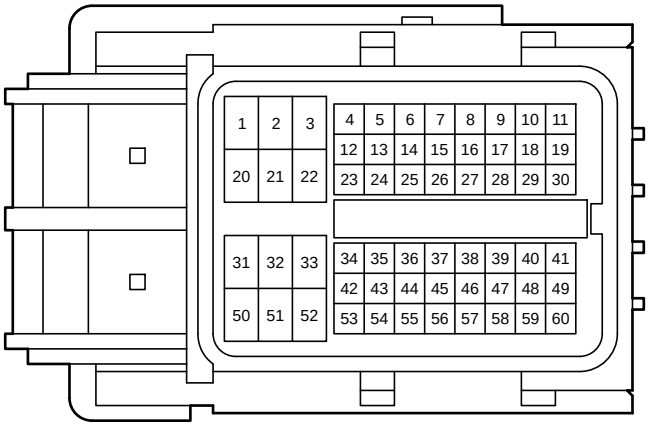

A 39
Black

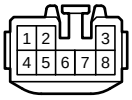

A 72
Black



A 73
Gray

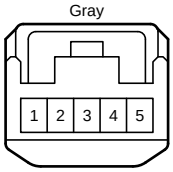

A 75
Black

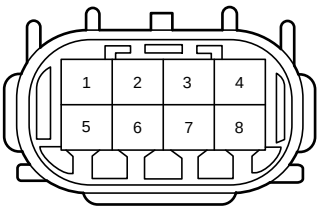

A 80
White

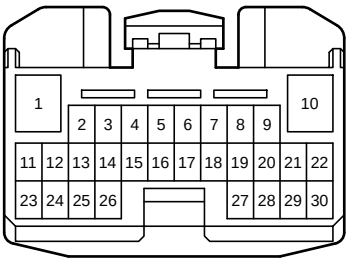

A 81
White

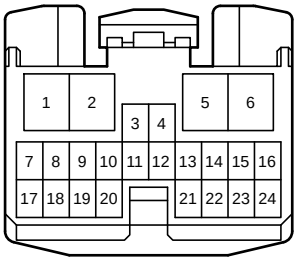

A 82
White

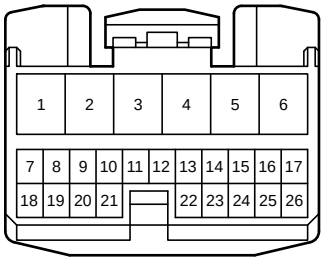

C 3
Black

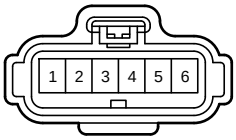

C 24
Gray

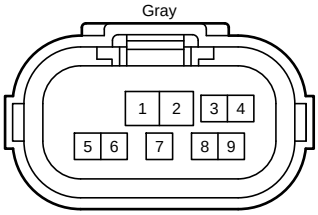

C 44
Blue

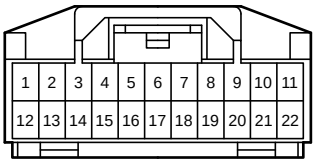

C 45
Black

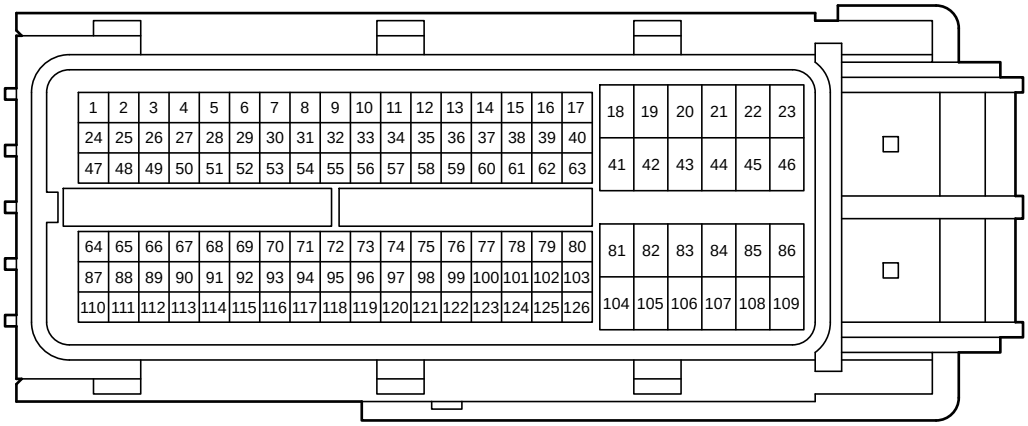

C171
Gray

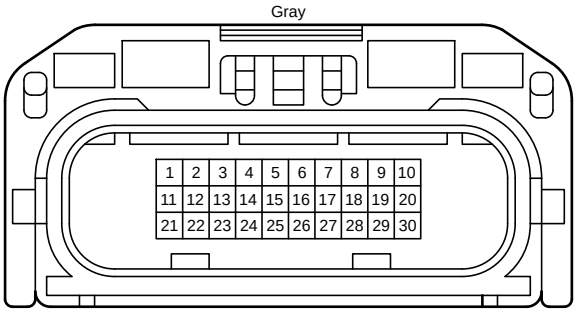

E 5
Blue

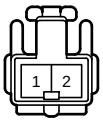

E 22
White

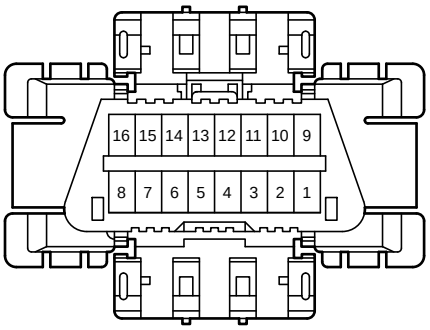

E 47
Yellow

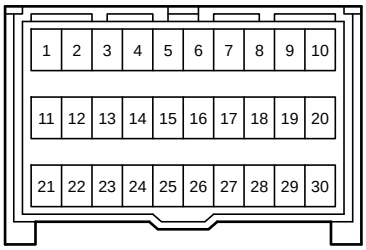

E 52
White



E119
Black

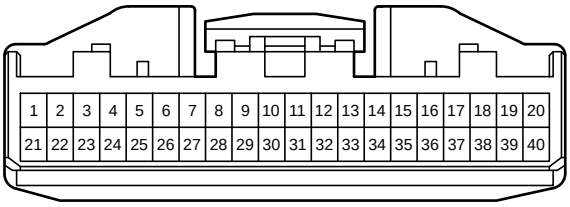

E121
White

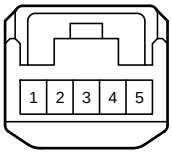

E122
Black

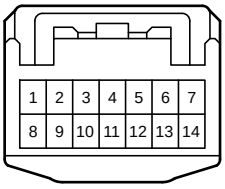

E133
White

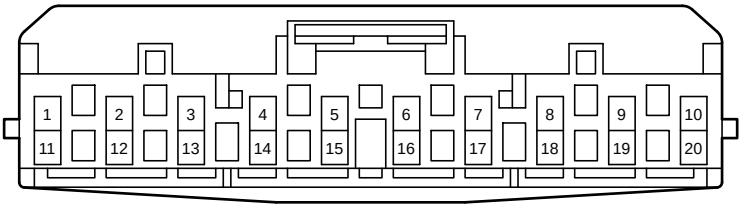

E135
White

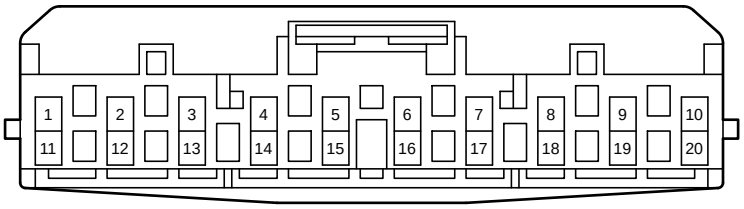

E145
Black

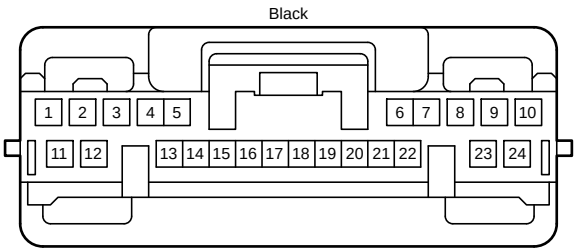

E151
White

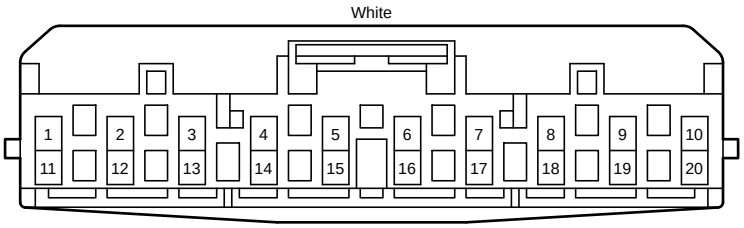

E163
White

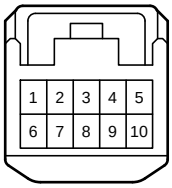

E164
White

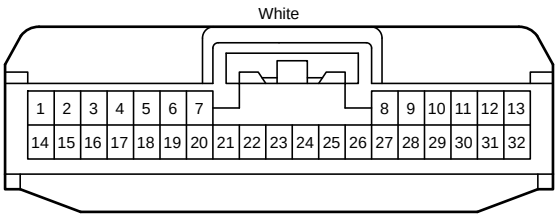

E174
White

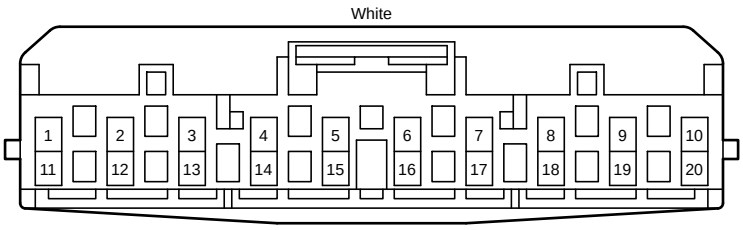

R 20
Gray

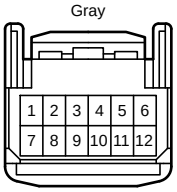

R 26
Black



V 9
White

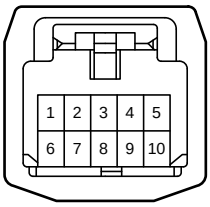

z 37
White

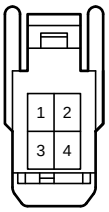

z 73
Black

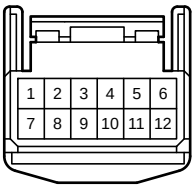

1P
White

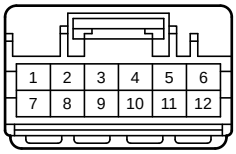

1R
Black

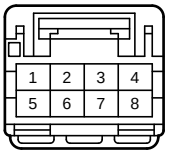

1S
White

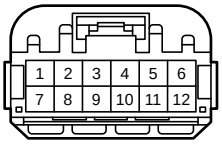

2H
White

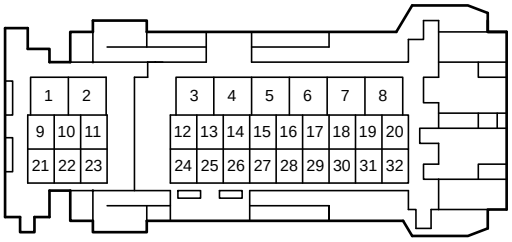

2I
White

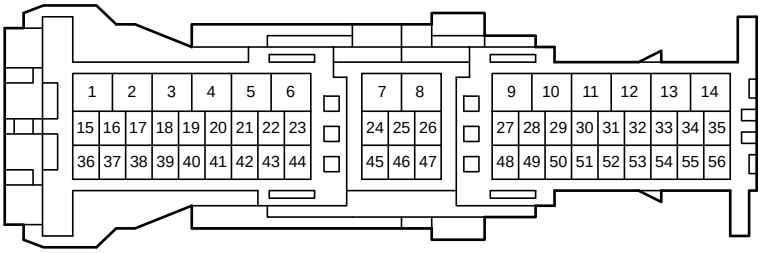

2J
White

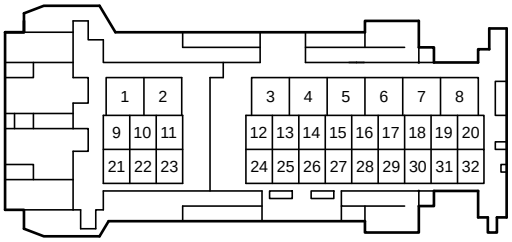

3C
White

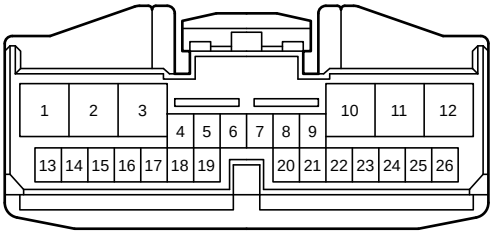

AA1
Gray

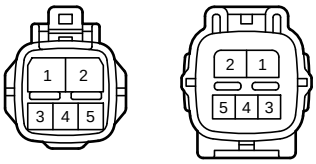

CA3
White

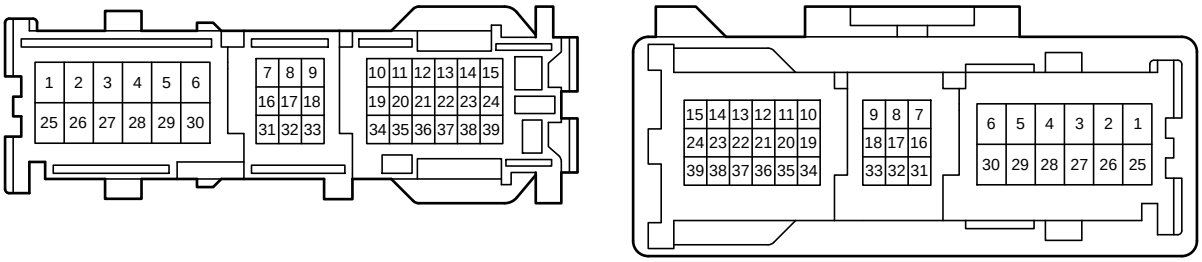

CA6
White

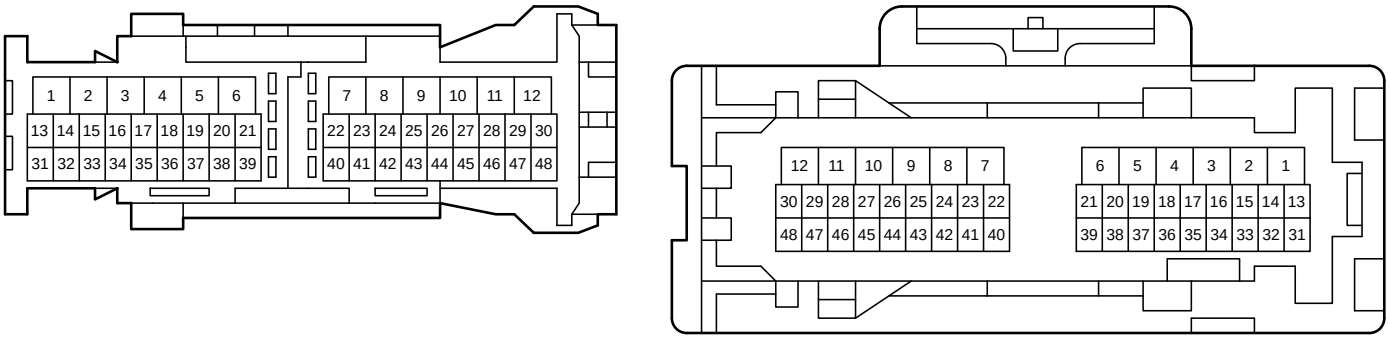

CA7
White

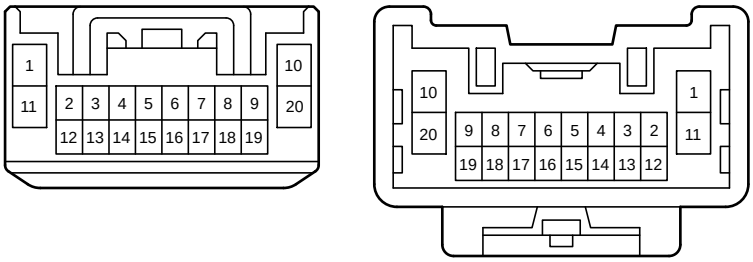

EA1
White

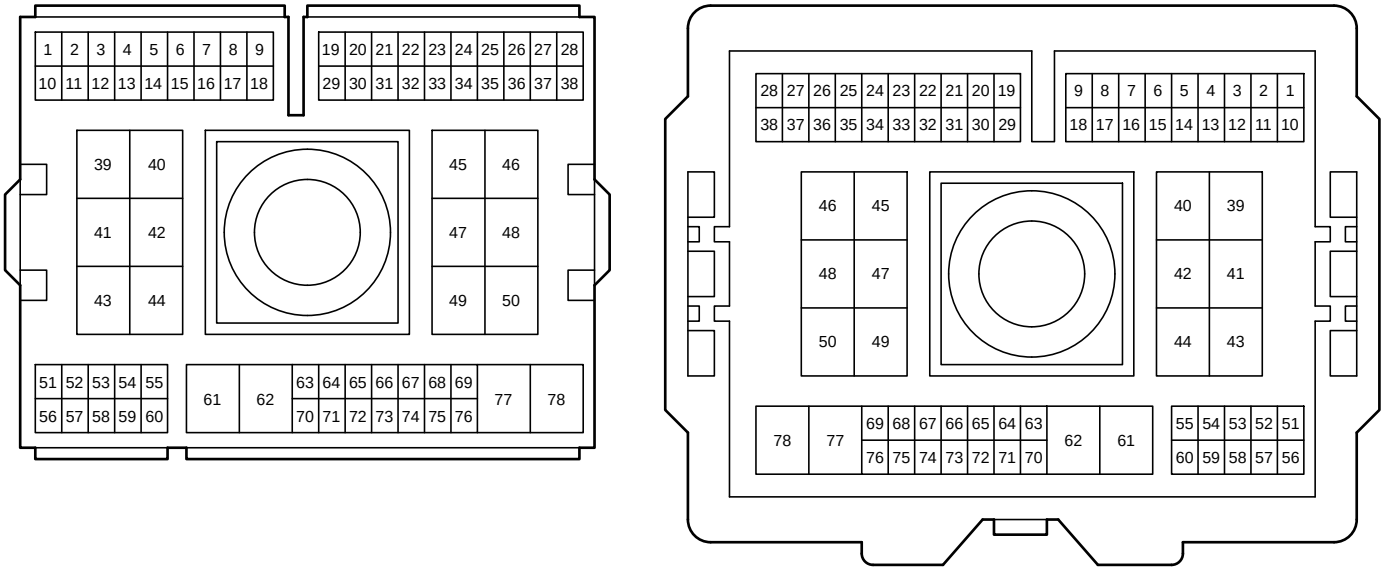

EA2

White

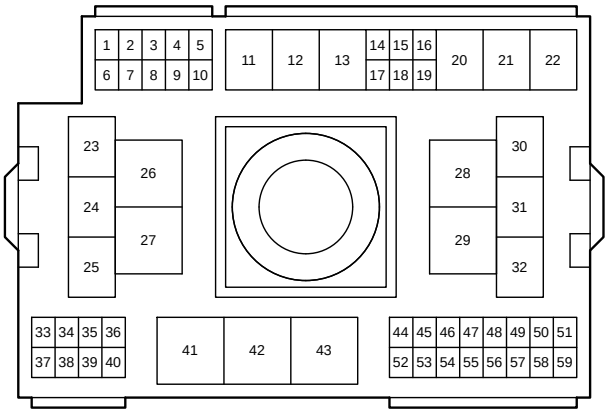

Gray

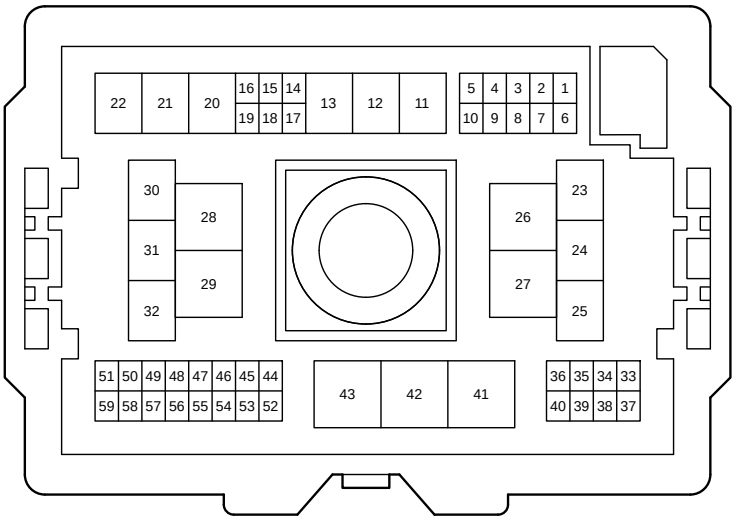

EA3

White

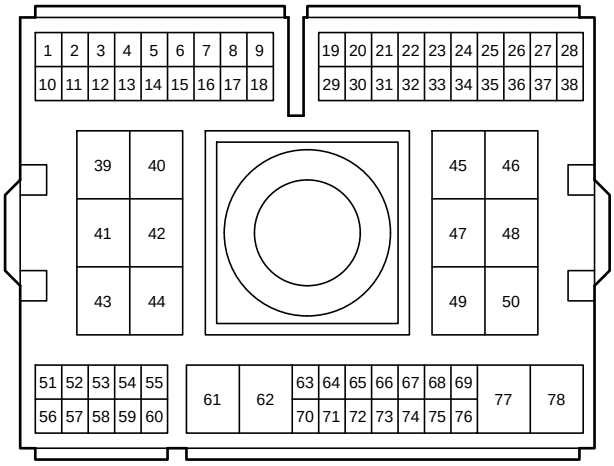

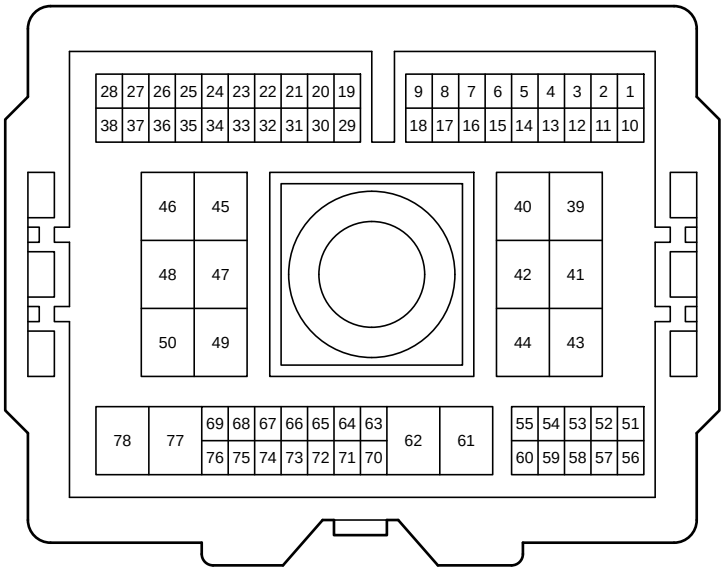

EE2

White

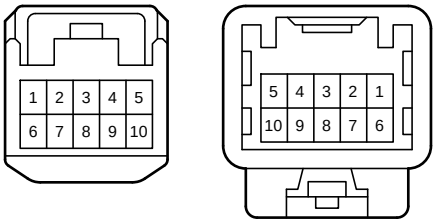

RE1

White

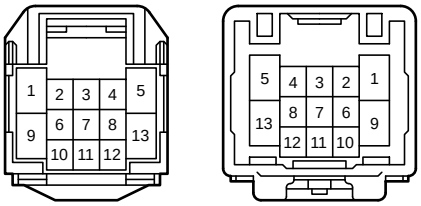

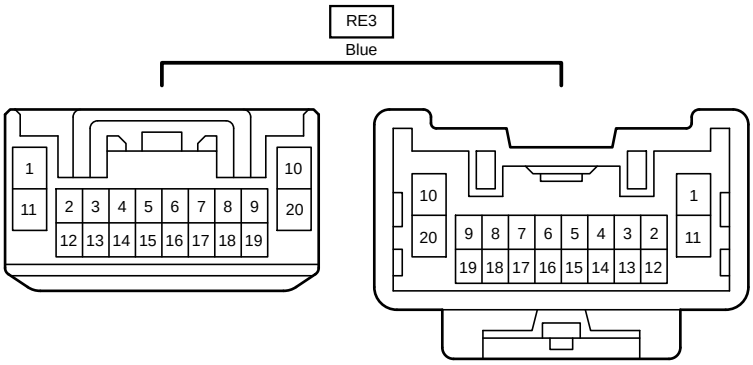
RE3
Blue
1
11
2 3 4 5 6 7 8 9
12 13 14 15 16 17 18 19
10
20
10
20
9 8 7 6 5 4 3 2
19 18 17 16 15 14 13 12
1
11

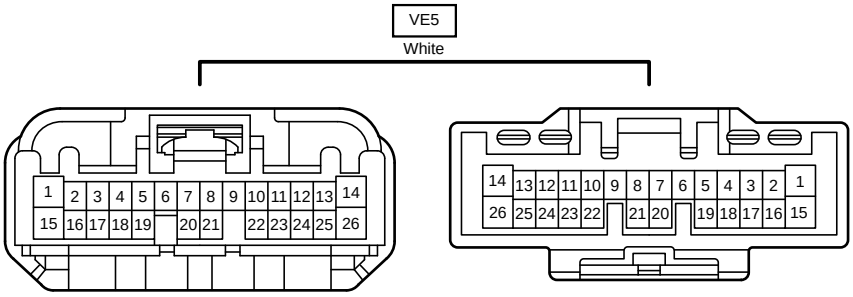
VE5
White
1 2 3 4 5 6 7 8 9 10 11 12 13 14
15 16 17 18 19 20 21 22 23 24 25 26
14 13 12 11 10 9 8 7 6 5 4 3 2 1
26 25 24 23 22 21 20 19 18 17 16 15