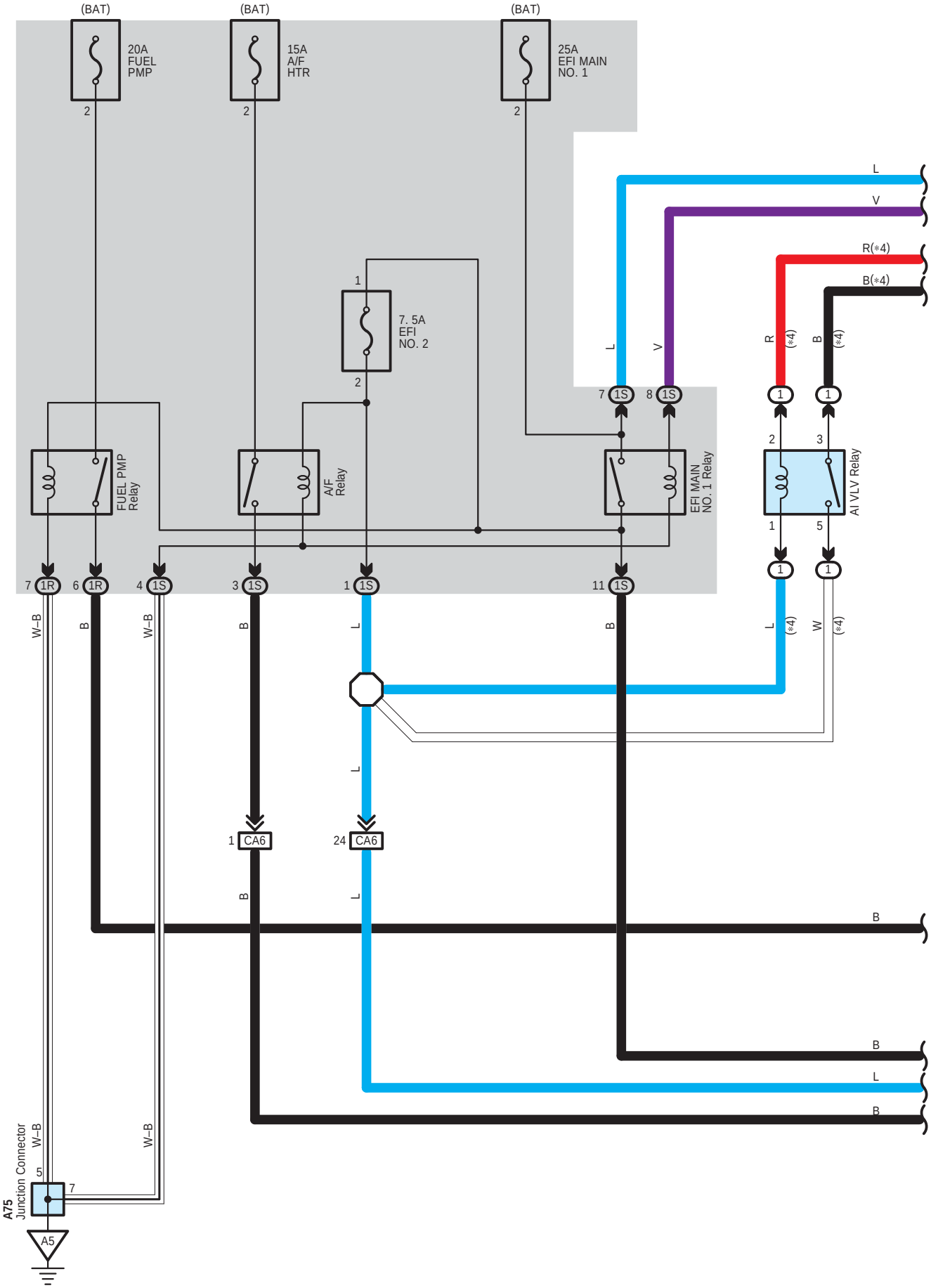
(BAT)
20A
FUEL
PMP
15A
A/F
HTR
25A
EFI MAIN
NO. 1
7. 5A
EFI
NO. 2
FUEL PMP
Relay
A/F
Relay
EFI MAIN
NO. 1 Relay
AI VLV Relay
CA6
A75
Junction Connector
A5
L
V
R(*4)
B(*4)
W–B
B
W

∗ 4 : w/ Air Injection Control Driver

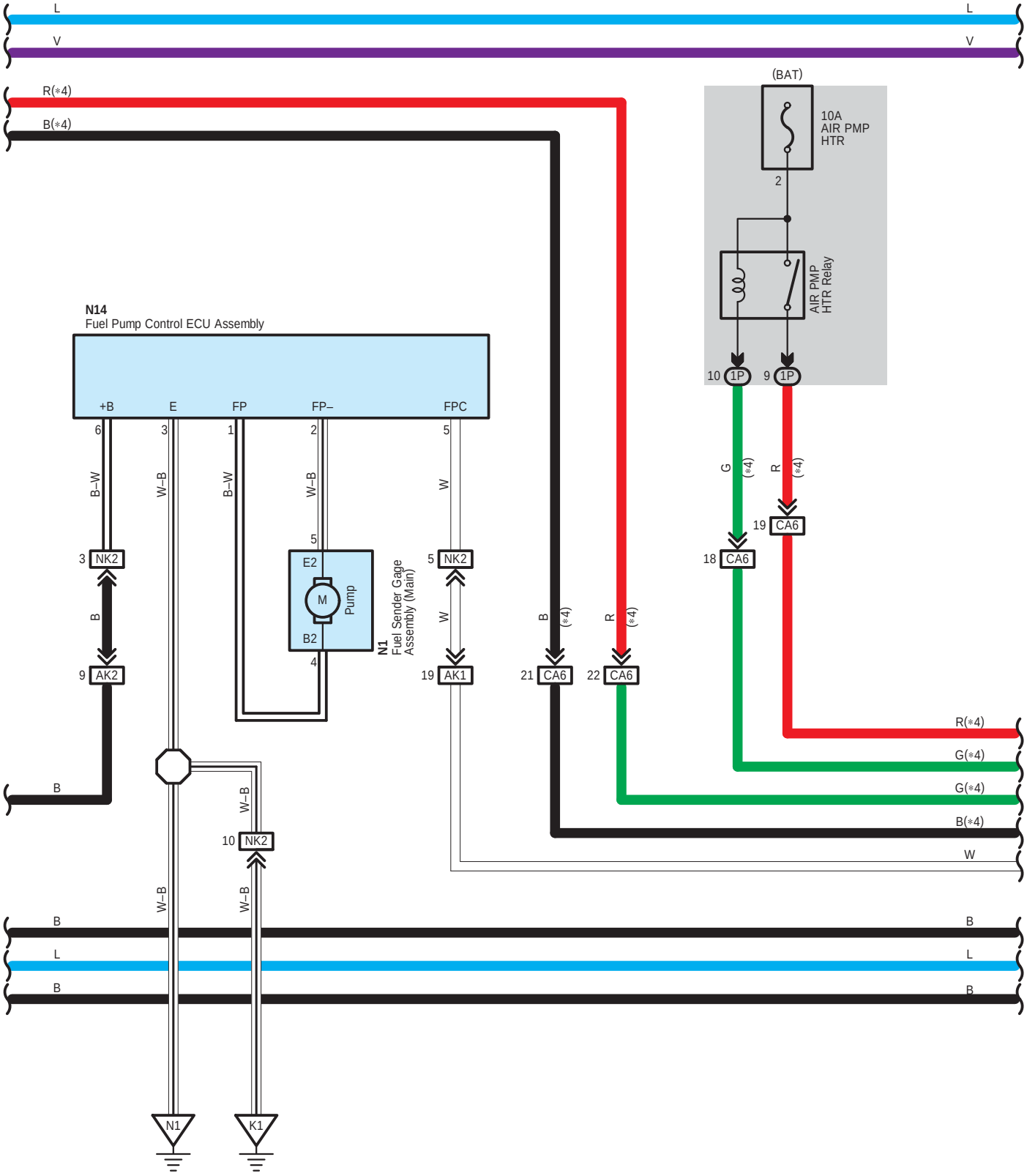

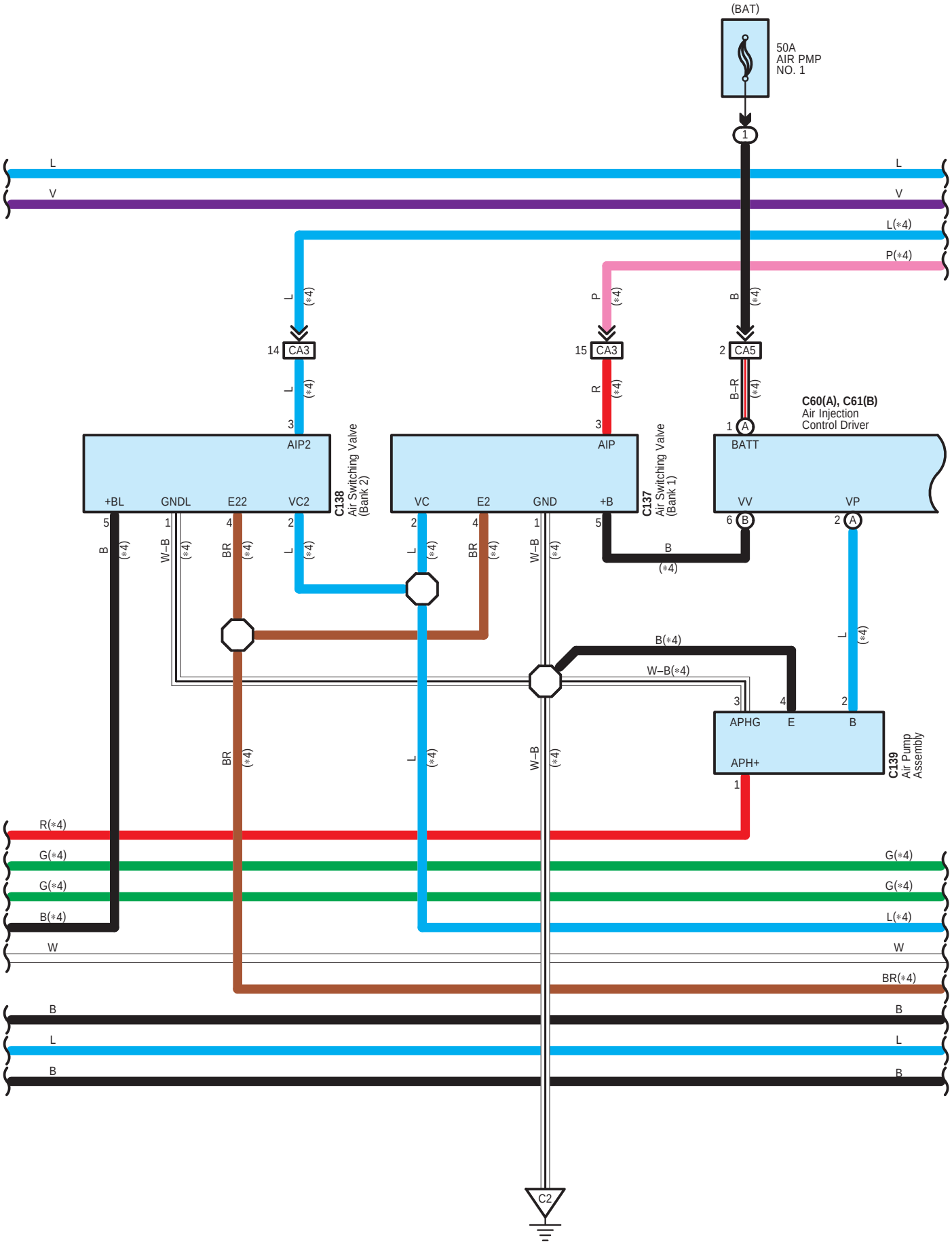
(BAT)
50A
AIR PMP
NO. 1
1
L
V
L(*4)
P(*4)
14 CA3
15 CA3
2 CA5
C60(A), C61(B)
Air Injection
Control Driver
AIP2
AIP
BATT
+BL
GNDL
E22
VC2
VC
E2
GND
+B
VV
VP
C138
Air Switching Valve
(Bank 2)
C137
Air Switching Valve
(Bank 1)
B(*4)
W–B(*4)
APHG
E
B
APH+
C139
Air Pump
Assembly
R(*4)
G(*4)
B(*4)
W
BR(*4)
C2

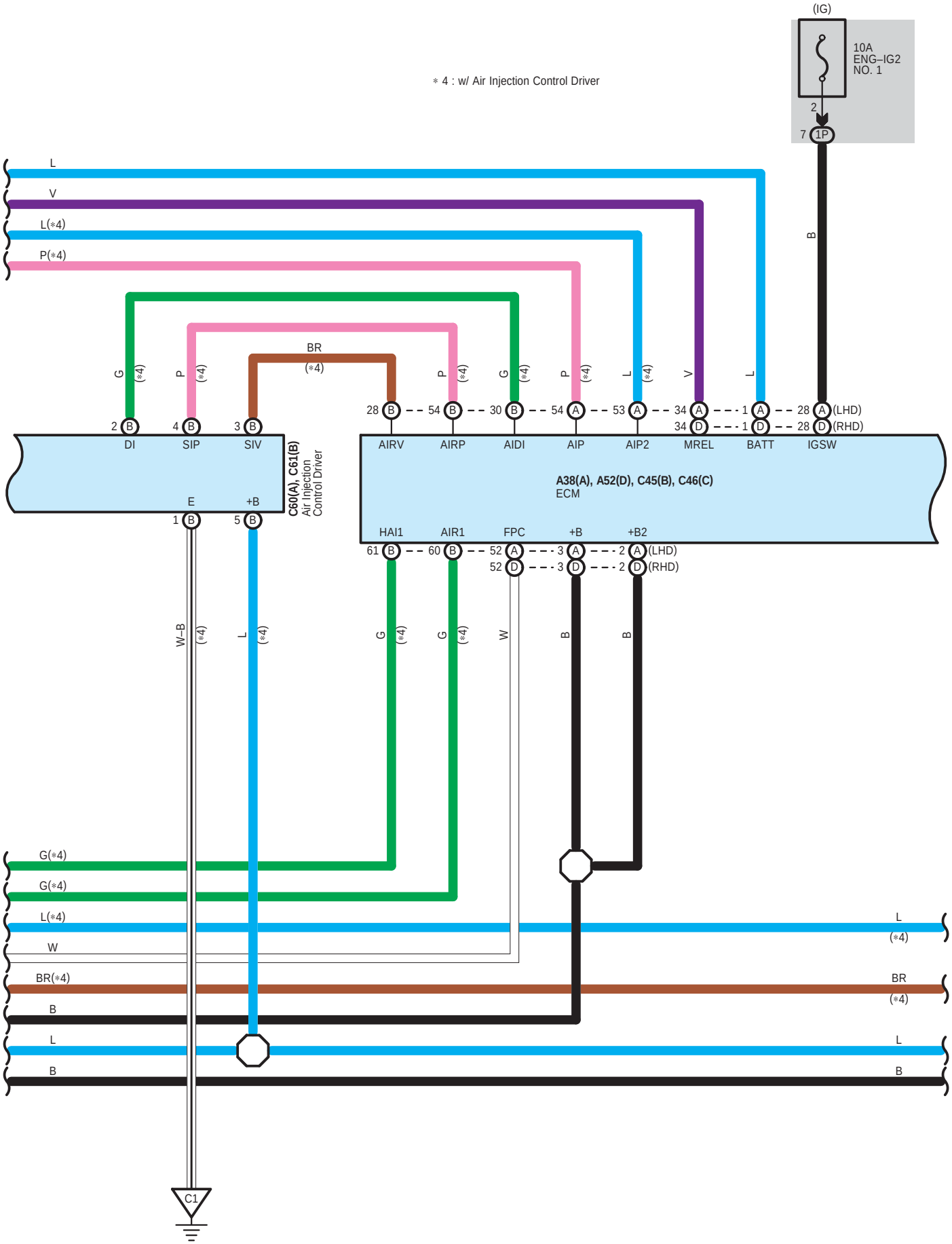
(IG)
10A
ENG–IG2
NO. 1
2
7 1P
∗ 4 : w/ Air Injection Control Driver
L
V
L(∗4)
P(∗4)
B
G (∗4)
P (∗4)
BR (∗4)
P (∗4)
G (∗4)
P (∗4)
L (∗4)
V
L
2 B DI
4 B SIP
3 B SIV
28 B AIRV
54 B AIRP
30 B AIDI
54 A AIP
53 A AIP2
34 A MREL
1 A BATT
28 A IGSW (LHD)
34 D
1 D
28 D (RHD)
C60(A), C61(B)
Air Injection
Control Driver
A38(A), A52(D), C45(B), C46(C)
ECM
E
+B
1 B
5 B
HAI1
AIR1
FPC
+B
+B2
61 B
60 B
52 A
3 A
2 A (LHD)
52 D
3 D
2 D (RHD)
W–B (∗4)
L (∗4)
G (∗4)
G (∗4)
W
B
B
G(∗4)
G(∗4)
L(∗4)
W
BR(∗4)
B
L
B
L (∗4)
BR (∗4)
L
B
C1

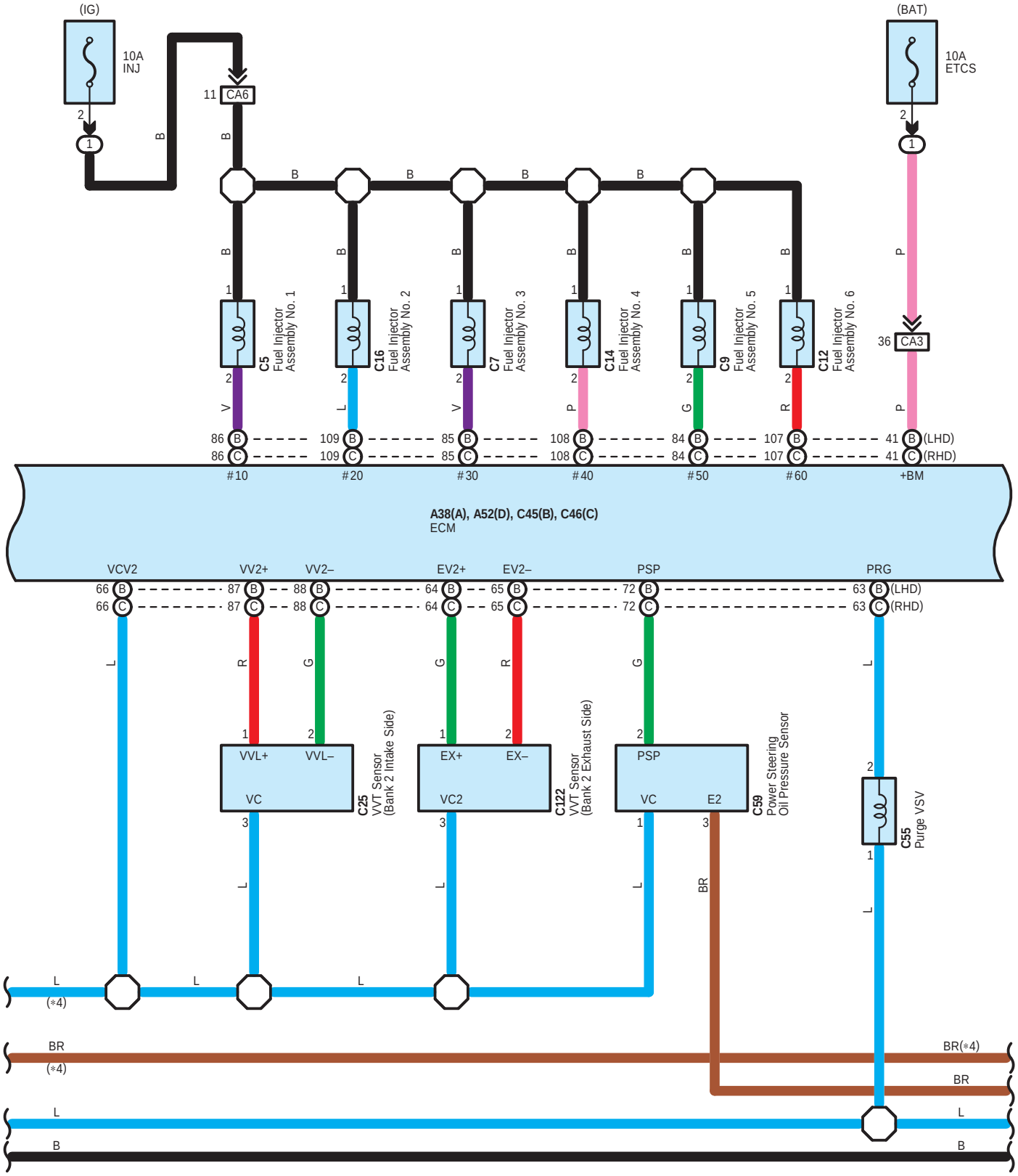
(IG)
10A
INJ
11 CA6
(BAT)
10A
ETCS
36 CA3
C5 Fuel Injector Assembly No. 1
C16 Fuel Injector Assembly No. 2
C7 Fuel Injector Assembly No. 3
C14 Fuel Injector Assembly No. 4
C9 Fuel Injector Assembly No. 5
C12 Fuel Injector Assembly No. 6
86 B 86 C #10
109 B 109 C #20
85 B 85 C #30
108 B 108 C #40
84 B 84 C #50
107 B 107 C #60
41 B (LHD) 41 C (RHD) +BM
A38(A), A52(D), C45(B), C46(C)
ECM
VCV2 66 B 66 C
VV2+ 87 B 87 C
VV2– 88 B 88 C
EV2+ 64 B 64 C
EV2– 65 B 65 C
PSP 72 B 72 C
PRG 63 B (LHD) 63 C (RHD)
VVL+ VVL– VC
C25 VVT Sensor (Bank 2 Intake Side)
EX+ EX– VC2
C122 VVT Sensor (Bank 2 Exhaust Side)
PSP VC E2
C59 Power Steering Oil Pressure Sensor
C55 Purge VSV
L (*4)
BR (*4)
BR(*4)
BR
L
B

∗ 4 : w/ Air Injection Control Driver

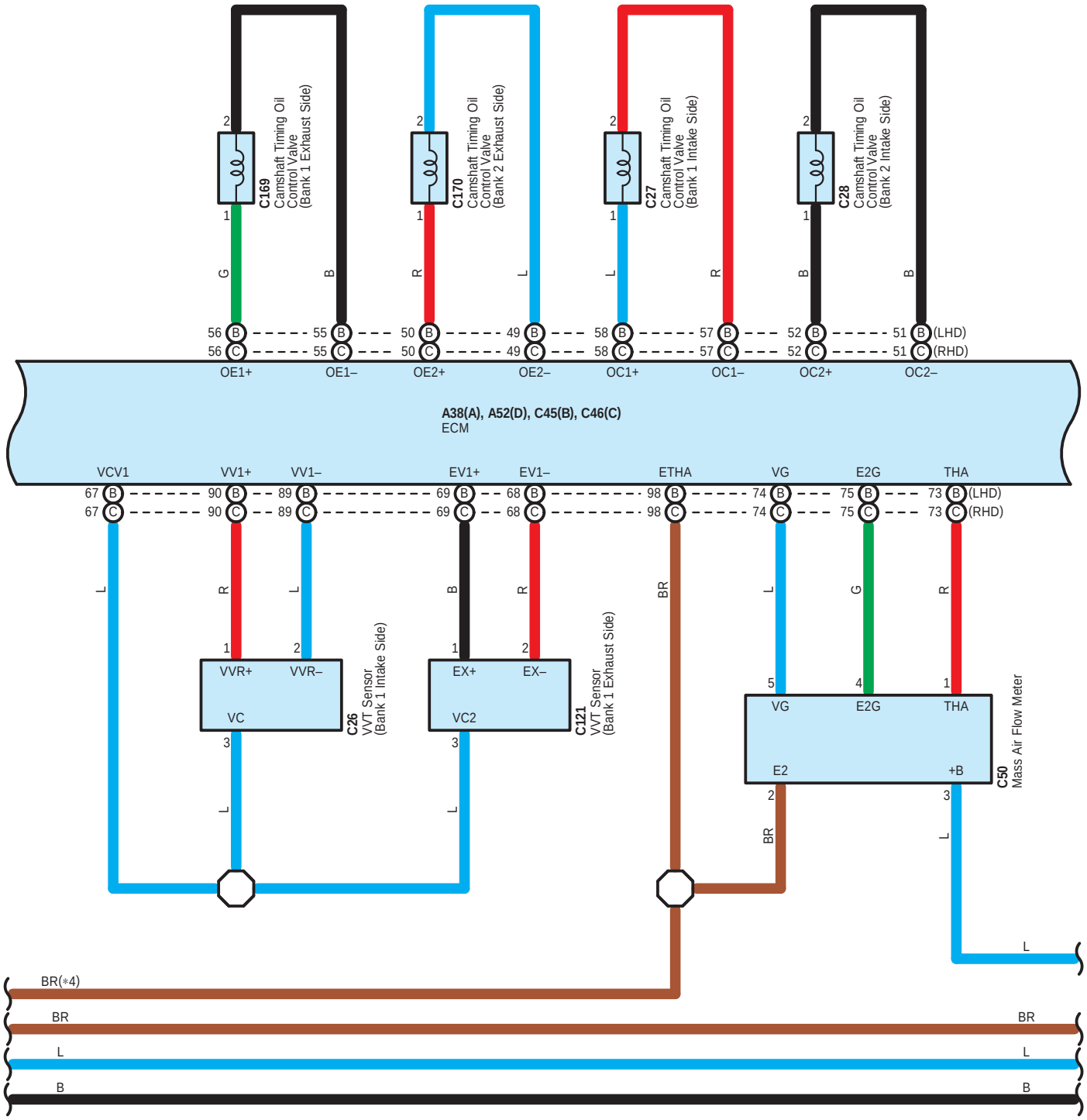

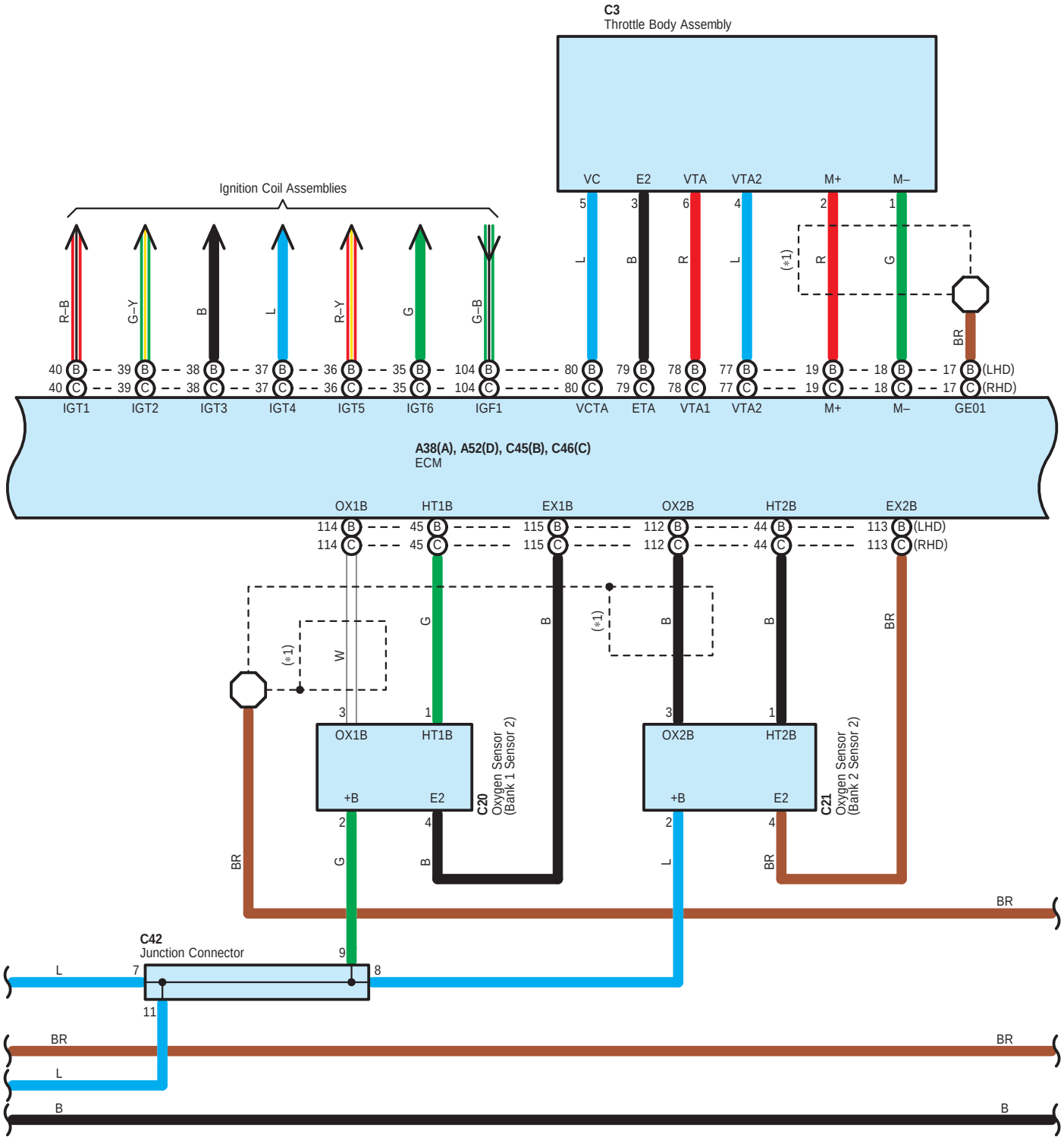
C3
Throttle Body Assembly
VC
E2
VTA
VTA2
M+
M–
Ignition Coil Assemblies
R–B
G–Y
B
L
R–Y
G
G–B
(*1)
BR
40 B
40 C
39 B
39 C
38 B
38 C
37 B
37 C
36 B
36 C
35 B
35 C
104 B
104 C
80 B
80 C
79 B
79 C
78 B
78 C
77 B
77 C
19 B
19 C
18 B
18 C
17 B (LHD)
17 C (RHD)
IGT1
IGT2
IGT3
IGT4
IGT5
IGT6
IGF1
VCTA
ETA
VTA1
VTA2
M+
M–
GE01
A38(A), A52(D), C45(B), C46(C)
ECM
OX1B
HT1B
EX1B
OX2B
HT2B
EX2B
114 B
114 C
45 B
45 C
115 B
115 C
112 B
112 C
44 B
44 C
113 B (LHD)
113 C (RHD)
W
C20
Oxygen Sensor
(Bank 1 Sensor 2)
C21
Oxygen Sensor
(Bank 2 Sensor 2)
+B
E2
C42
Junction Connector

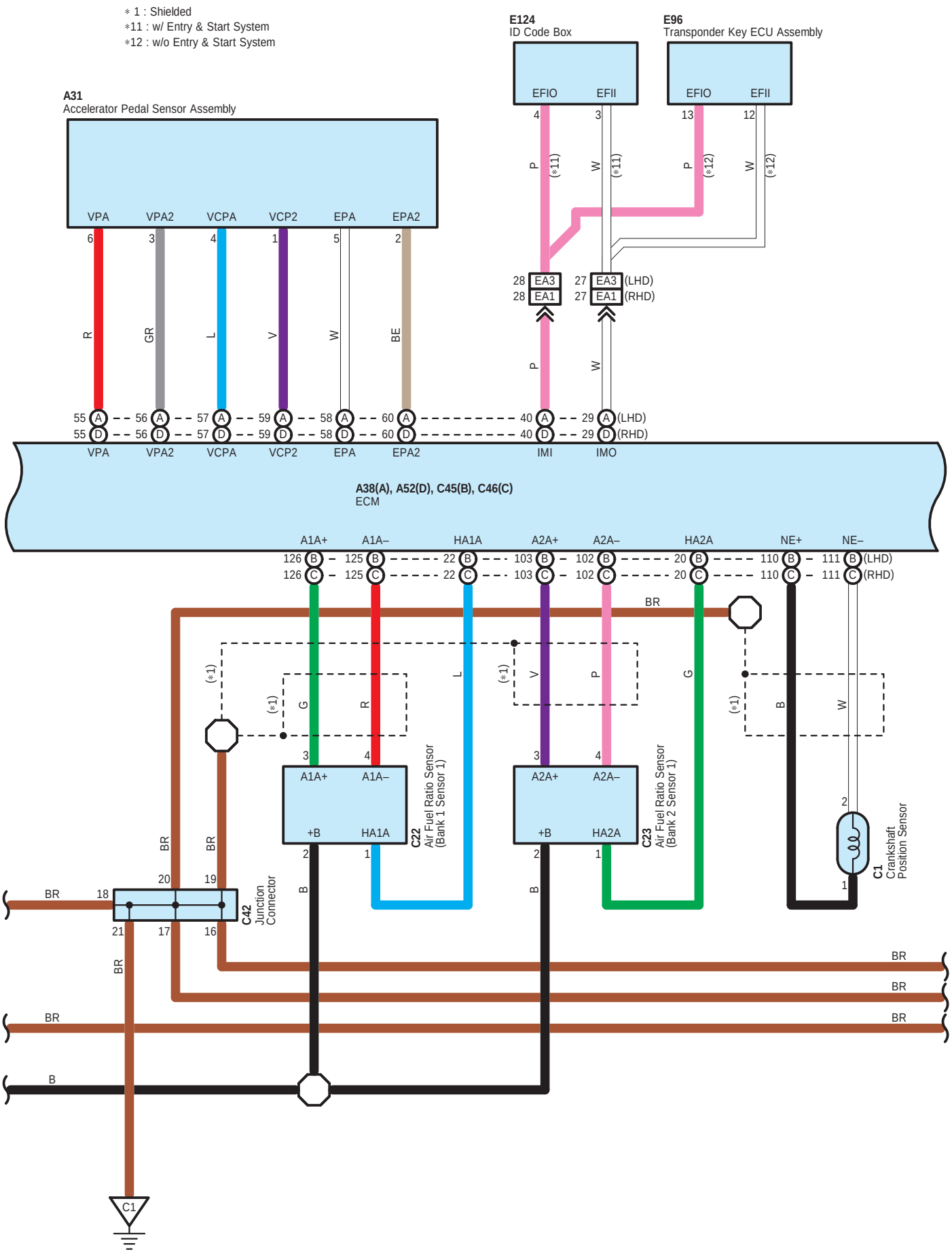
∗1 : Shielded
∗11 : w/ Entry & Start System
∗12 : w/o Entry & Start System
E124
ID Code Box
E96
Transponder Key ECU Assembly
EFIO
EFII
A31
Accelerator Pedal Sensor Assembly
VPA
VPA2
VCPA
VCP2
EPA
EPA2
EA3
EA1
(LHD)
(RHD)
IMI
IMO
A38(A), A52(D), C45(B), C46(C)
ECM
A1A+
A1A–
HA1A
A2A+
A2A–
HA2A
NE+
NE–
C22
Air Fuel Ratio Sensor
(Bank 1 Sensor 1)
C23
Air Fuel Ratio Sensor
(Bank 2 Sensor 1)
C1
Crankshaft
Position Sensor
C42
Junction
Connector
+B
BR
B
C1

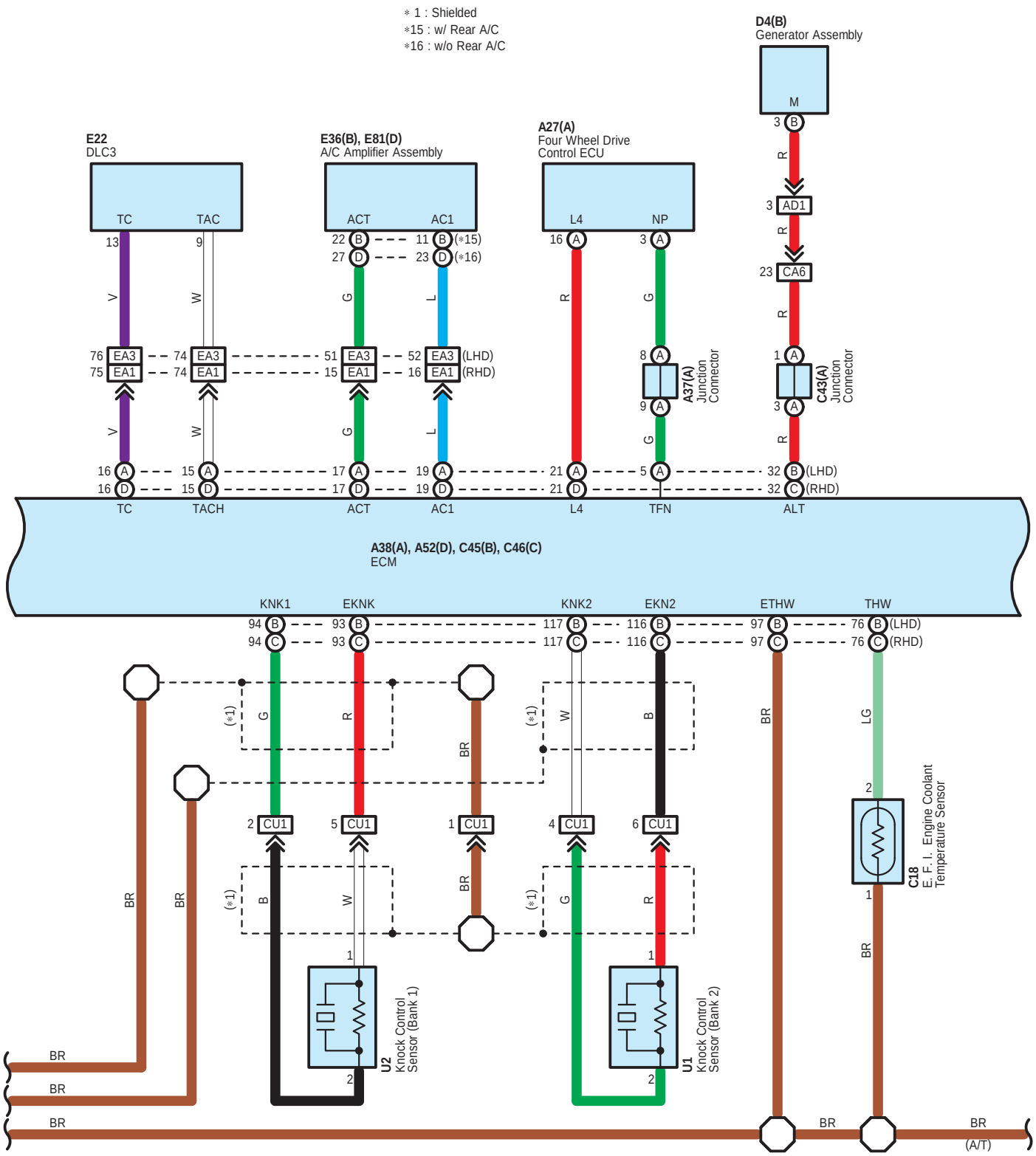
∗1 : Shielded
∗15 : w/ Rear A/C
∗16 : w/o Rear A/C
D4(B)
Generator Assembly
E22
DLC3
E36(B), E81(D)
A/C Amplifier Assembly
A27(A)
Four Wheel Drive Control ECU
A37(A)
Junction Connector
C43(A)
Junction Connector
A38(A), A52(D), C45(B), C46(C)
ECM
U2
Knock Control Sensor (Bank 1)
U1
Knock Control Sensor (Bank 2)
C18
E. F. I. Engine Coolant Temperature Sensor
(A/T)

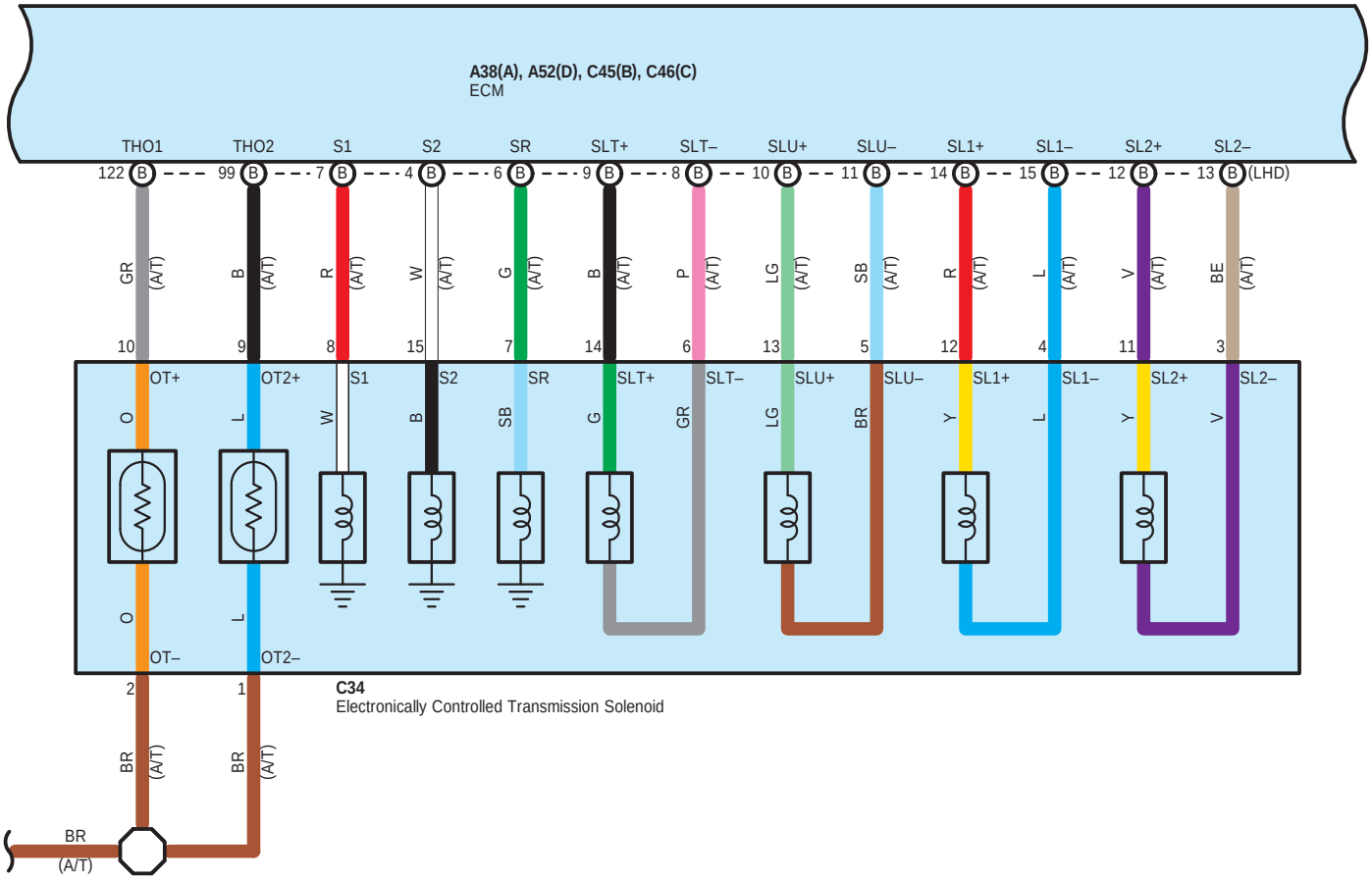
A38(A), A52(D), C45(B), C46(C)
ECM
THO1
THO2
S1
S2
SR
SLT+
SLT–
SLU+
SLU–
SL1+
SL1–
SL2+
SL2–
122
99
7
4
6
9
8
10
11
14
15
12
13
(LHD)
GR (A/T)
B (A/T)
R (A/T)
W (A/T)
G (A/T)
B (A/T)
P (A/T)
LG (A/T)
SB (A/T)
R (A/T)
L (A/T)
V (A/T)
BE (A/T)
10
9
8
15
7
14
6
13
5
12
4
11
3
OT+
OT2+
S1
S2
SR
SLT+
SLT–
SLU+
SLU–
SL1+
SL1–
SL2+
SL2–
O
L
W
B
SB
G
GR
LG
BR
Y
L
Y
V
O
L
OT–
OT2–
2
1
C34
Electronically Controlled Transmission Solenoid
BR (A/T)
BR (A/T)
BR
(A/T)

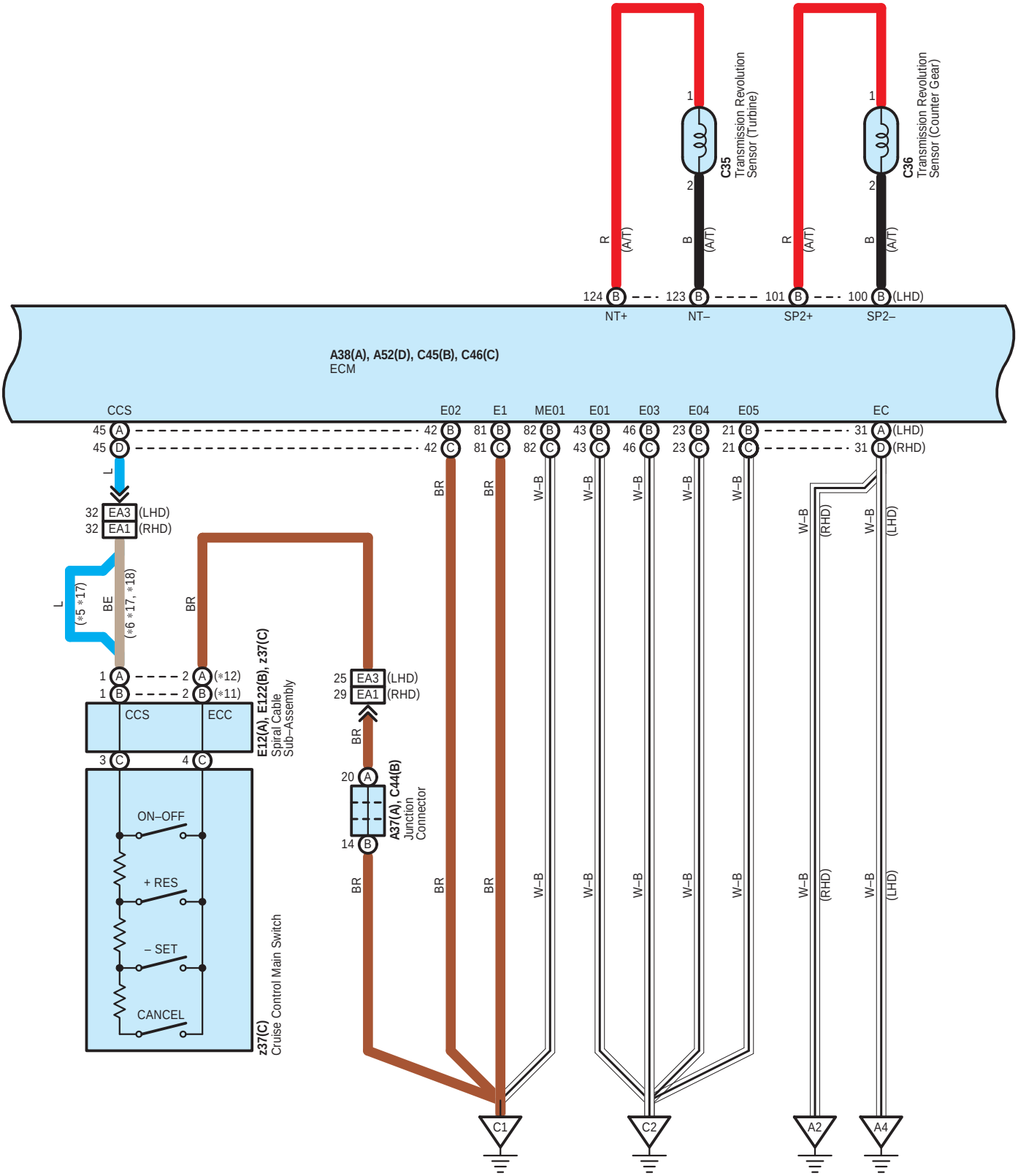
C35
Transmission Revolution Sensor (Turbine)
C36
Transmission Revolution Sensor (Counter Gear)
R (A/T)
B (A/T)
124 B NT+
123 B NT–
101 B SP2+
100 B (LHD) SP2–
A38(A), A52(D), C45(B), C46(C)
ECM
CCS
E02
E1
ME01
E01
E03
E04
E05
EC
45 A
45 D
42 B
42 C
81 B
81 C
82 B
82 C
43 B
43 C
46 B
46 C
23 B
23 C
21 B
21 C
31 A (LHD)
31 D (RHD)
32 EA3 (LHD)
32 EA1 (RHD)
(*5 *17)
(*6 *17, *18)
1 A
1 B
2 A (*12)
2 B (*11)
E12(A), E122(B), z37(C)
Spiral Cable Sub–Assembly
3 C
4 C
ON–OFF
+ RES
– SET
CANCEL
z37(C)
Cruise Control Main Switch
25 EA3 (LHD)
29 EA1 (RHD)
20 A
14 B
A37(A), C44(B)
Junction Connector
BR
L
BE
W–B
(RHD)
(LHD)
C1
C2
A2
A4

∗ 5 : China
∗ 6 : Except China
∗11 : w/ Entry & Start System
∗12 : w/o Entry & Start System
∗13 : Liftgate Type
∗14 : Swing Type
∗17 : Before Aug. 2016 Production
∗18 : From Aug. 2016 Production

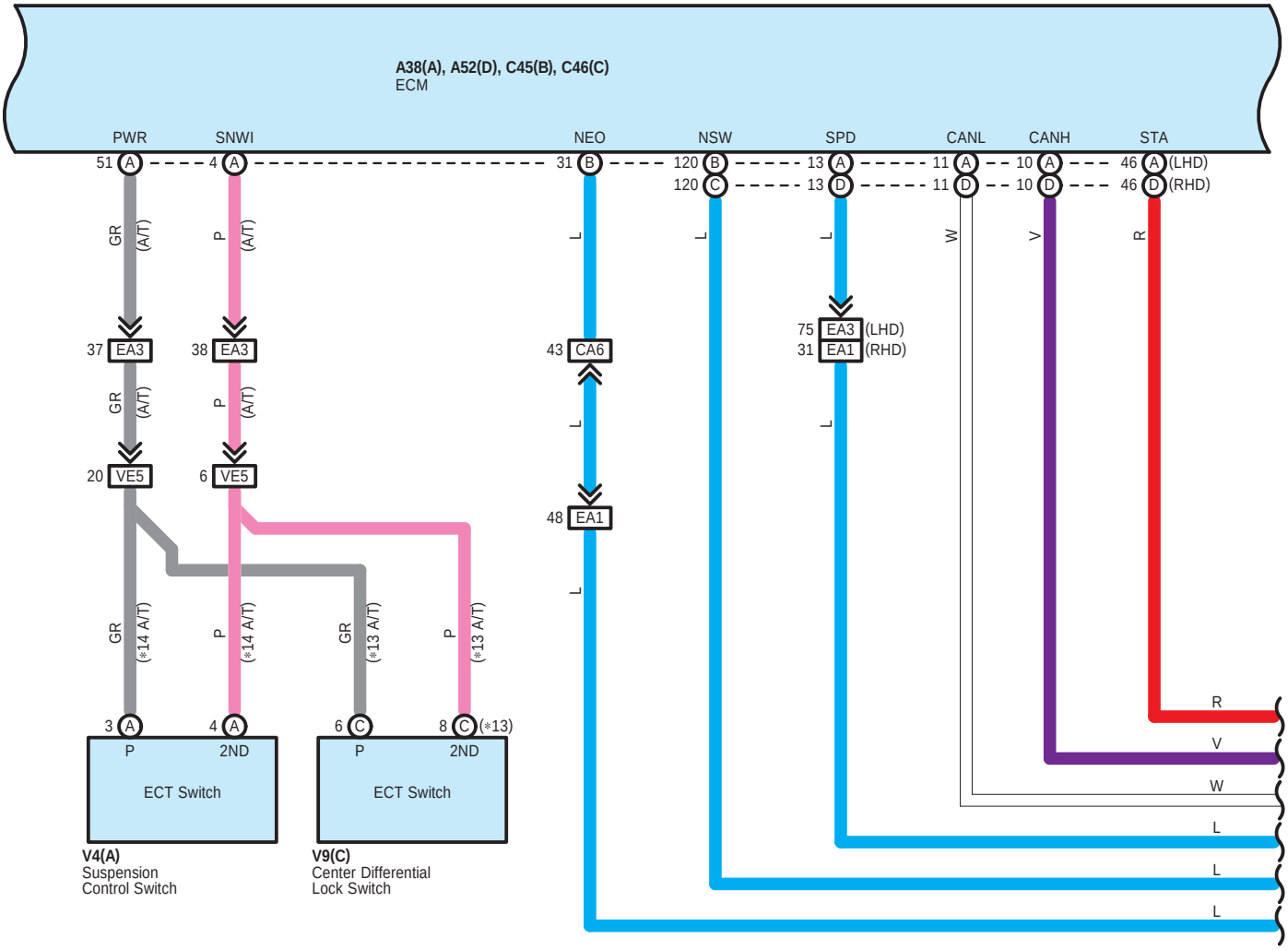

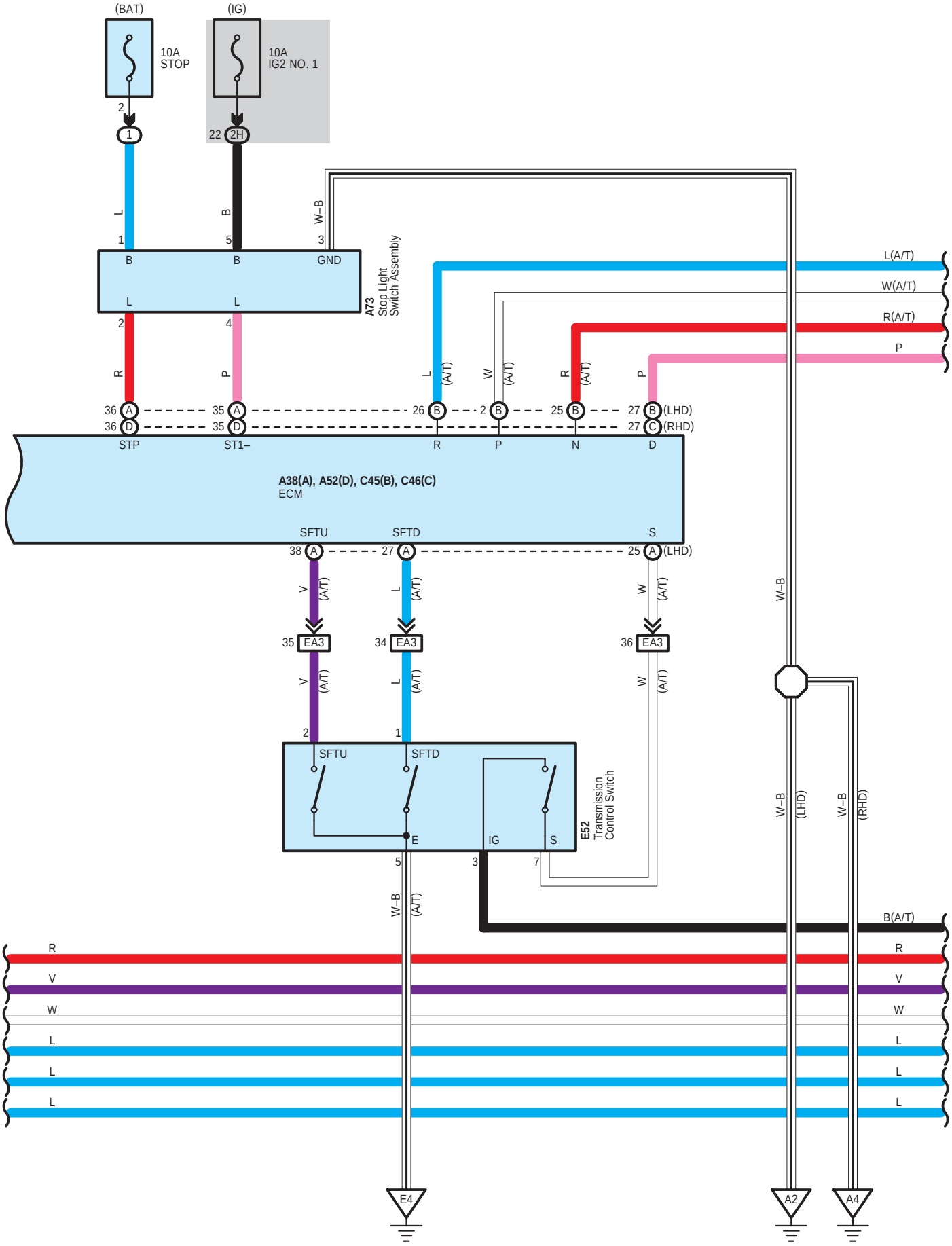
(BAT)
(IG)
10A
STOP
10A
IG2 NO. 1
A73
Stop Light
Switch Assembly
GND
L(A/T)
W(A/T)
R(A/T)
P
(LHD)
(RHD)
STP
ST1–
R
P
N
D
A38(A), A52(D), C45(B), C46(C)
ECM
SFTU
SFTD
S
EA3
E52
Transmission
Control Switch
IG
E
W–B
B(A/T)
E4
A2
A4

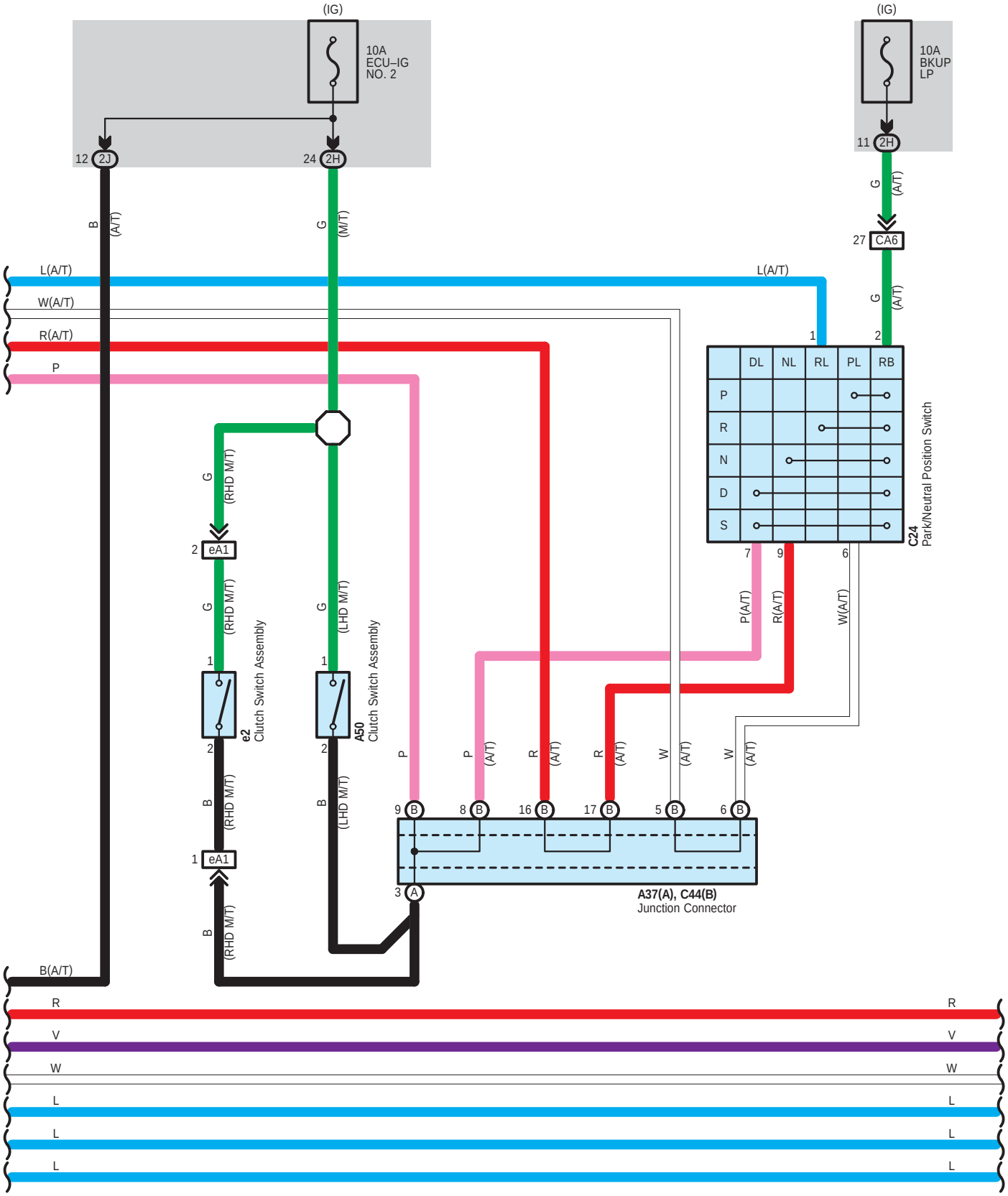
(IG)
10A
ECU–IG
NO. 2
12 2J
24 2H
(IG)
10A
BKUP
LP
11 2H
27 CA6
B (A/T)
G (M/T)
G (A/T)
G (A/T)
L(A/T)
W(A/T)
R(A/T)
P
L(A/T)
1
2
DL NL RL PL RB
P
R
N
D
S
C24
Park/Neutral Position Switch
7 9 6
P(A/T)
R(A/T)
W(A/T)
G (RHD M/T)
2 eA1
G (RHD M/T)
1
2
e2
Clutch Switch Assembly
B (RHD M/T)
1 eA1
B (RHD M/T)
G (LHD M/T)
1
2
A50
Clutch Switch Assembly
B (LHD M/T)
P
P (A/T)
R (A/T)
R (A/T)
W (A/T)
W (A/T)
9 B
8 B
16 B
17 B
5 B
6 B
3 A
A37(A), C44(B)
Junction Connector
B(A/T)
R
V
W
L
L
L
R
V
W
L
L
L

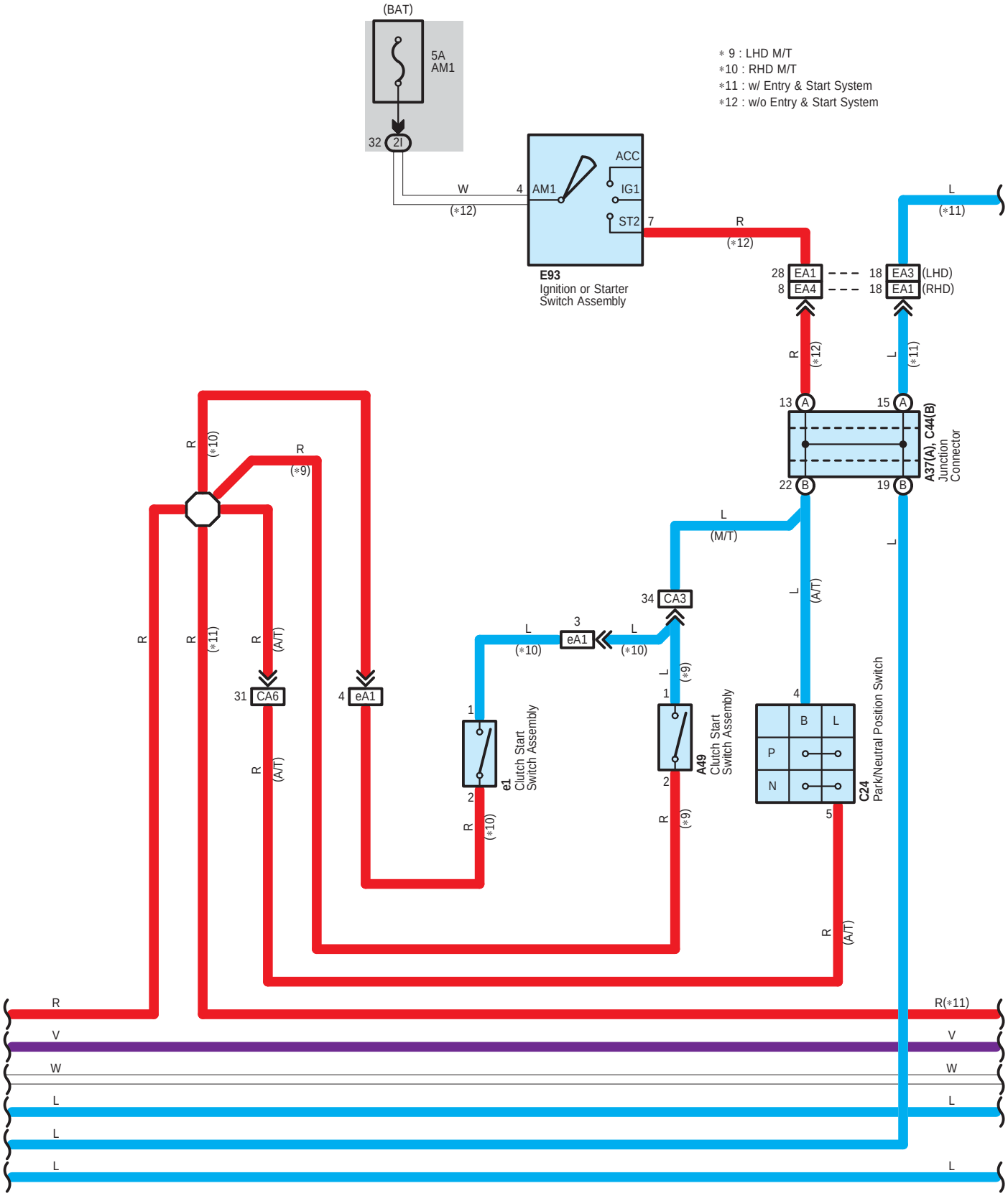
(BAT)
5A
AM1
32
2I
W
(*12)
4
AM1
ACC
IG1
ST2
7
R
(*12)
E93
Ignition or Starter
Switch Assembly
* 9 : LHD M/T
*10 : RHD M/T
*11 : w/ Entry & Start System
*12 : w/o Entry & Start System
L
(*11)
28
EA1
8
EA4
18
EA3
(LHD)
18
EA1
(RHD)
R
(*12)
L
(*11)
13
A
15
A
22
B
19
B
A37(A), C44(B)
Junction
Connector
R
(*10)
R
(*9)
L
(M/T)
L
(A/T)
L
34
CA3
3
eA1
L
(*10)
L
(*10)
R
(*11)
R
(A/T)
31
CA6
4
eA1
L
(*9)
1
2
e1
Clutch Start
Switch Assembly
R
(*10)
1
2
A49
Clutch Start
Switch Assembly
R
(*9)
4
B
L
P
N
5
C24
Park/Neutral Position Switch
R
(A/T)
R
(A/T)
R
R(*11)
V
V
W
W
L
L
L
L

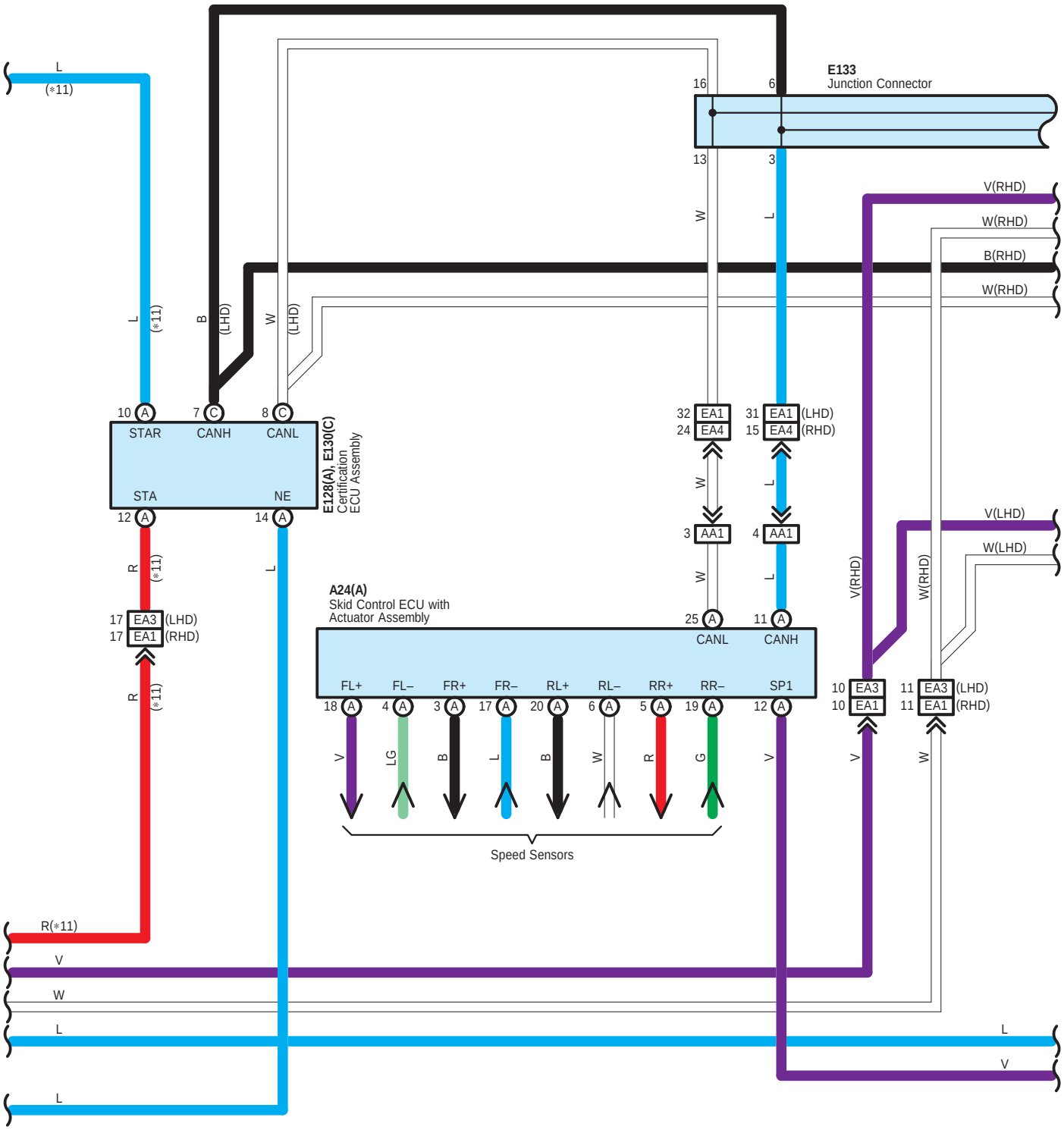
E133
Junction Connector
16
6
13
3
L
(*11)
W
L
V(RHD)
W(RHD)
B(RHD)
W(RHD)
L
(*11)
B
(LHD)
W
(LHD)
10 A
STAR
7 C
CANH
8 C
CANL
E128(A), E130(C)
Certification
ECU Assembly
STA
NE
12 A
14 A
32 EA1
24 EA4
31 EA1 (LHD)
15 EA4 (RHD)
W
L
3 AA1
4 AA1
W
L
V(LHD)
W(LHD)
V(RHD)
W(RHD)
R
(*11)
L
17 EA3 (LHD)
17 EA1 (RHD)
R
(*11)
A24(A)
Skid Control ECU with
Actuator Assembly
25 A
CANL
11 A
CANH
FL+
FL–
FR+
FR–
RL+
RL–
RR+
RR–
SP1
18 A
4 A
3 A
17 A
20 A
6 A
5 A
19 A
12 A
V
LG
B
L
B
W
R
G
V
Speed Sensors
10 EA3
10 EA1
11 EA3 (LHD)
11 EA1 (RHD)
V
W
R(*11)
V
W
L
L
V
L

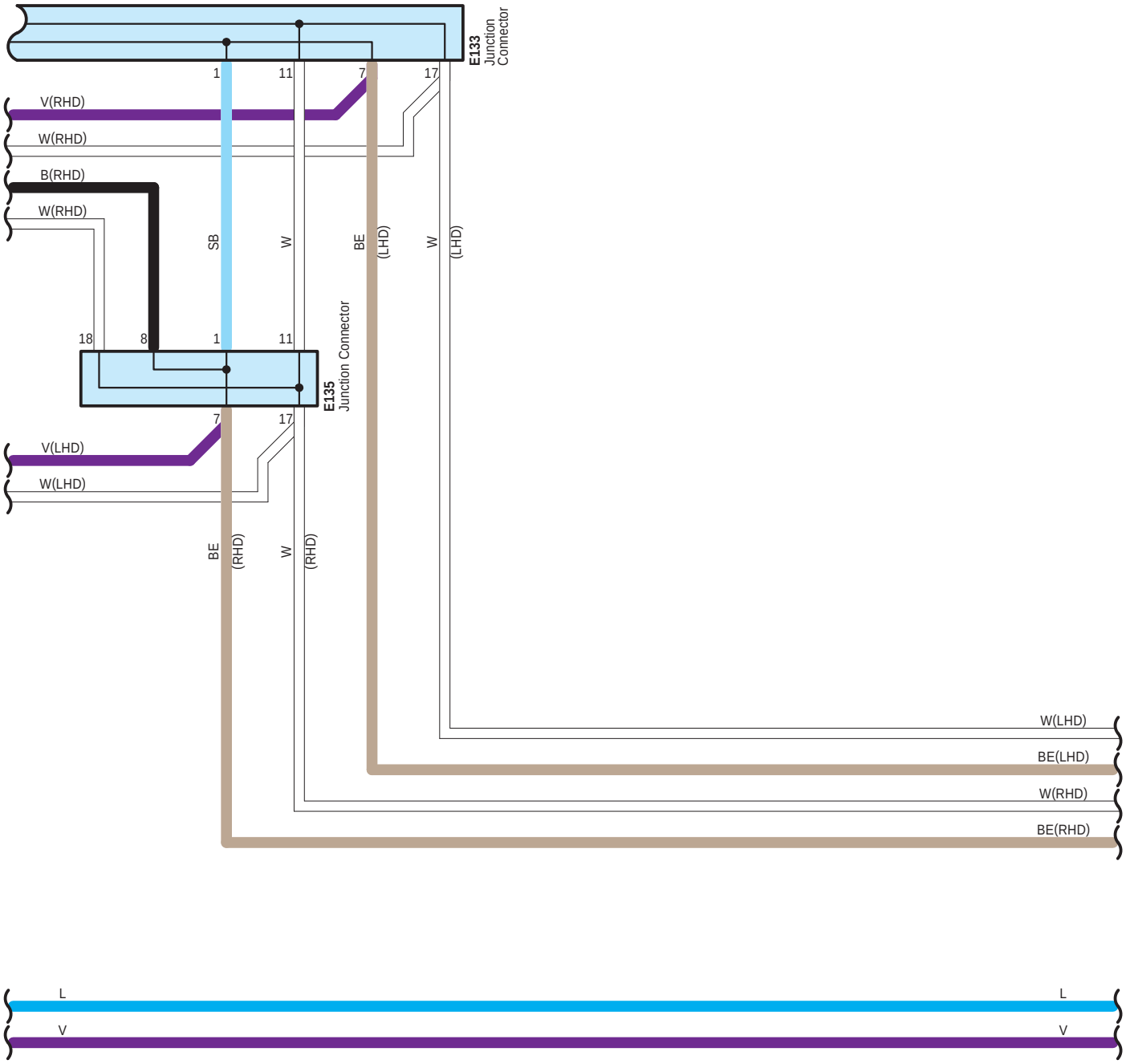
E133
Junction
Connector
1
11
7
17
V(RHD)
W(RHD)
B(RHD)
W(RHD)
SB
W
BE
(LHD)
W
(LHD)
18
8
1
11
E135
Junction Connector
7
17
V(LHD)
W(LHD)
BE
(RHD)
W
(RHD)
W(LHD)
BE(LHD)
W(RHD)
BE(RHD)
L
L
V
V

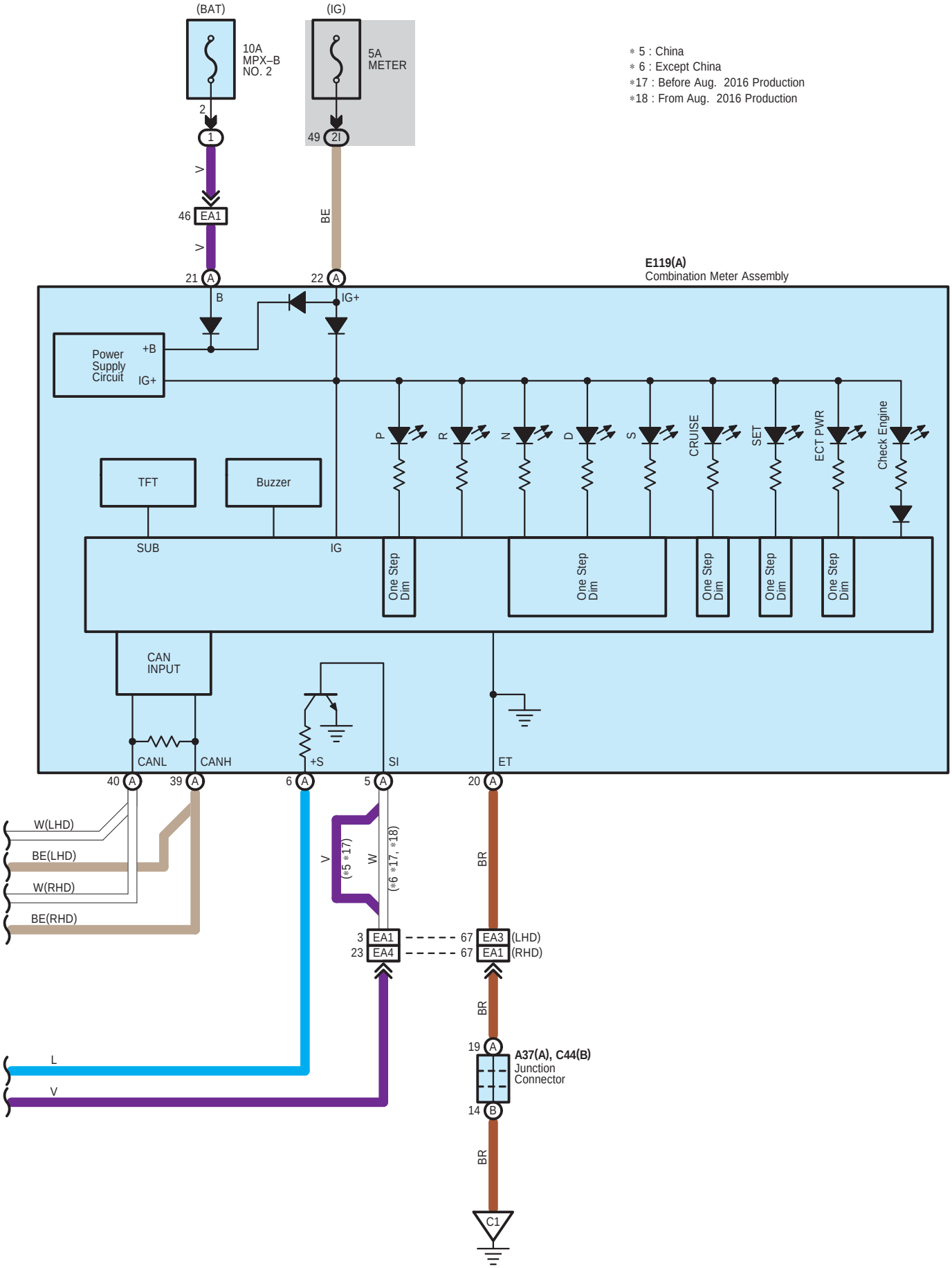
(BAT)
(IG)
10A
MPX–B
NO. 2
5A
METER
∗ 5 : China
∗ 6 : Except China
∗17 : Before Aug. 2016 Production
∗18 : From Aug. 2016 Production
2
1
49
2I
V
46
EA1
BE
21
A
22
A
E119(A)
Combination Meter Assembly
B
IG+
Power
Supply
Circuit
+B
IG+
P
R
N
D
S
CRUISE
SET
ECT PWR
Check Engine
TFT
Buzzer
SUB
IG
One Step
Dim
CAN
INPUT
CANL
CANH
+S
SI
ET
40
39
6
5
20
W(LHD)
BE(LHD)
W(RHD)
BE(RHD)
V
(∗5 ∗17)
W
(∗6 ∗17, ∗18)
BR
3
EA1
23
EA4
67
EA3
(LHD)
67
EA1
(RHD)
BR
19
A37(A), C44(B)
Junction
Connector
14
B
L
V
BR
C1

A 24
Black

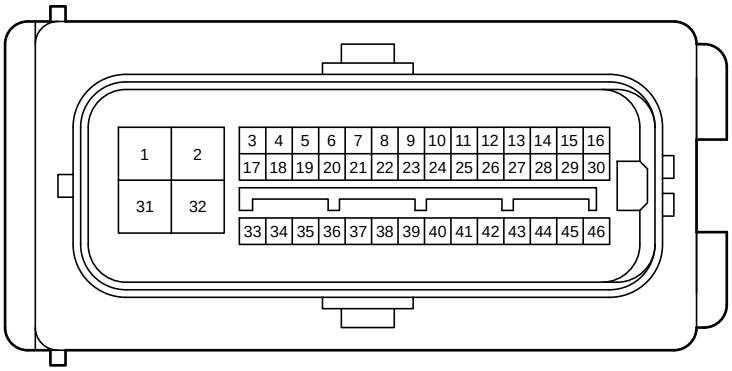

A 27
Black

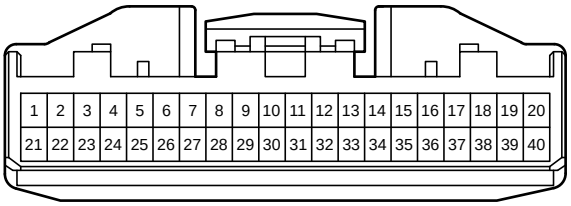

A 31
Black

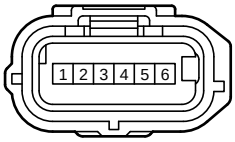

A 37
Blue

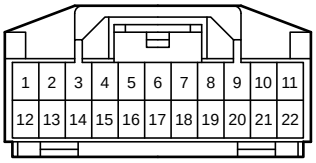

A 38
Black

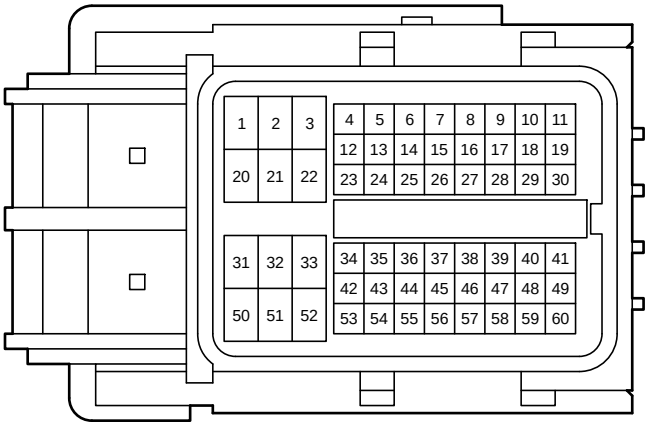

A 49
Black

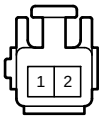

A 50
White



A 52
Black

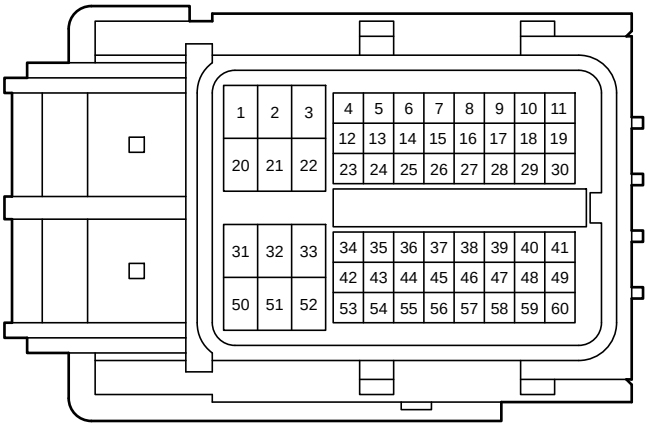

A 73
Gray

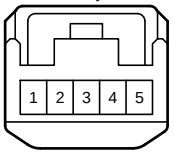

A 75
Black

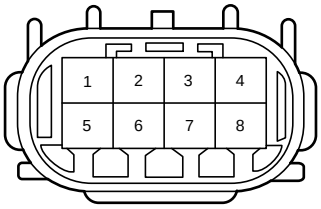

C 1
Black

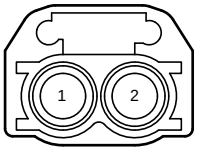

C 3
Black

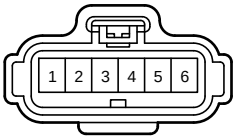

C 5
Gray

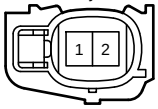

C 7
Gray

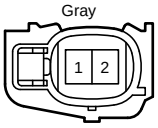

C 9
Gray

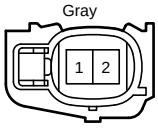

C 12
Gray

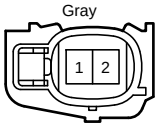

C 14
Gray

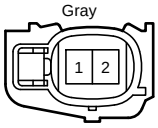

C 16
Gray

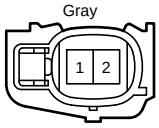

C 18
Dark Gray

C 20
Dark Gray

C 21
Dark Gray

C 22
Dark Gray

C 23
Dark Gray

C 24
Gray

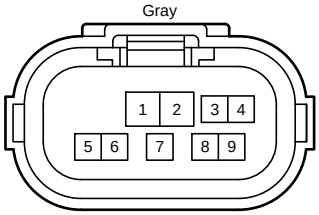

C 25
Black



C 26
Black



C 27
Black

C 28
Black

C 34
Gray

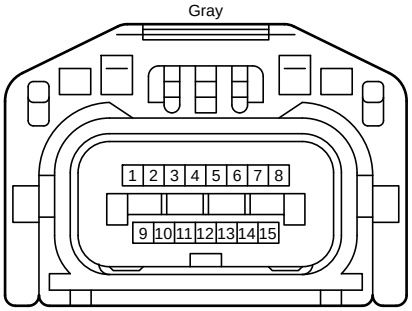

C 35
Black

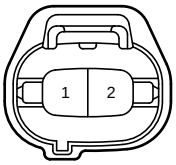

C 36
Black

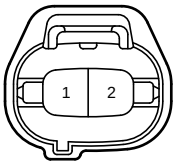

C 42
White

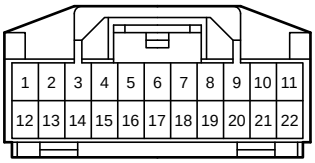

C 43
White

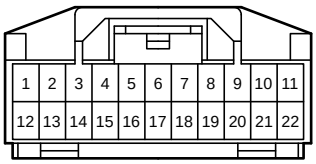

C 44
Blue

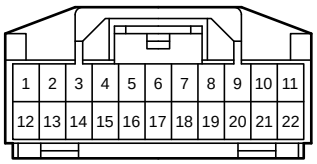

C 45
Black

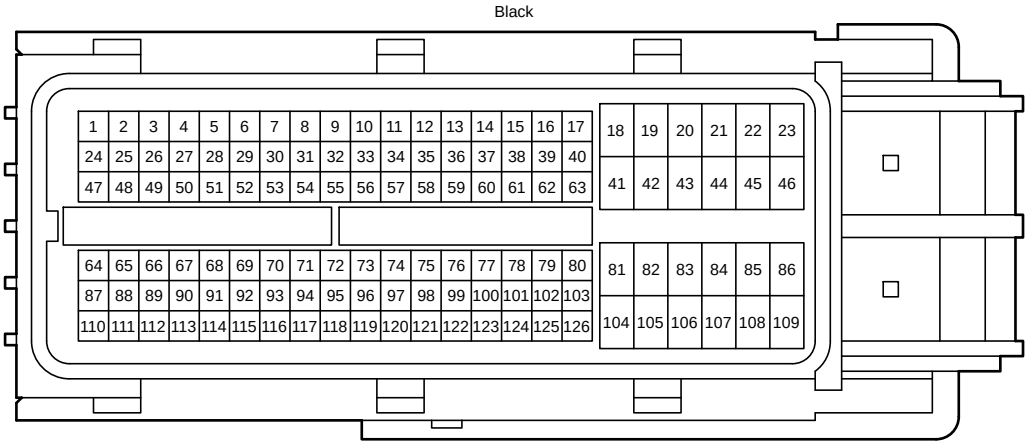

C 46
Black

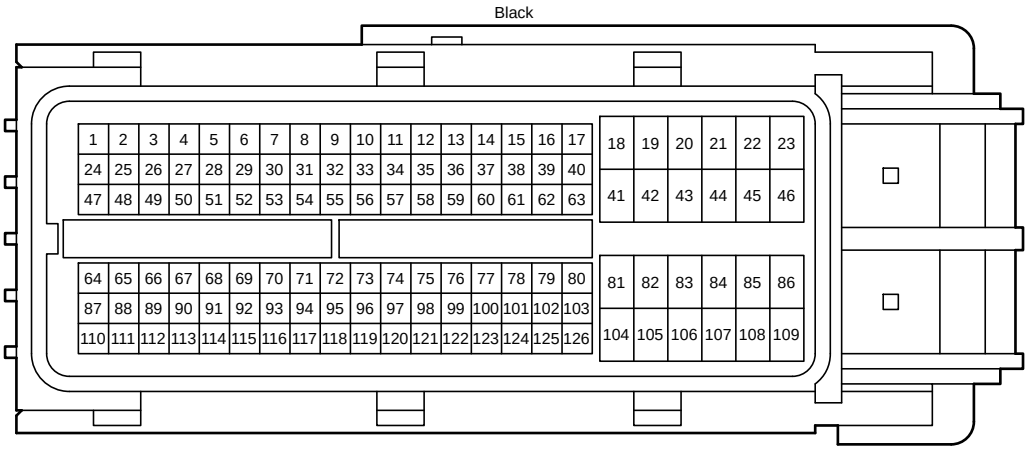

C 50
Black

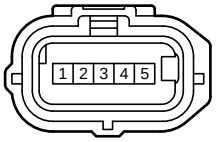

C 55
Black

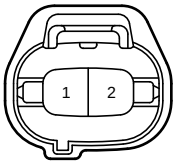

C 59
Gray

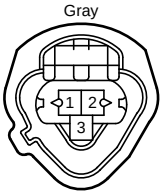

C 60
Black

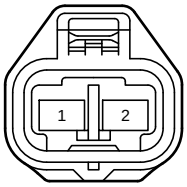

C 61
Black

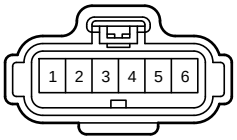

C121
Black

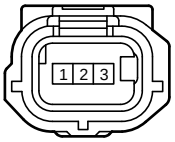

C122
Black

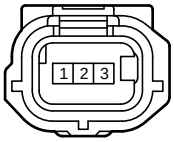

C137
Black



C138
Black

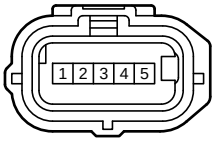

C139
Black

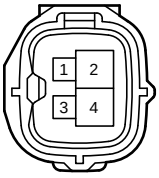

C169
Gray

C170
Gray

D 4
Black

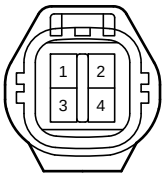

E 12
Black



E 22
White

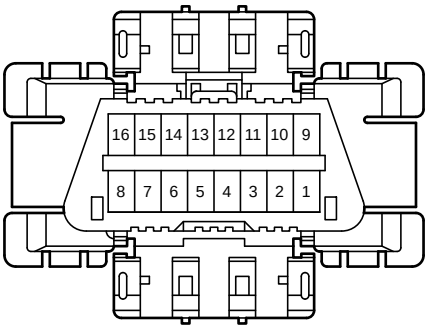

E 36
White

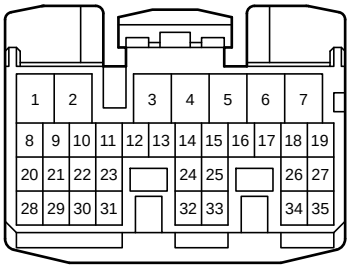

E 52
White

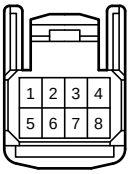

E 81
White

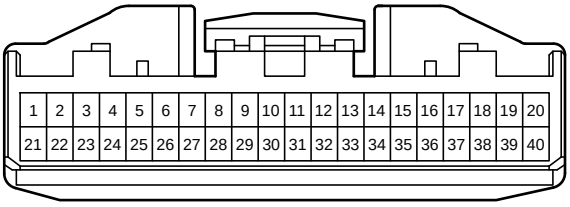

E 93
White

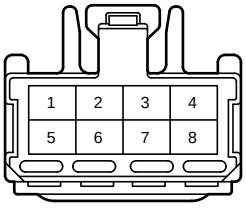

E 96
Black

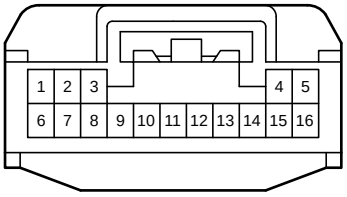

E119
Black

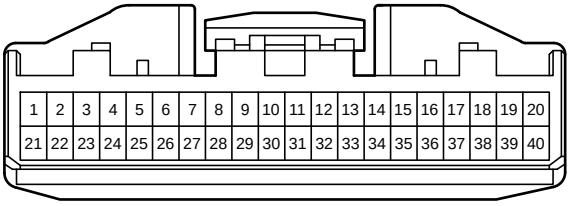

E122
Black

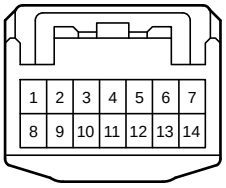

E124
White

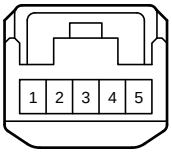

E128
White

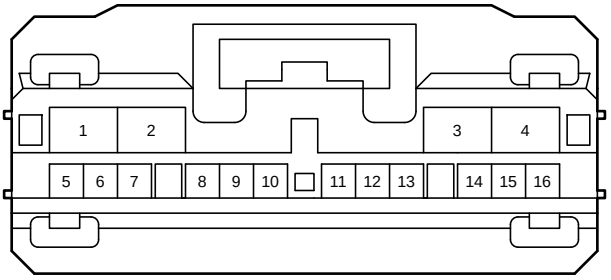

E130
Black

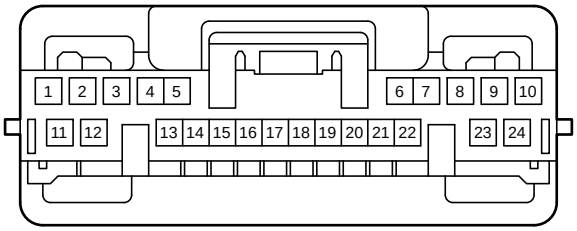

E133
White

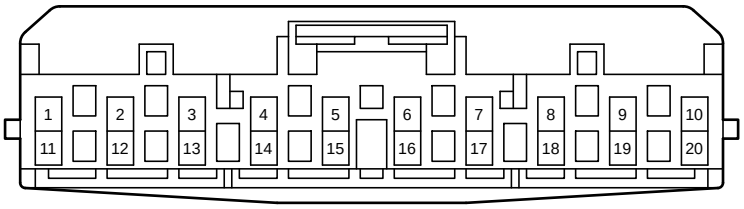

E135
White

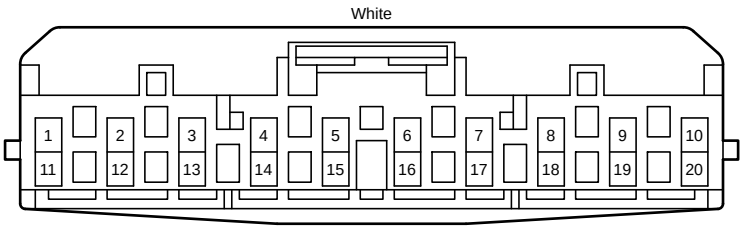

N 1
White

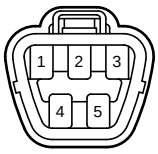

N 14
Black

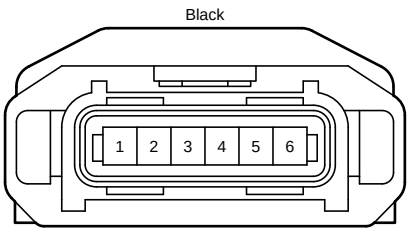

U 1
Black

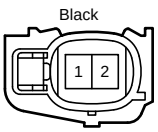

U 2
Black

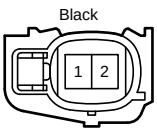

V 4
White

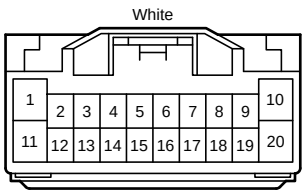

V 9
White

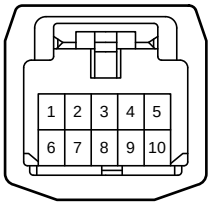

e 1
Black

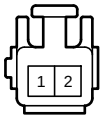

e 2
White



z 37
White

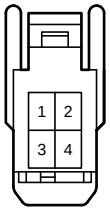

1P
White

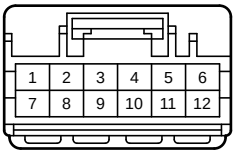

1R
Black

1S
White

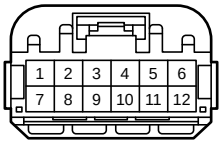

2H
White

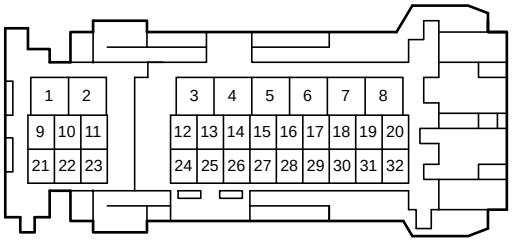

2I
White

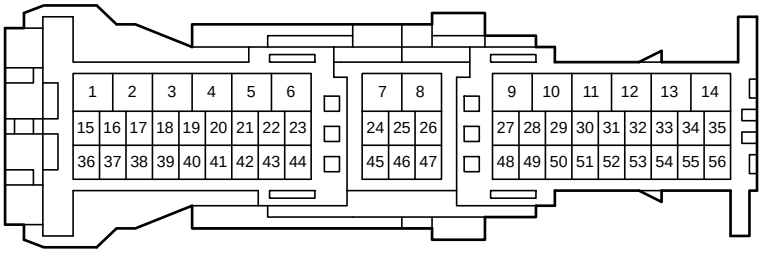

2J
White

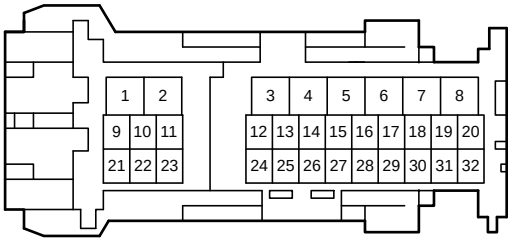

AA1
Gray

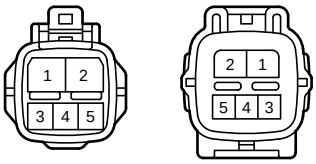

AD1
Black



AK1
Blue

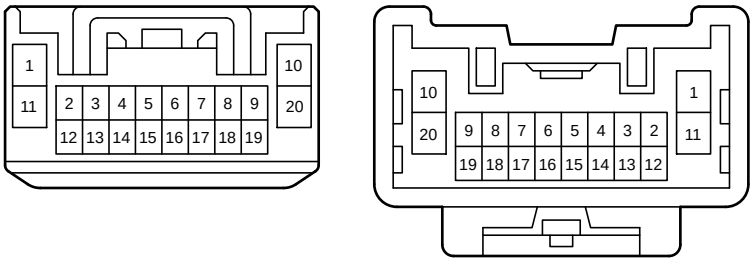

AK2
Gray

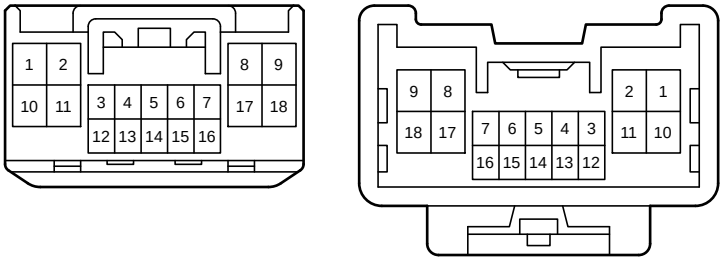

CA3

White

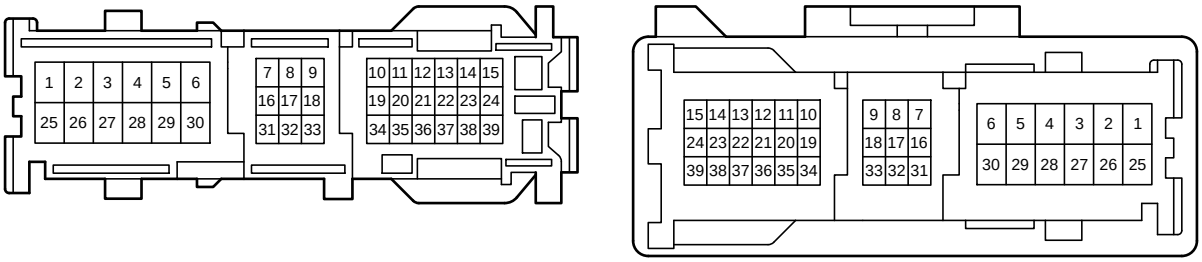

CA5

White

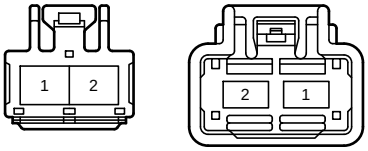

CA6

White

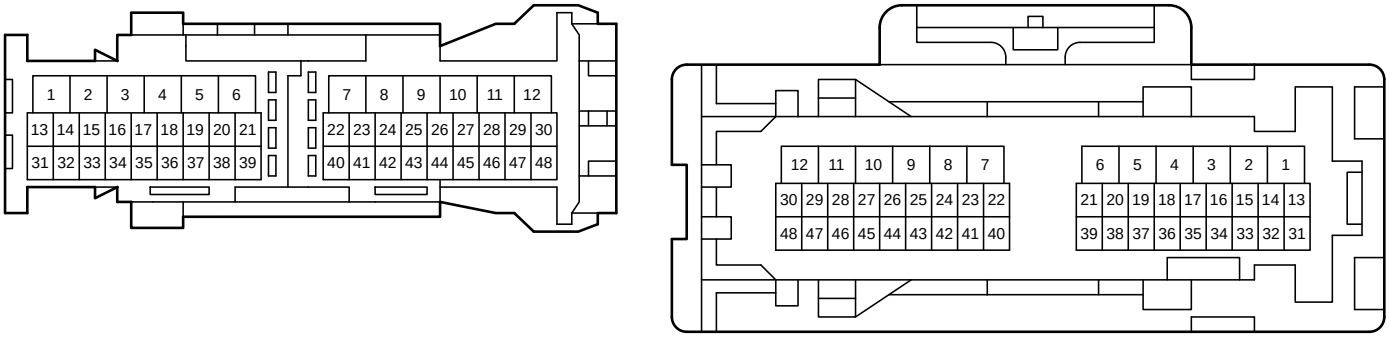

CU1

Black Dark Gray

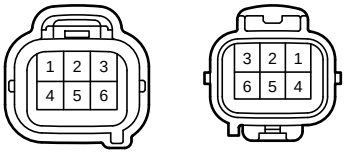

EA1

White

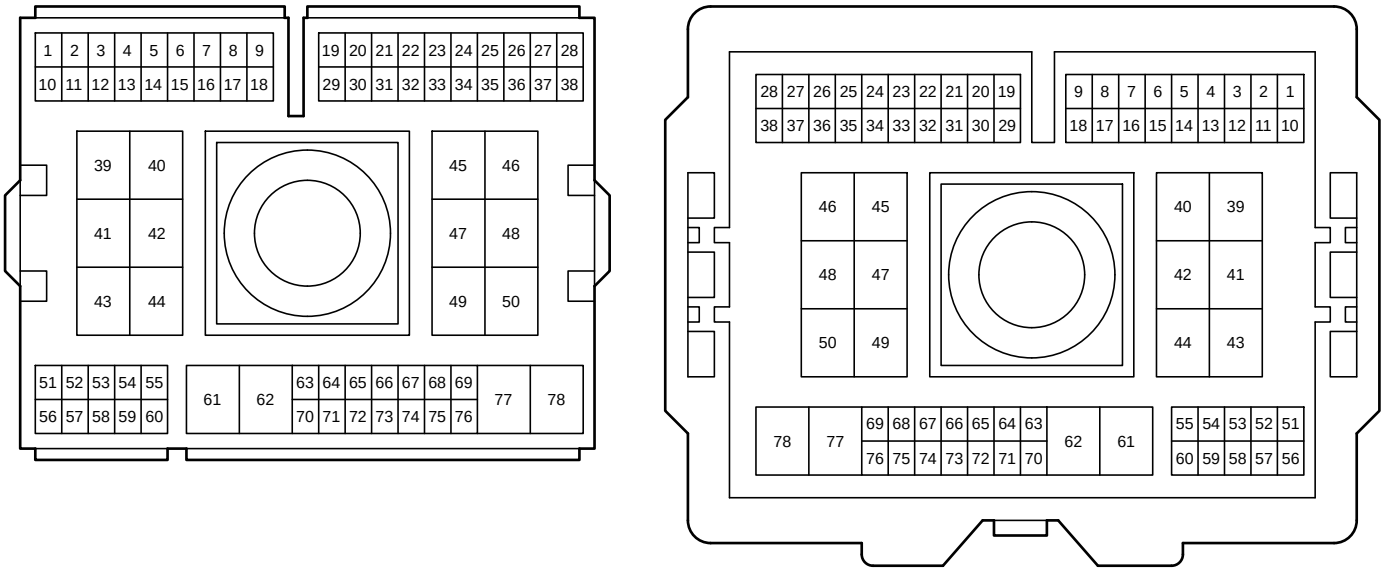

EA3

White

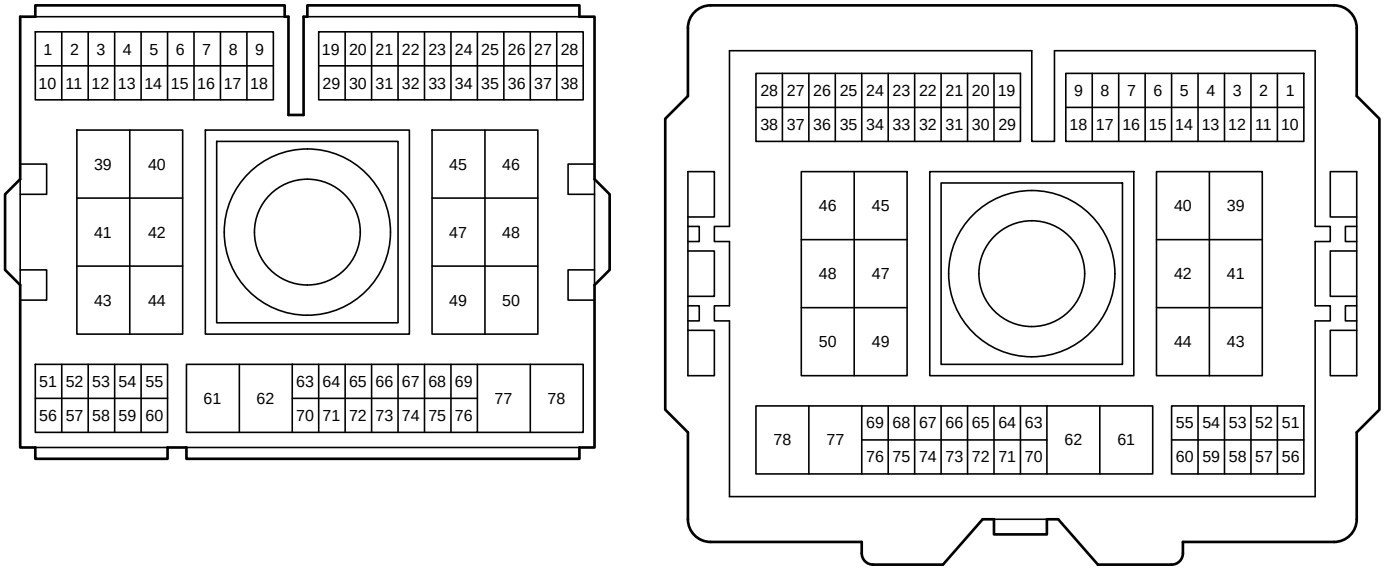

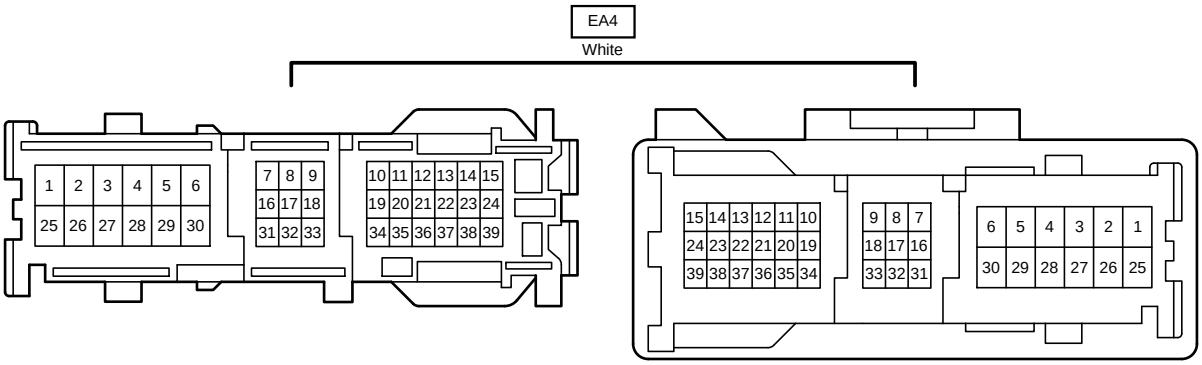
EA4
White
1 2 3 4 5 6
25 26 27 28 29 30
7 8 9
16 17 18
31 32 33
10 11 12 13 14 15
19 20 21 22 23 24
34 35 36 37 38 39
15 14 13 12 11 10
24 23 22 21 20 19
39 38 37 36 35 34
9 8 7
18 17 16
33 32 31
6 5 4 3 2 1
30 29 28 27 26 25

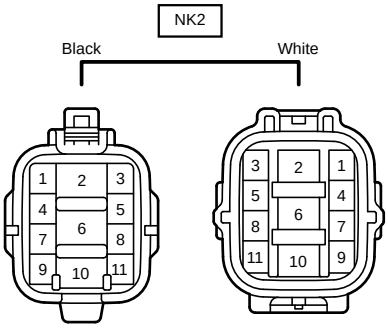
NK2
Black
White
1 2 3
4 5
6
7 8
9 10 11
3 2 1
5 4
6
8 7
11 10 9

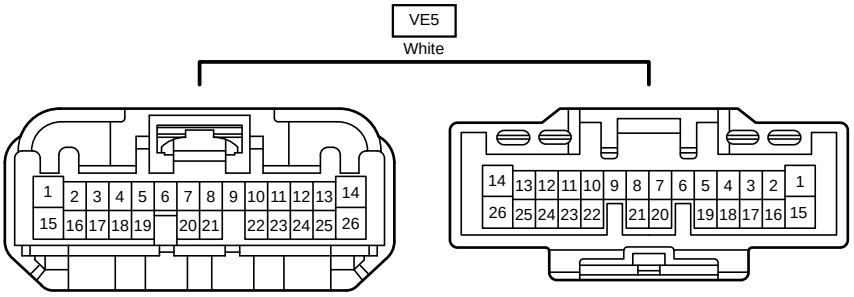
VE5
White
1 2 3 4 5 6 7 8 9 10 11 12 13 14
15 16 17 18 19 20 21 22 23 24 25 26
14 13 12 11 10 9 8 7 6 5 4 3 2 1
26 25 24 23 22 21 20 19 18 17 16 15

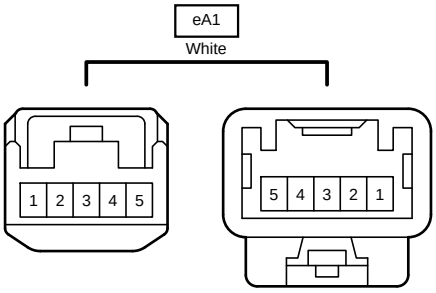
eA1
White
1 2 3 4 5
5 4 3 2 1