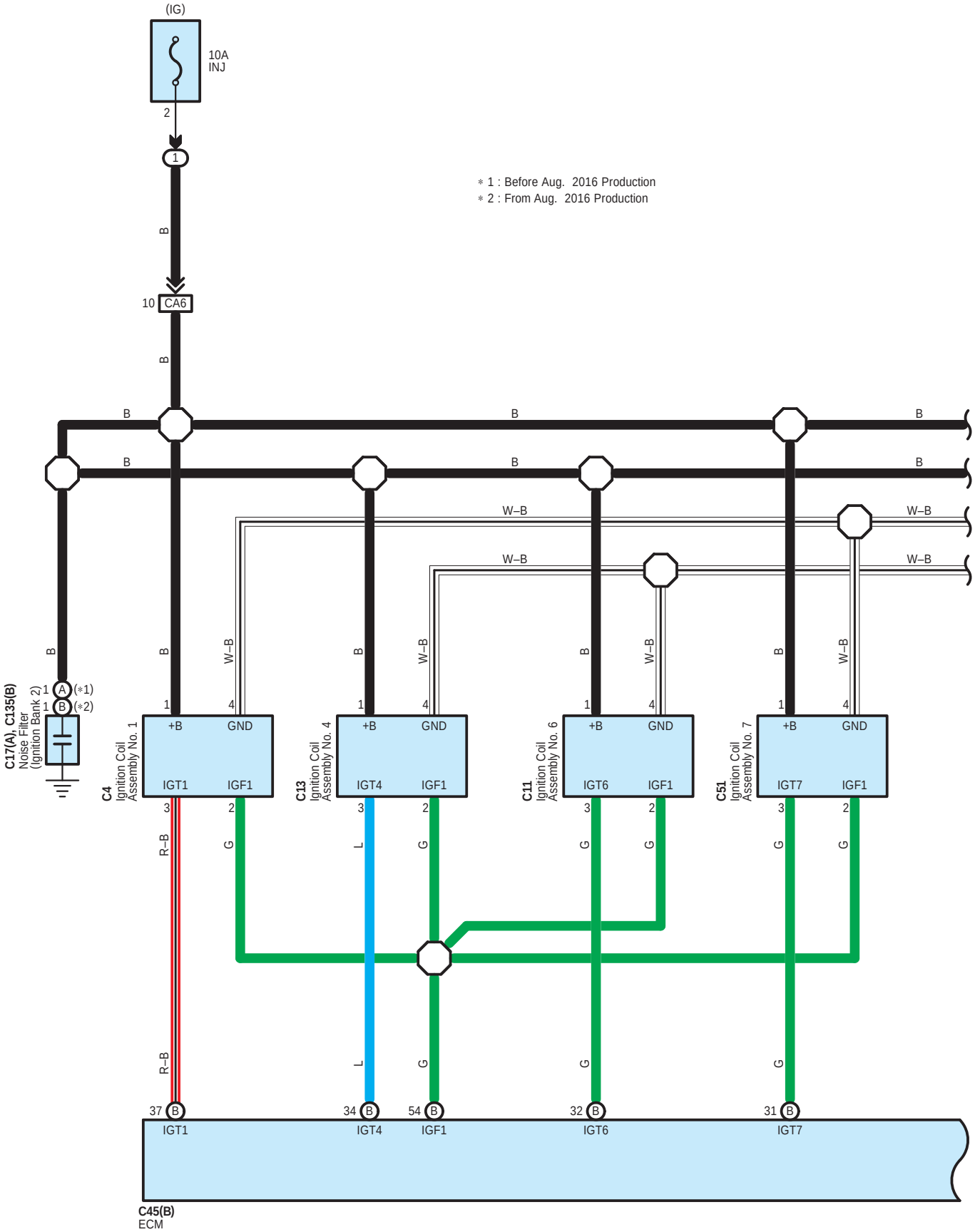
(IG)
10A
INJ
2
1
B
10 CA6
B
B
B
B
B
B
B
W–B
W–B
W–B
W–B
B
B
W–B
B
W–B
B
W–B
B
W–B
C17(A), C135(B)
Noise Filter
(Ignition Bank 2)
1 A (*1)
1 B (*2)
C4
Ignition Coil
Assembly No. 1
+B
GND
IGT1
IGF1
C13
Ignition Coil
Assembly No. 4
+B
GND
IGT4
IGF1
C11
Ignition Coil
Assembly No. 6
+B
GND
IGT6
IGF1
C51
Ignition Coil
Assembly No. 7
+B
GND
IGT7
IGF1
R–B
G
L
G
G
G
G
G
G
R–B
L
G
G
G
37 B
IGT1
34 B
IGT4
54 B
IGF1
32 B
IGT6
31 B
IGT7
C45(B)
ECM
* 1 : Before Aug. 2016 Production
* 2 : From Aug. 2016 Production

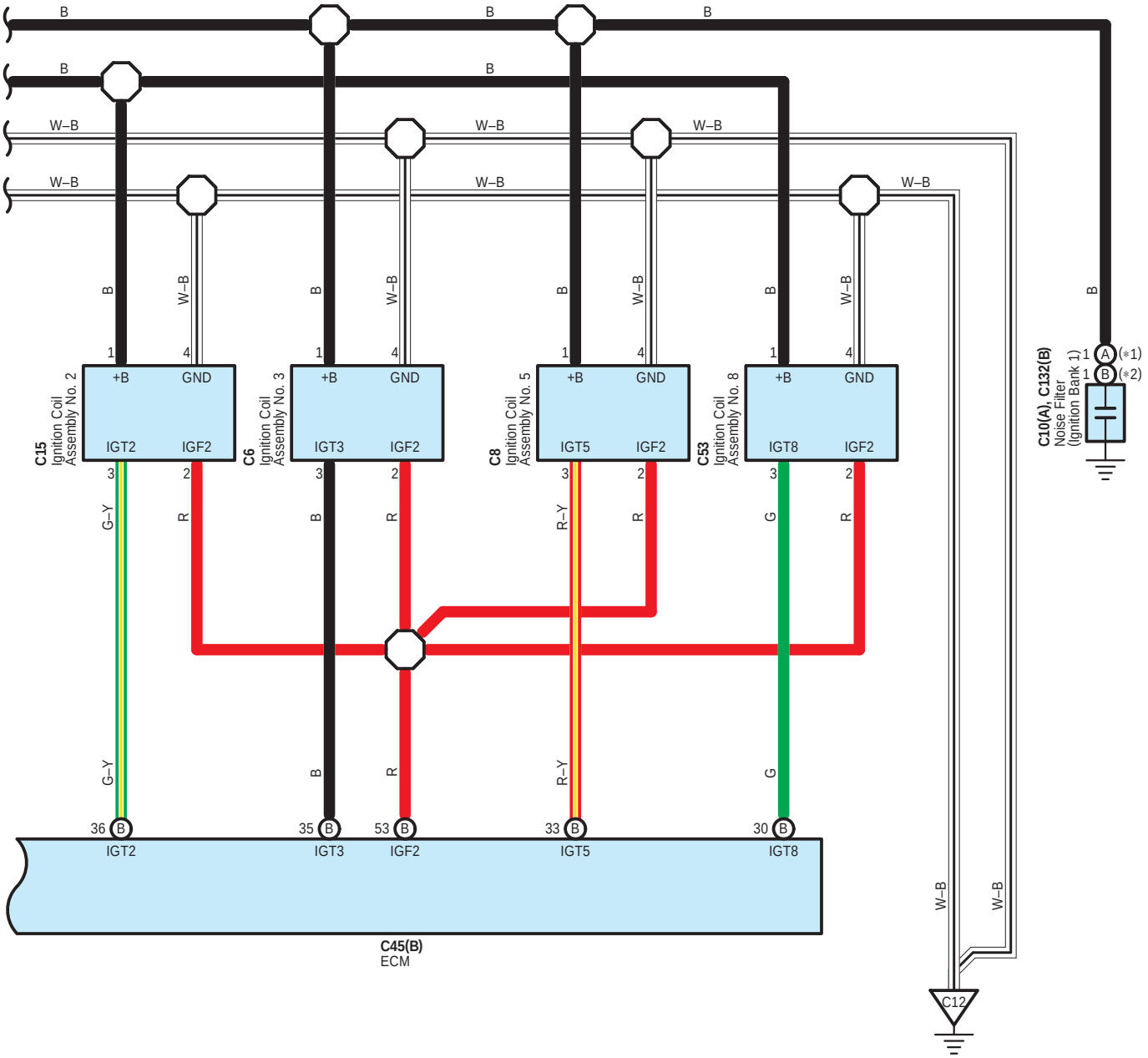
B
W–B
C15
Ignition Coil
Assembly No. 2
C6
Ignition Coil
Assembly No. 3
C8
Ignition Coil
Assembly No. 5
C53
Ignition Coil
Assembly No. 8
+B
GND
IGT2
IGF2
IGT3
IGT5
IGT8
G–Y
R
R–Y
G
C10(A), C132(B)
Noise Filter
(Ignition Bank 1)
(*1)
(*2)
C45(B)
ECM
C12

C 4
Black

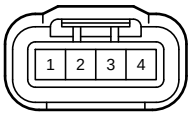

C 6
Black

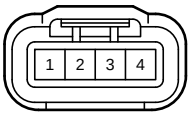

C 8
Black

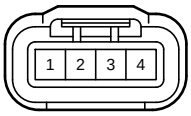

C 10
Gray

C 11
Black

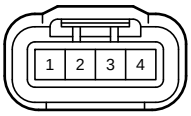

C 13
Black

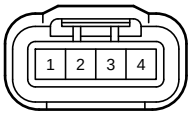

C 15
Black

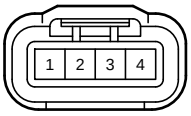

C 17
Gray

C 45
Black

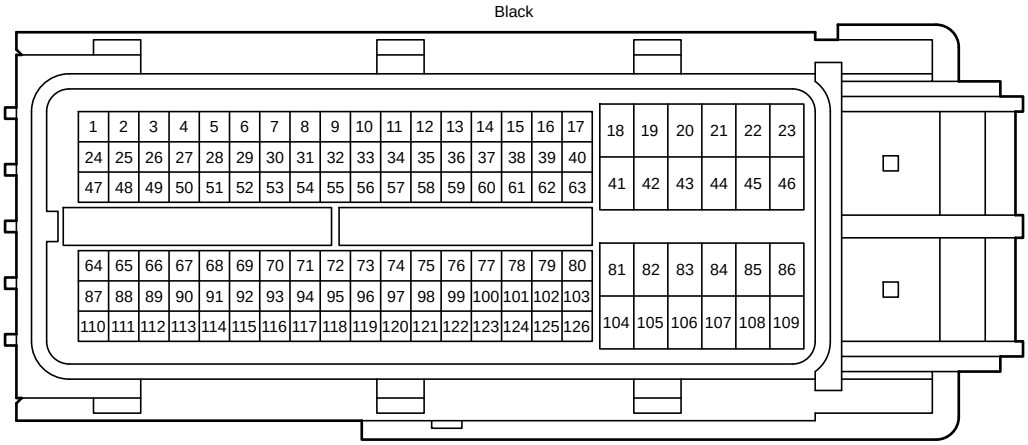

C 51
Black

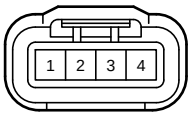

C 53
Black

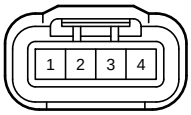

C132
Gray

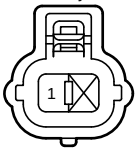

C135
Gray

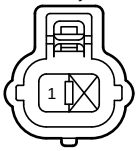
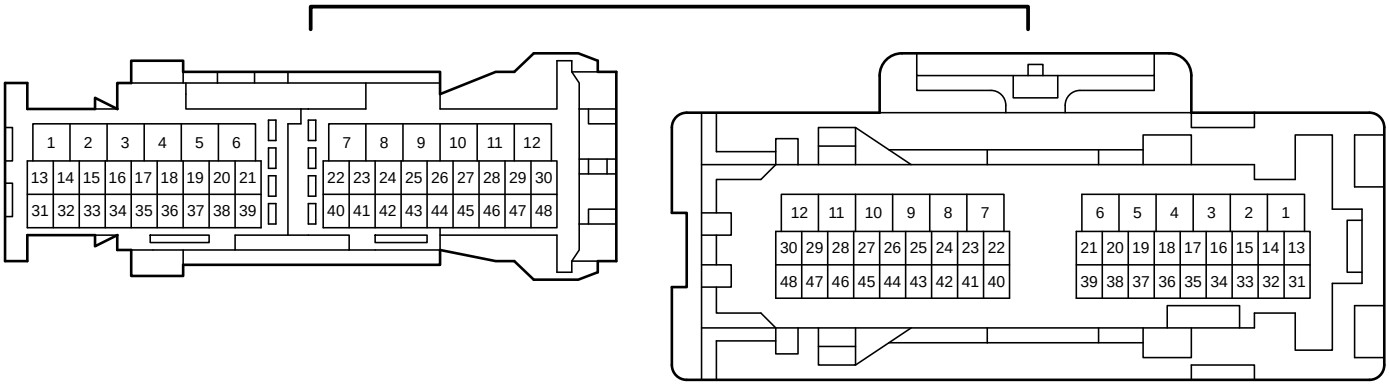
CA6
White