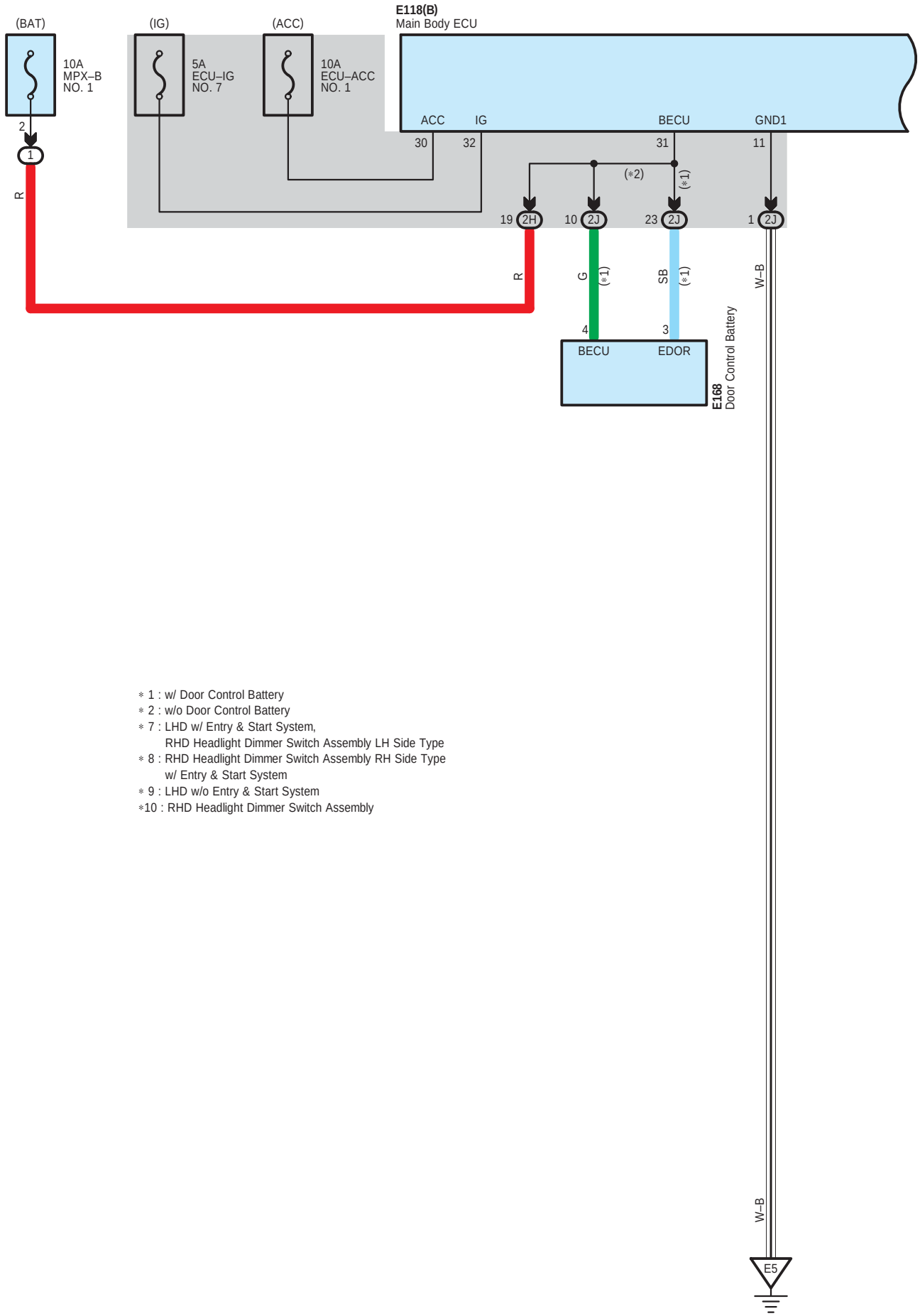

* 1 : w/ Door Control Battery
* 2 : w/o Door Control Battery
* 7 : LHD w/ Entry & Start System,
RHD Headlight Dimmer Switch Assembly LH Side Type
* 8 : RHD Headlight Dimmer Switch Assembly RH Side Type
w/ Entry & Start System
* 9 : LHD w/o Entry & Start System
*10 : RHD Headlight Dimmer Switch Assembly

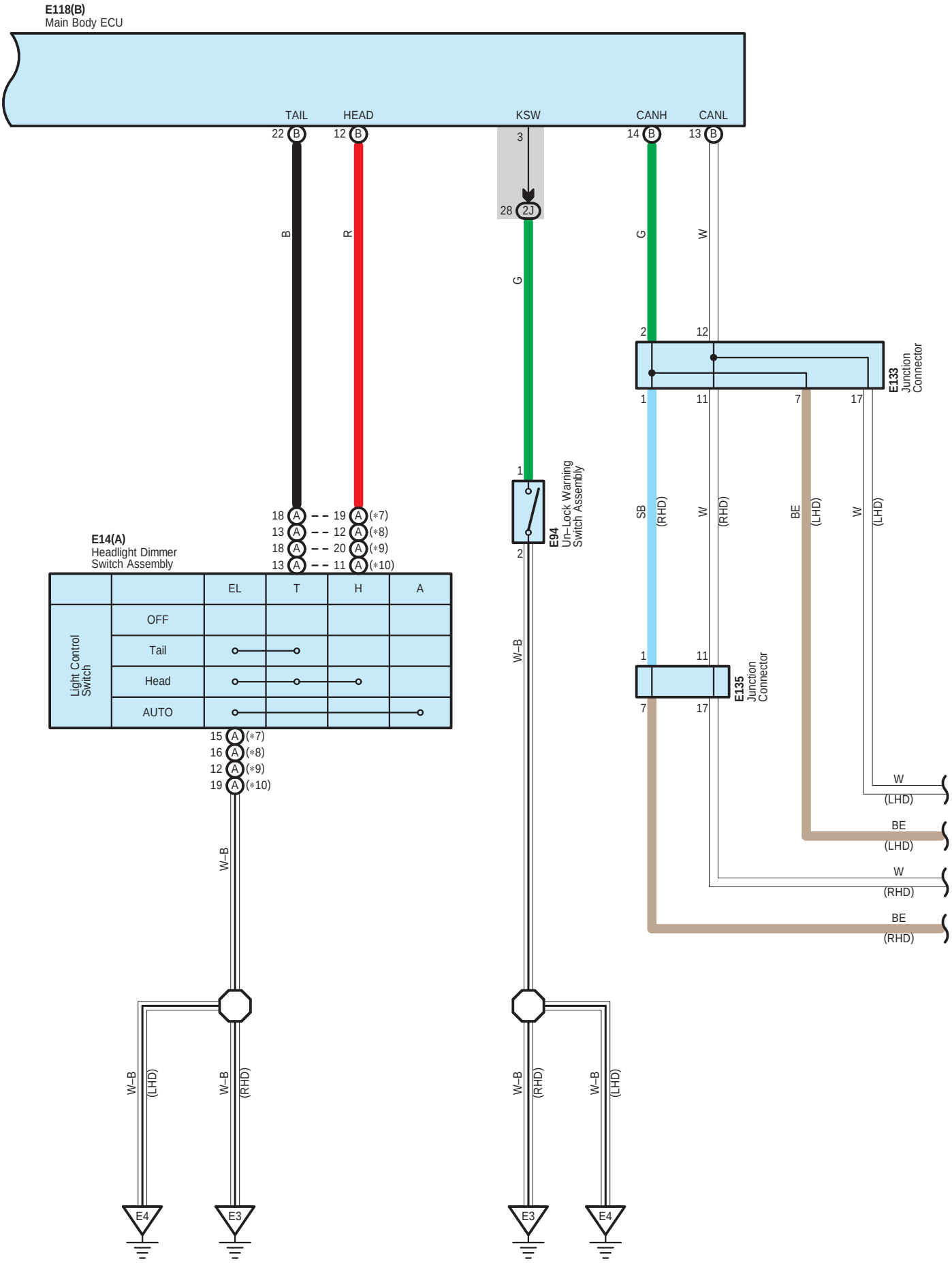
E118(B)
Main Body ECU
TAIL
HEAD
KSW
CANH
CANL
22 B
12 B
3
28 2J
14 B
13 B
B
R
G
G
W
2
12
E133
Junction
Connector
1
11
7
17
1
2
E94
Un–Lock Warning
Switch Assembly
SB
(RHD)
W
(RHD)
BE
(LHD)
W
(LHD)
18 A – – 19 A (*7)
13 A – – 12 A (*8)
18 A – – 20 A (*9)
13 A – – 11 A (*10)
E14(A)
Headlight Dimmer
Switch Assembly
EL
T
H
A
Light Control
Switch
OFF
Tail
Head
AUTO
15 A (*7)
16 A (*8)
12 A (*9)
19 A (*10)
W–B
1
11
7
17
E135
Junction
Connector
W
(LHD)
BE
(LHD)
W
(RHD)
BE
(RHD)
W–B
W–B
(LHD)
W–B
(RHD)
W–B
(RHD)
W–B
(LHD)
E4
E3
E3
E4

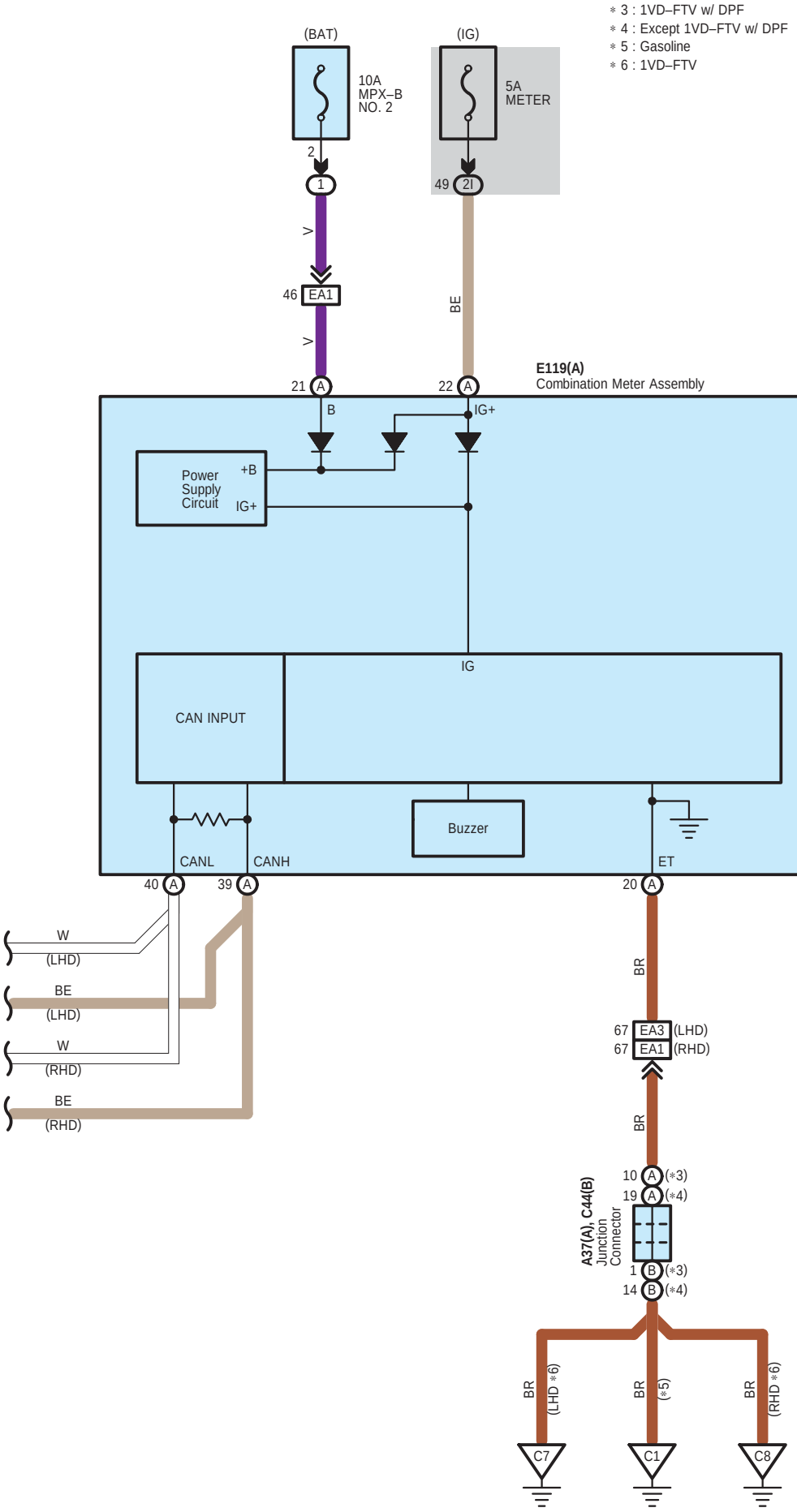
* 3 : 1VD–FTV w/ DPF
* 4 : Except 1VD–FTV w/ DPF
* 5 : Gasoline
* 6 : 1VD–FTV
(BAT)
(IG)
10A
MPX–B
NO. 2
5A
METER
2
1
49
2I
46
EA1
BE
21
A
22
A
E119(A)
Combination Meter Assembly
B
IG+
Power
Supply
Circuit
+B
IG+
IG
CAN INPUT
Buzzer
CANL
CANH
ET
40
A
39
A
20
A
W
(LHD)
BE
(LHD)
W
(RHD)
BE
(RHD)
BR
67
EA3
(LHD)
67
EA1
(RHD)
BR
10
A
(*3)
19
A
(*4)
A37(A), C44(B)
Junction
Connector
1
B
(*3)
14
B
(*4)
BR
(LHD *6)
BR
(*5)
BR
(RHD *6)
C7
C1
C8

A 37
Blue

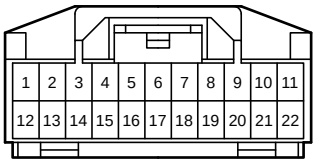

C 44
Blue

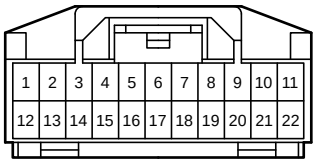

E 14
White

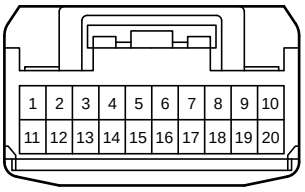

E 94
White



E118
White

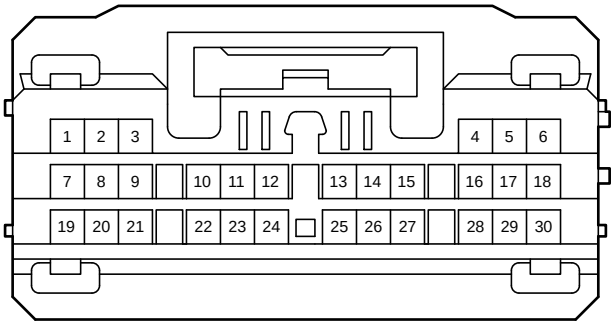

E119
Black

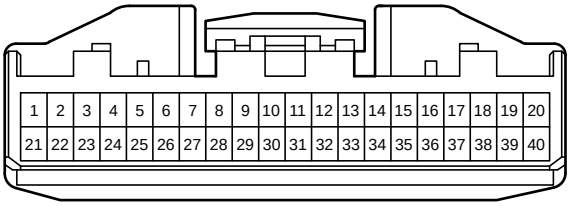

E133
White

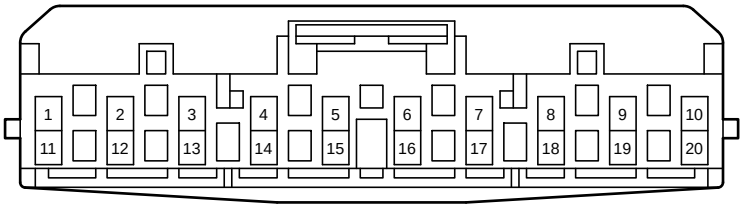

E135
White

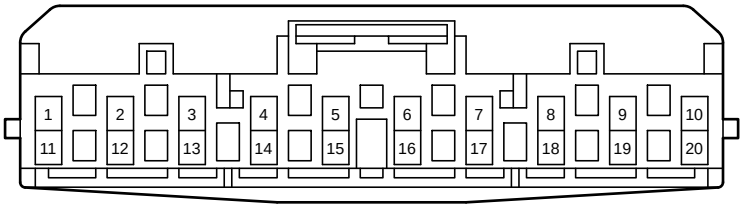

E168
Gray

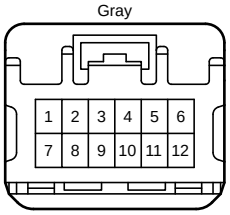

2H
White

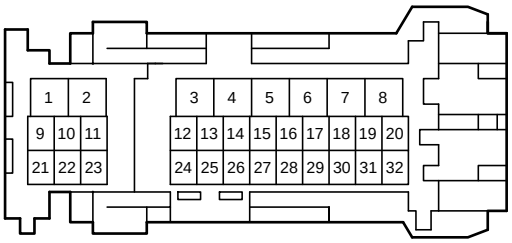

2I
White

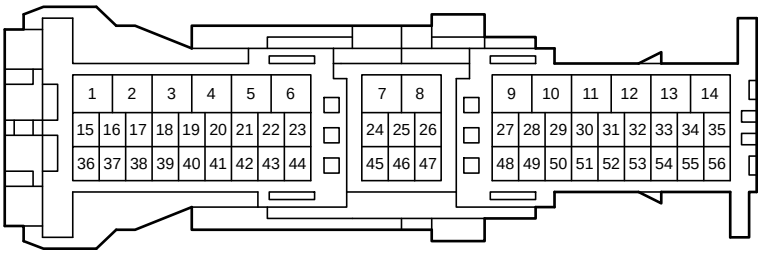

2J
White

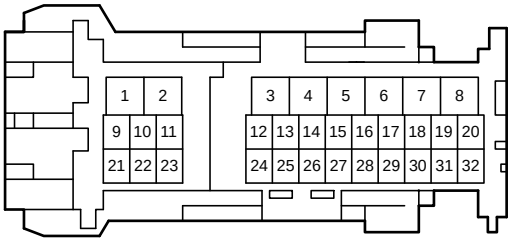

EA1
White

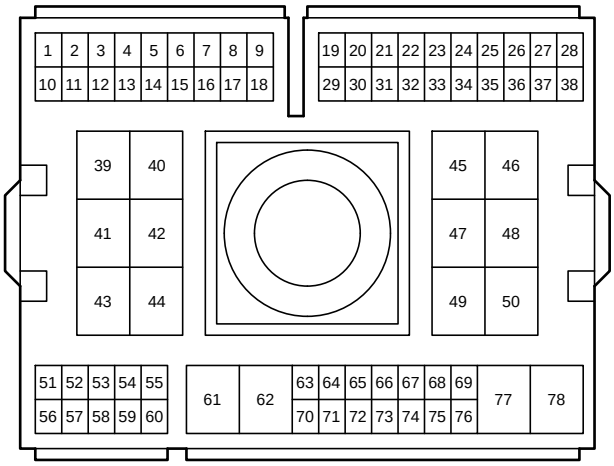

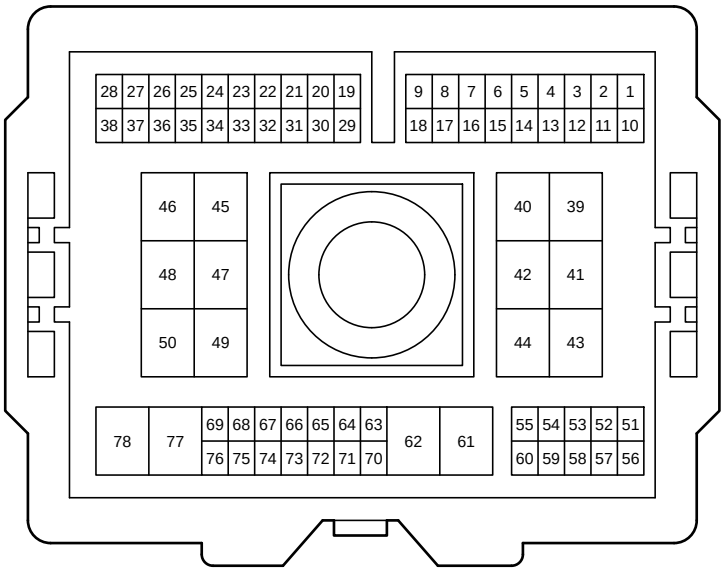
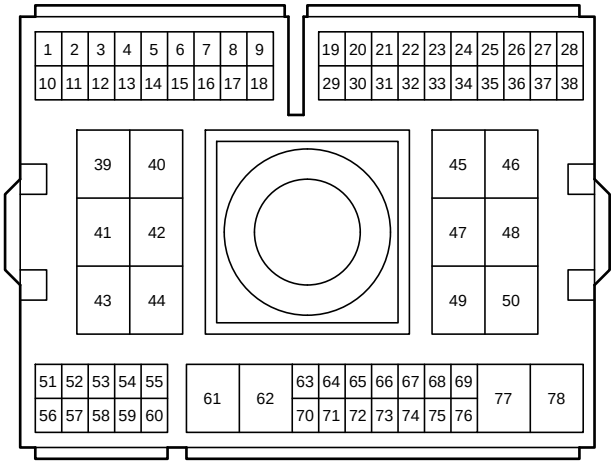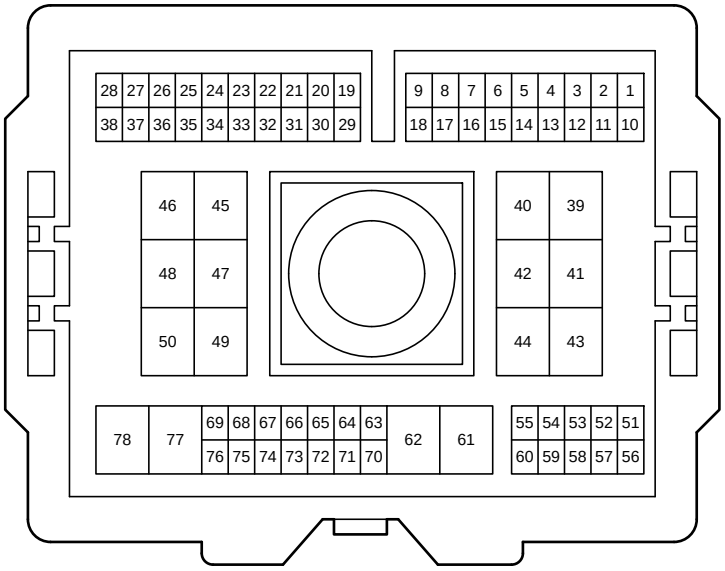
EA3
White