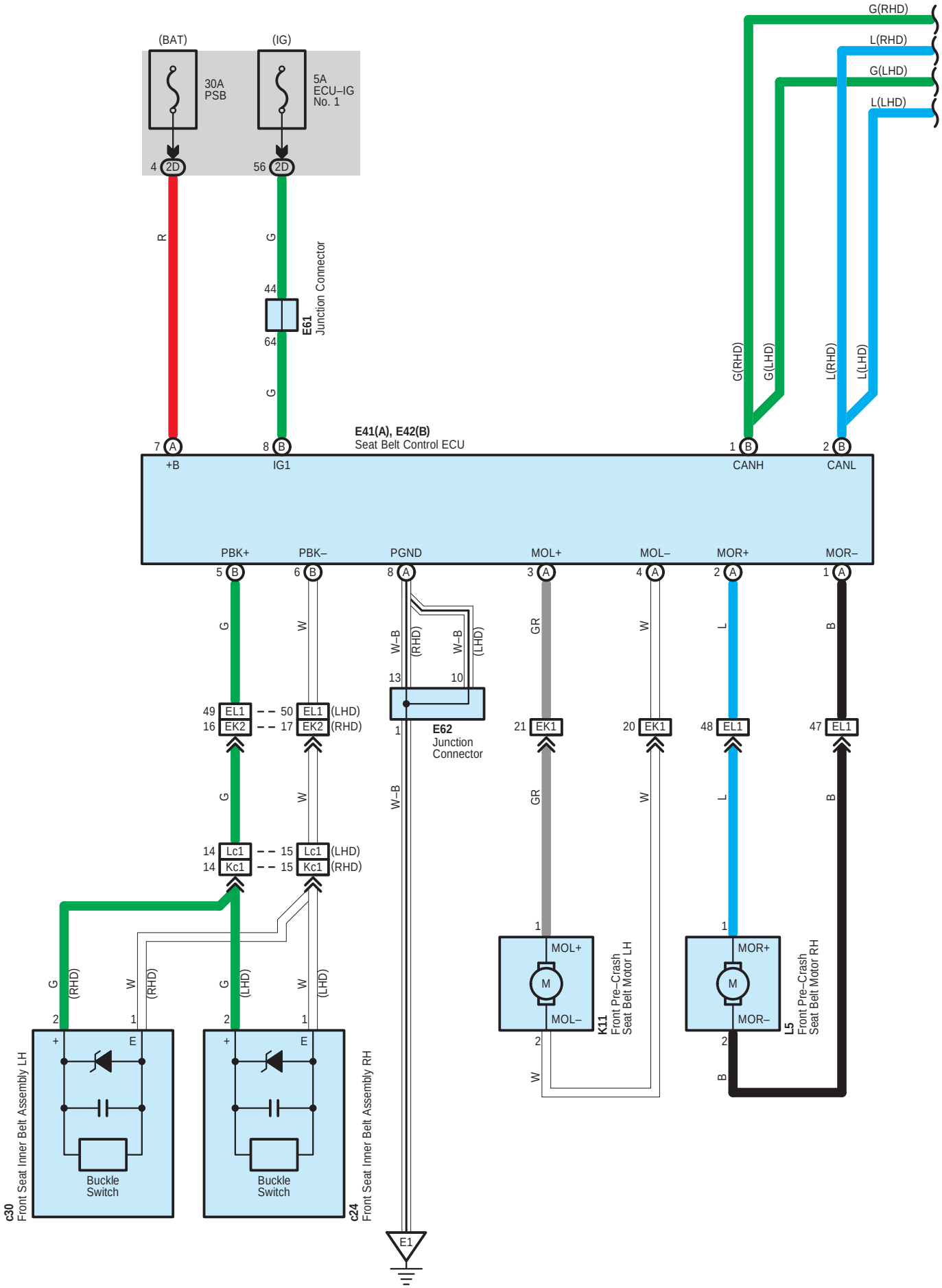
(BAT)
(IG)
30A
PSB
5A
ECU–IG
No. 1
4 2D
56 2D
R
G
44
64
E61
Junction Connector
G
G(RHD)
L(RHD)
G(LHD)
L(LHD)
G(RHD)
G(LHD)
L(RHD)
L(LHD)
E41(A), E42(B)
Seat Belt Control ECU
7 A
8 B
1 B
2 B
+B
IG1
CANH
CANL
PBK+
PBK–
PGND
MOL+
MOL–
MOR+
MOR–
5 B
6 B
8 A
3 A
4 A
2 A
1 A
G
W
W–B
(RHD)
W–B
(LHD)
GR
W
L
B
13
10
1
E62
Junction
Connector
49 EL1
16 EK2
50 EL1 (LHD)
17 EK2 (RHD)
21 EK1
20 EK1
48 EL1
47 EL1
14 Lc1
14 Kc1
15 Lc1 (LHD)
15 Kc1 (RHD)
G (RHD)
W (RHD)
G (LHD)
W (LHD)
MOL+
MOL–
M
K11
Front Pre–Crash
Seat Belt Motor LH
MOR+
MOR–
L5
Front Pre–Crash
Seat Belt Motor RH
Buckle
Switch
Buckle
Switch
c30
Front Seat Inner Belt Assembly LH
c24
Front Seat Inner Belt Assembly RH
E1

G(RHD)
L(RHD)
G(LHD)
L(LHD)
G(RHD)
L(RHD)
G(LHD)
L(LHD)

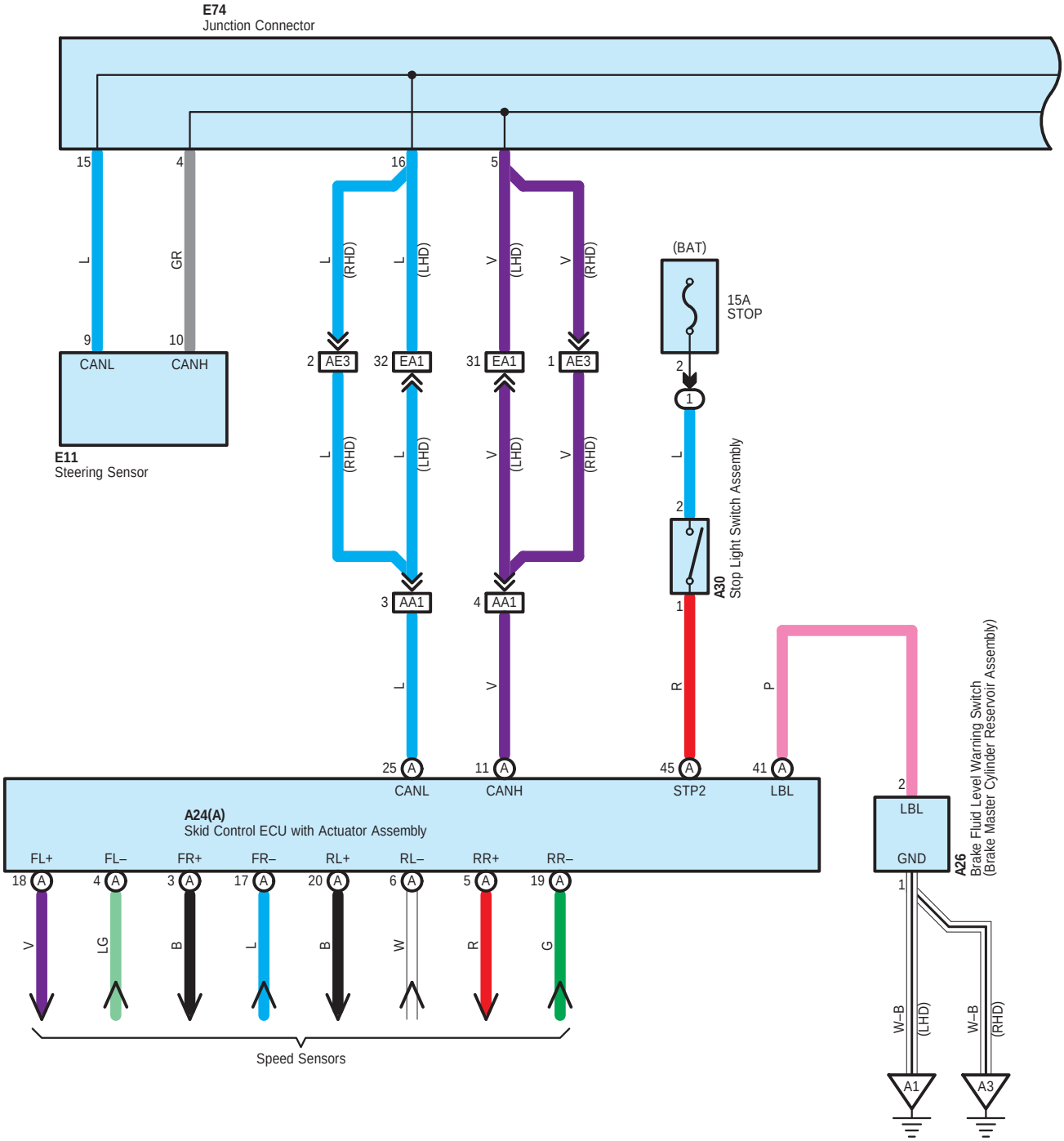
E74
Junction Connector
15
4
16
5
L
GR
L (RHD)
L (LHD)
V (LHD)
V (RHD)
9
10
CANL
CANH
E11
Steering Sensor
2 AE3
32 EA1
31 EA1
1 AE3
L (RHD)
L (LHD)
V (LHD)
V (RHD)
3 AA1
4 AA1
L
V
25 A
11 A
CANL
CANH
(BAT)
15A
STOP
2
1
L
2
1
A30
Stop Light Switch Assembly
R
P
45 A
41 A
STP2
LBL
A24(A)
Skid Control ECU with Actuator Assembly
FL+
FL–
FR+
FR–
RL+
RL–
RR+
RR–
18 A
4 A
3 A
17 A
20 A
6 A
5 A
19 A
V
LG
B
L
B
W
R
G
Speed Sensors
2
LBL
GND
1
A26
Brake Fluid Level Warning Switch
(Brake Master Cylinder Reservoir Assembly)
W–B (LHD)
W–B (RHD)
A1
A3

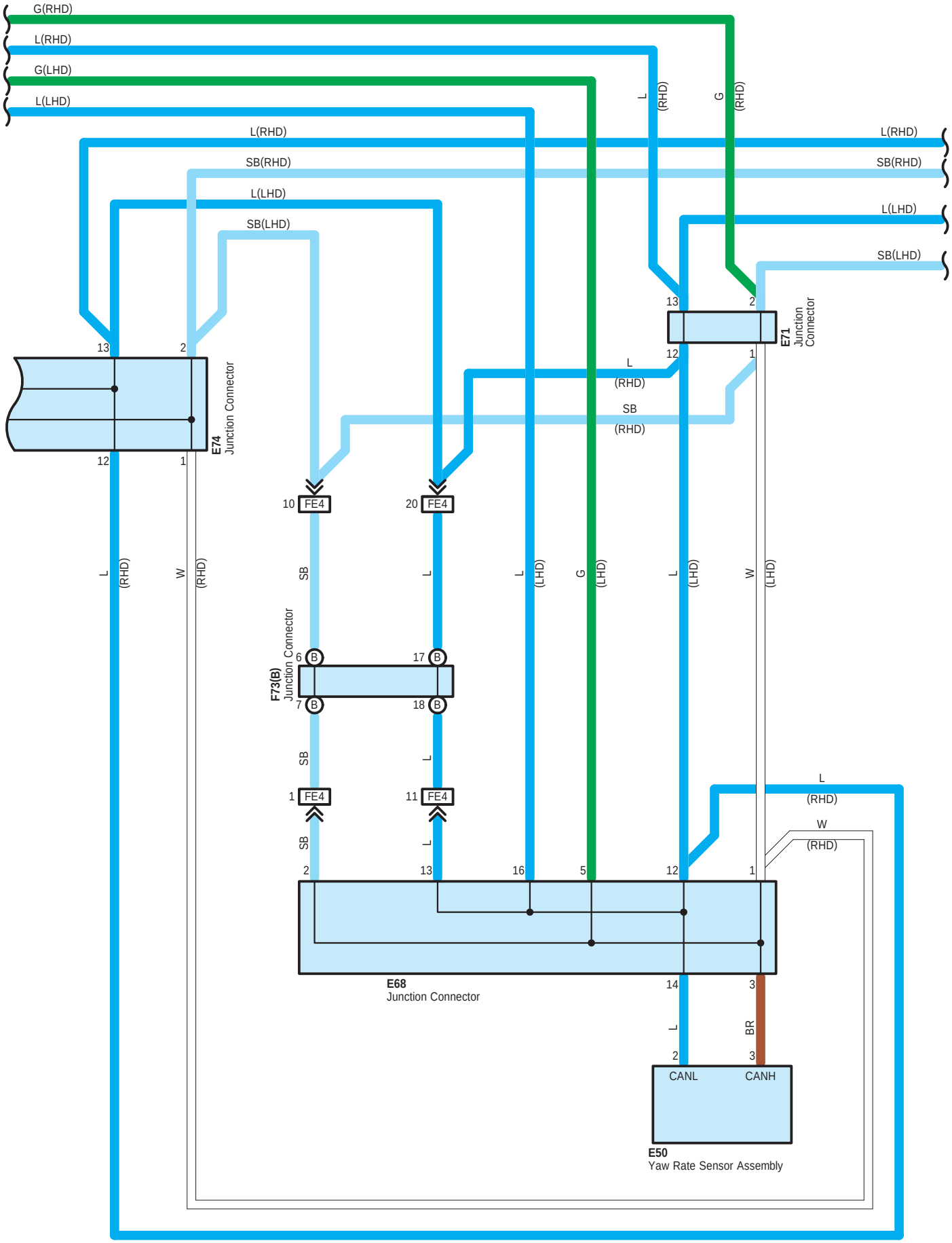
G(RHD)
L(RHD)
G(LHD)
L(LHD)
L(RHD)
SB(RHD)
L(LHD)
SB(LHD)
L (RHD)
G (RHD)
L(RHD)
SB(RHD)
L(LHD)
SB(LHD)
13
2
E71
Junction Connector
12
1
L
(RHD)
SB
(RHD)
13
2
E74
Junction Connector
12
1
10 FE4
20 FE4
L (RHD)
W (RHD)
SB
L
L (LHD)
G (LHD)
L (LHD)
W (LHD)
F73(B)
Junction Connector
6 B
17 B
7 B
18 B
SB
L
1 FE4
11 FE4
SB
L
L
(RHD)
W
(RHD)
2
13
16
5
12
1
E68
Junction Connector
14
3
L
BR
2
3
CANL
CANH
E50
Yaw Rate Sensor Assembly

＊2 : w/ Curtain Shield Airbag
＊3 : w/o Curtain Shield Airbag

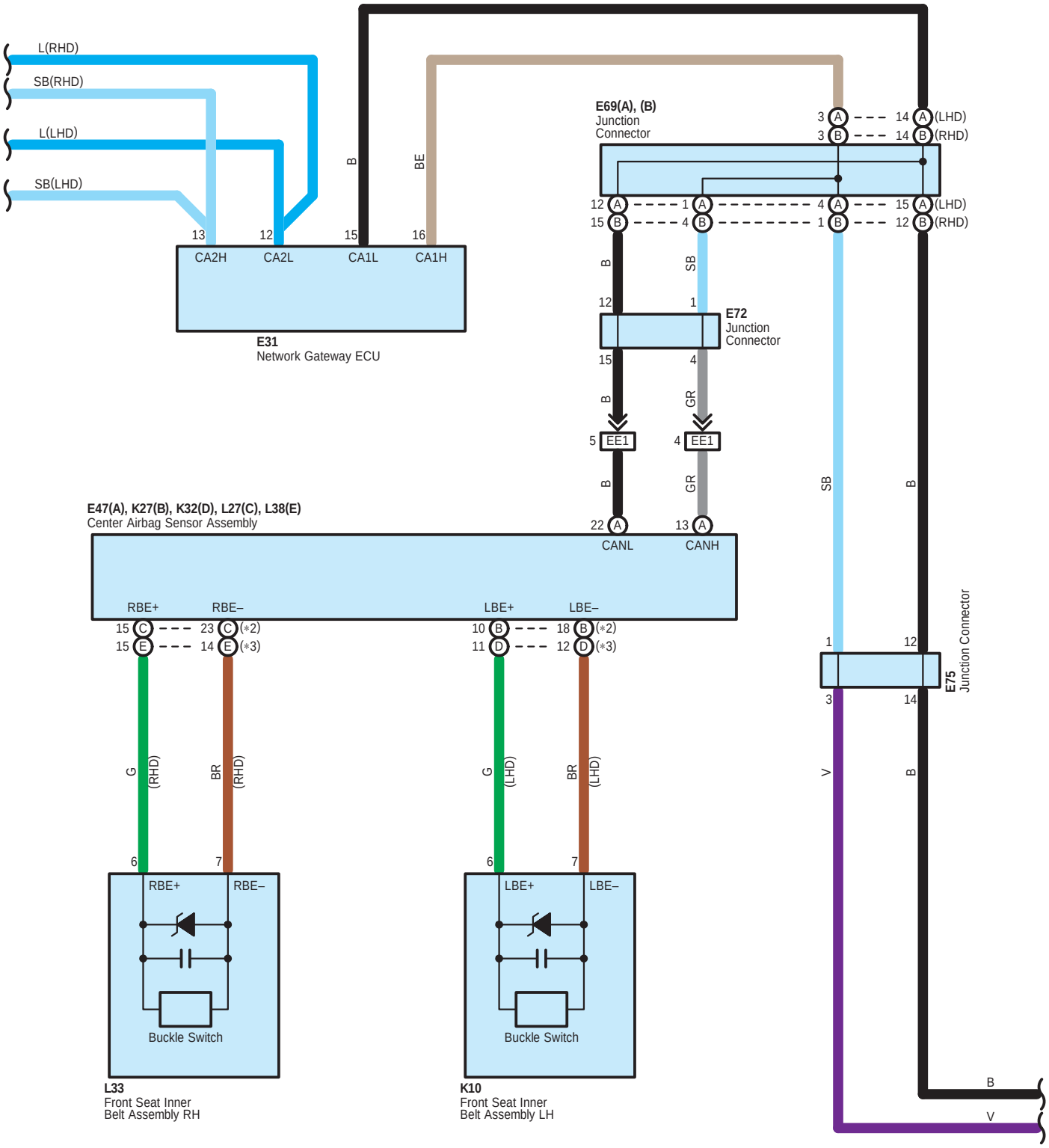

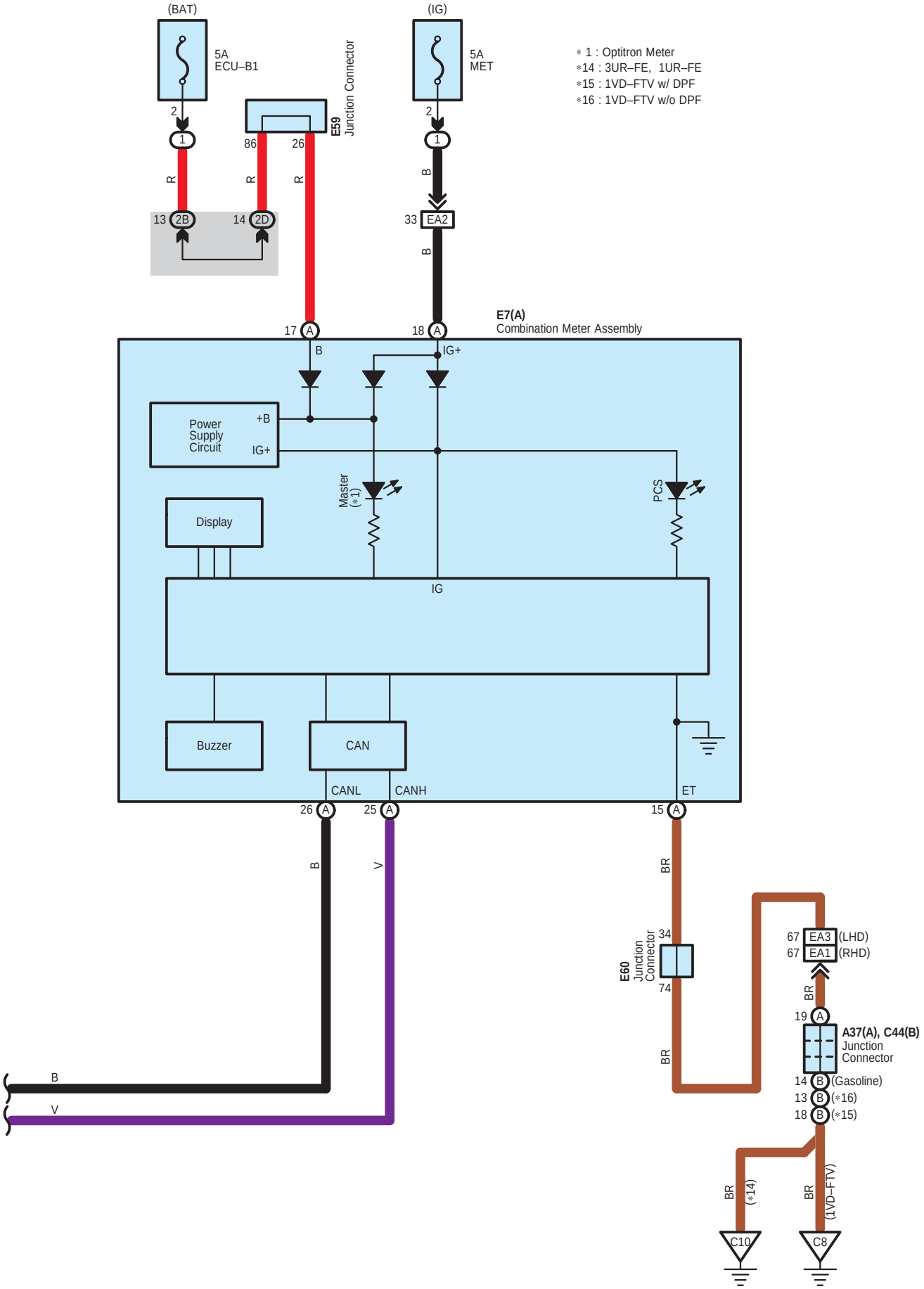
(BAT)
5A
ECU–B1
(IG)
5A
MET
∗1 : Optitron Meter
∗14 : 3UR–FE, 1UR–FE
∗15 : 1VD–FTV w/ DPF
∗16 : 1VD–FTV w/o DPF
E59
Junction Connector
86
26
2
1
R
13 2B
14 2D
33 EA2
B
17 A
18 A
E7(A)
Combination Meter Assembly
IG+
Power Supply Circuit
+B
IG+
Master (∗1)
PCS
Display
IG
Buzzer
CAN
CANL
CANH
ET
26 A
25 A
15 A
V
BR
34
74
E60
Junction Connector
67 EA3 (LHD)
67 EA1 (RHD)
19 A
A37(A), C44(B)
Junction Connector
14 B (Gasoline)
13 B (∗16)
18 B (∗15)
(∗14)
(1VD–FTV)
C10
C8

A 24
Black

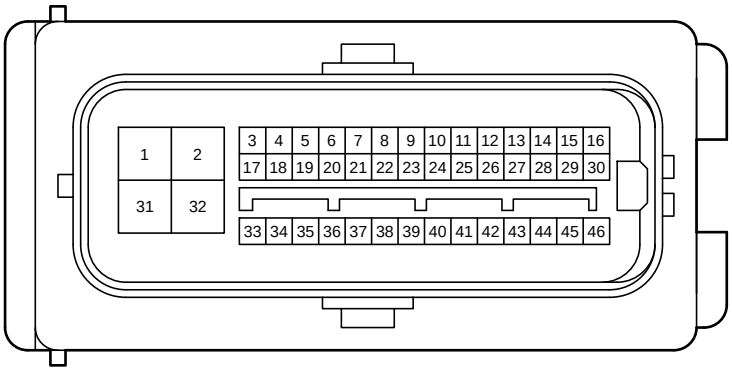

A 26
Gray

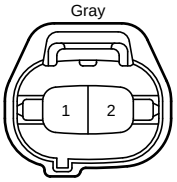

A 30
Gray

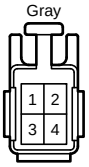

A 37
Blue

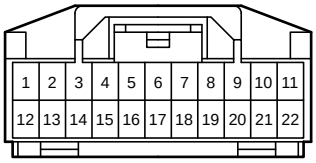

C 44
Blue

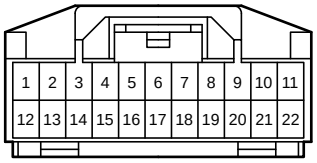

E 7
White

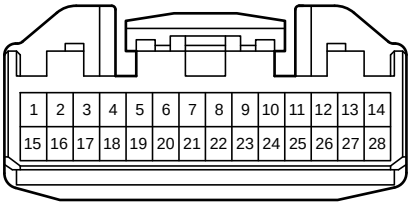

E 11
Gray

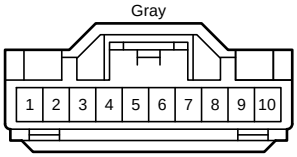

E 31
White

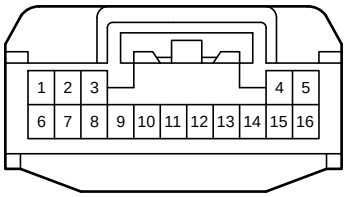

E 41
White

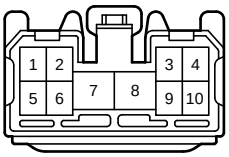

E 42
White

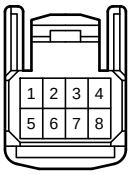

E 47
Yellow

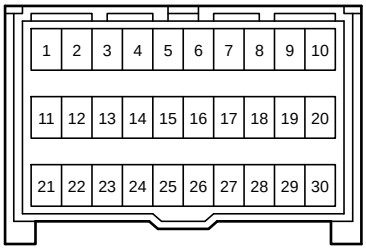

E 50
Black



E 59

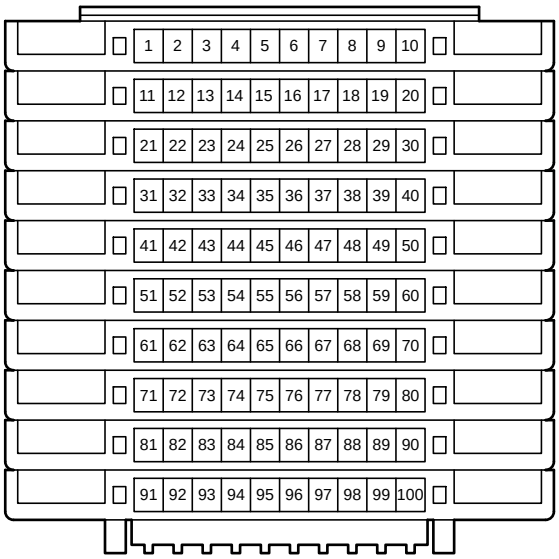

E 60

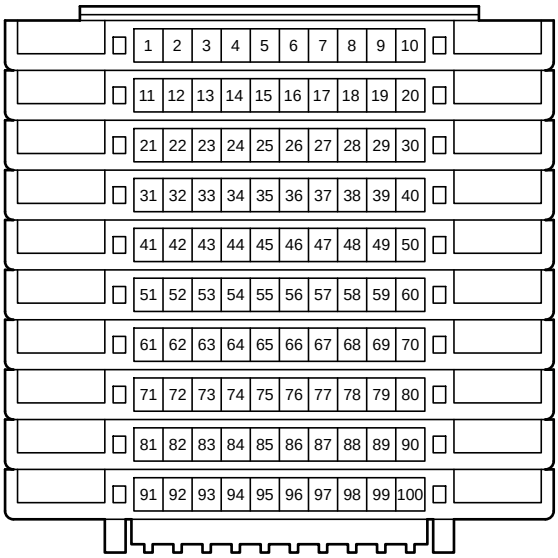

E 61

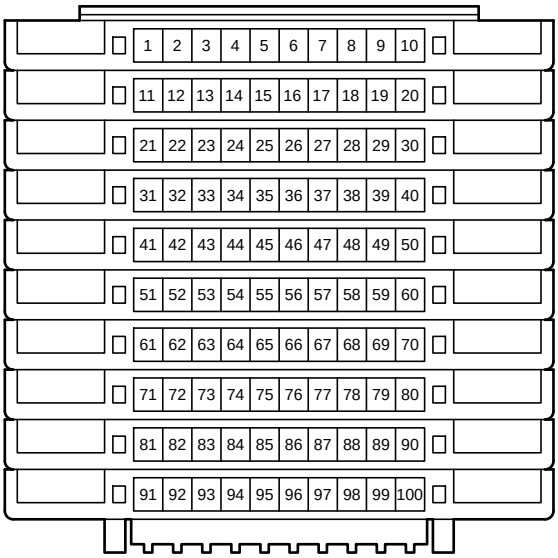

E 62
White

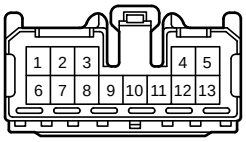

E 68
Gray

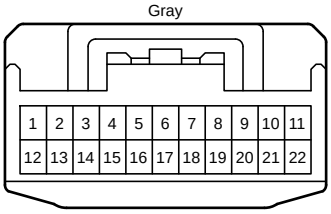

E 69
Gray

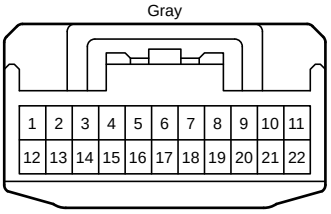

E 71
Gray

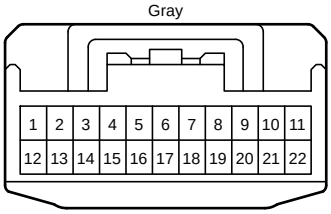

E 72
Gray

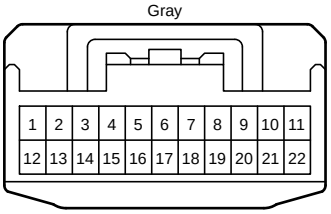

E 74
Gray

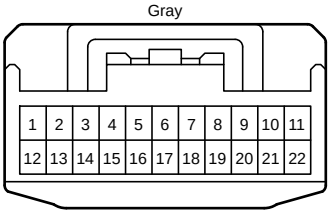

E 75
Gray

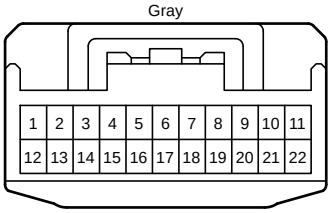

F 73
Blue

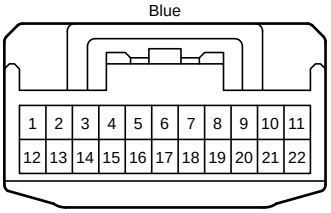

K 10
Gray

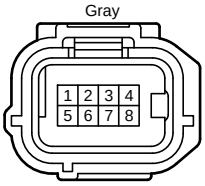

K 11
White



K 27
Yellow

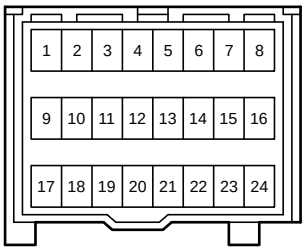

K 32
Yellow

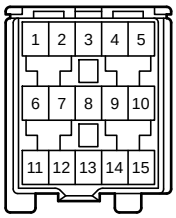

L 5
White

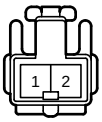

L 27
Yellow

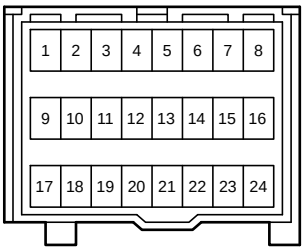

L 33
Gray

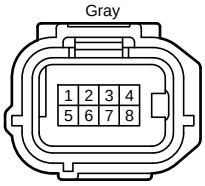

L 38
Yellow

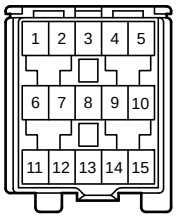

c 24
Gray

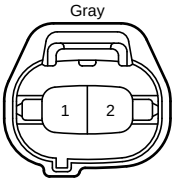

c 30
White

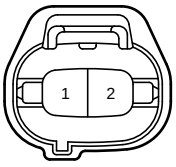

2B
White

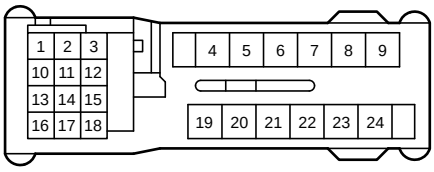

2D
White

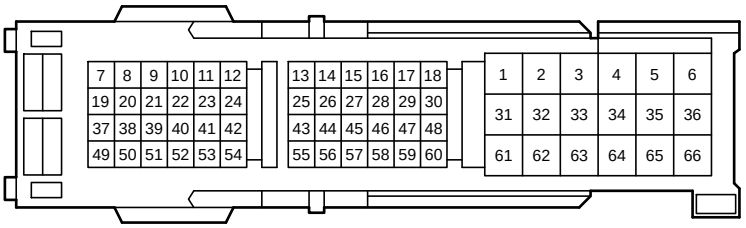

AA1
Gray

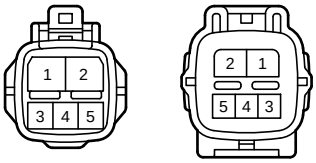

AE3
Gray

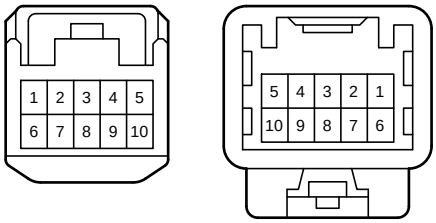

EA1
White

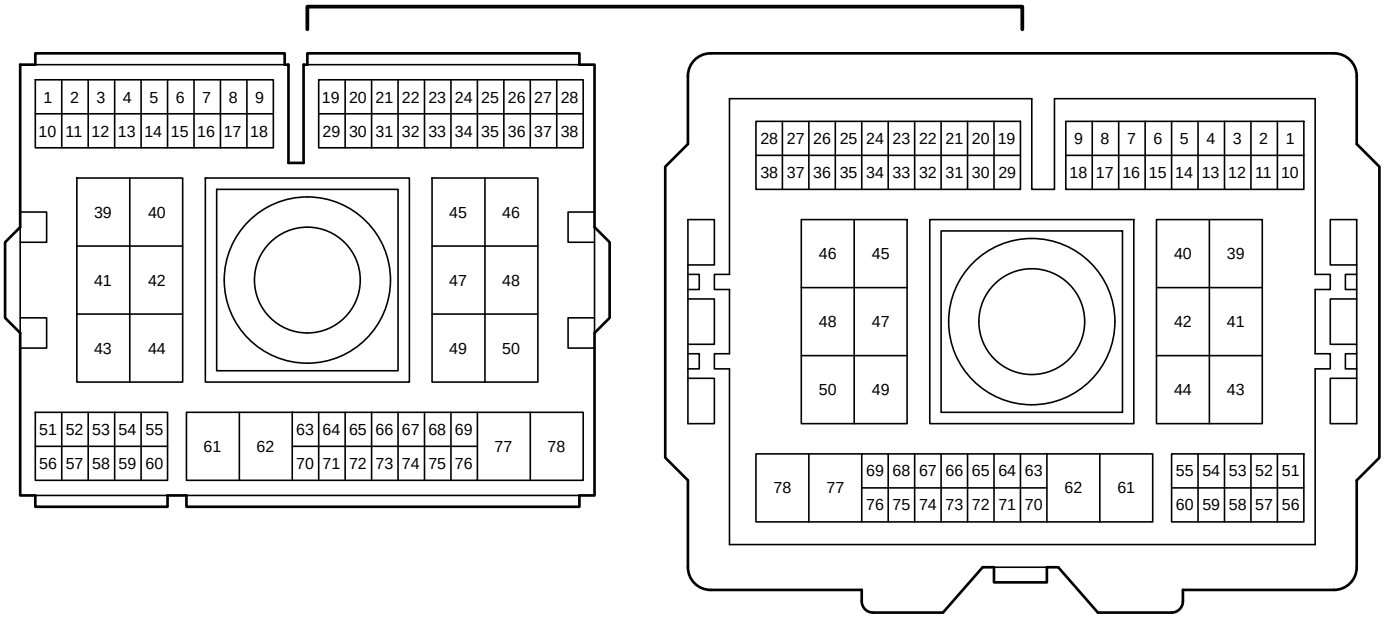

EA2

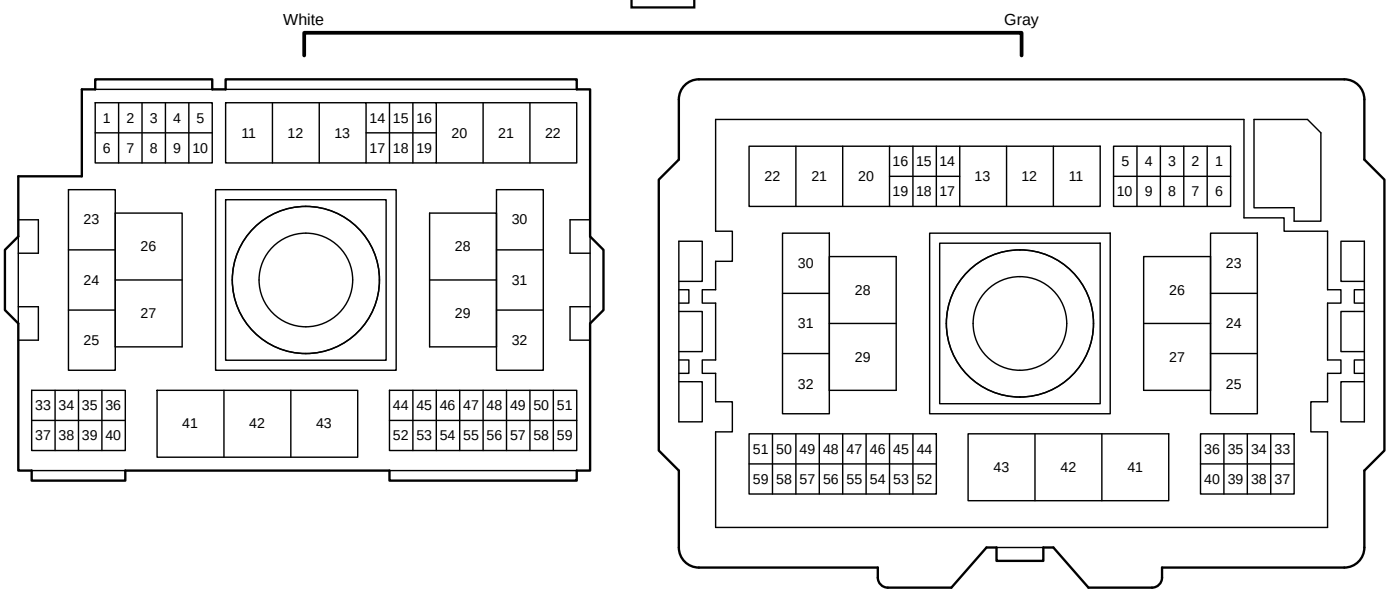

EA3

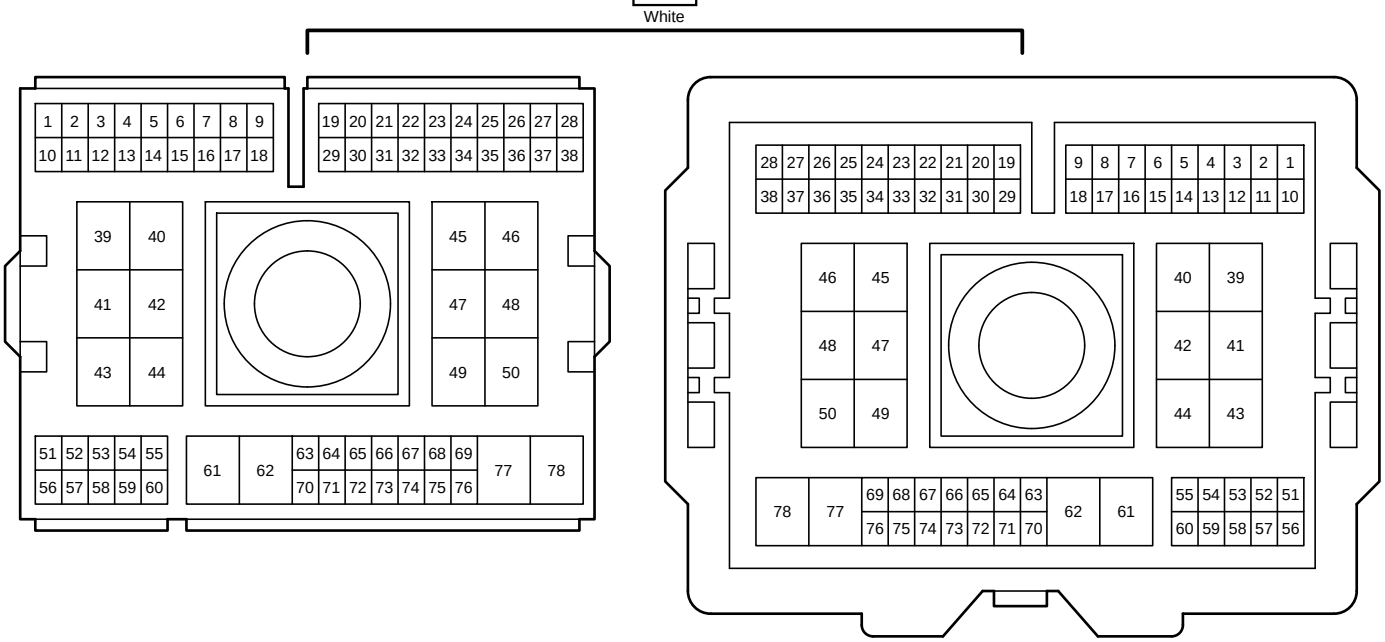

EE1

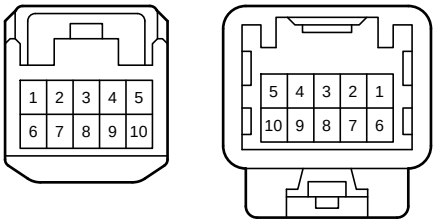

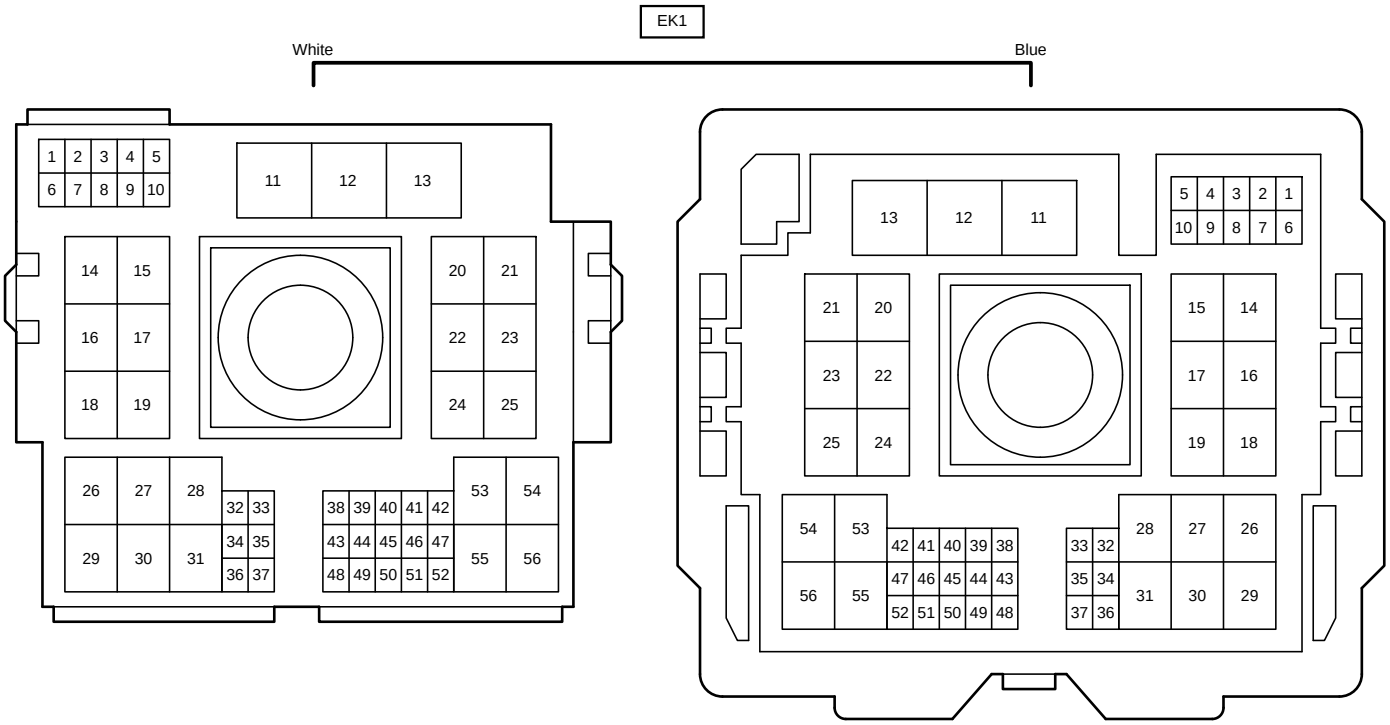
EK1
White
Blue

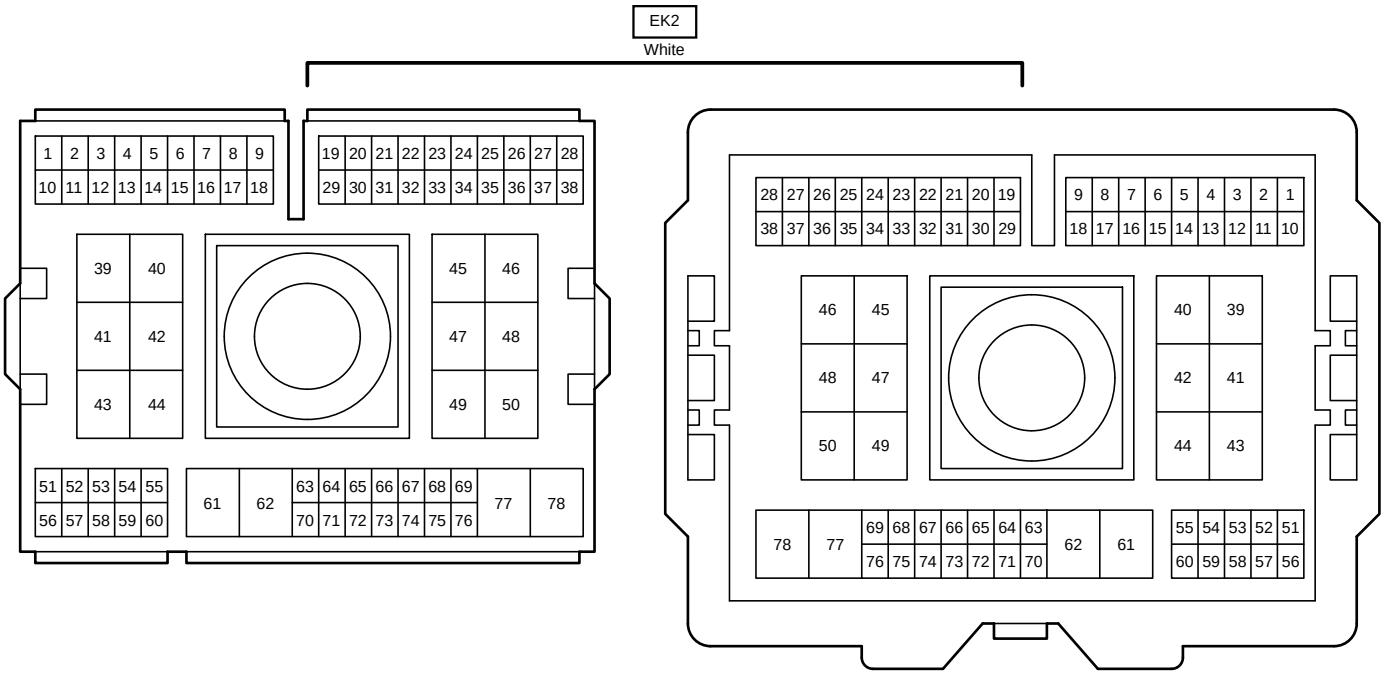
EK2
White

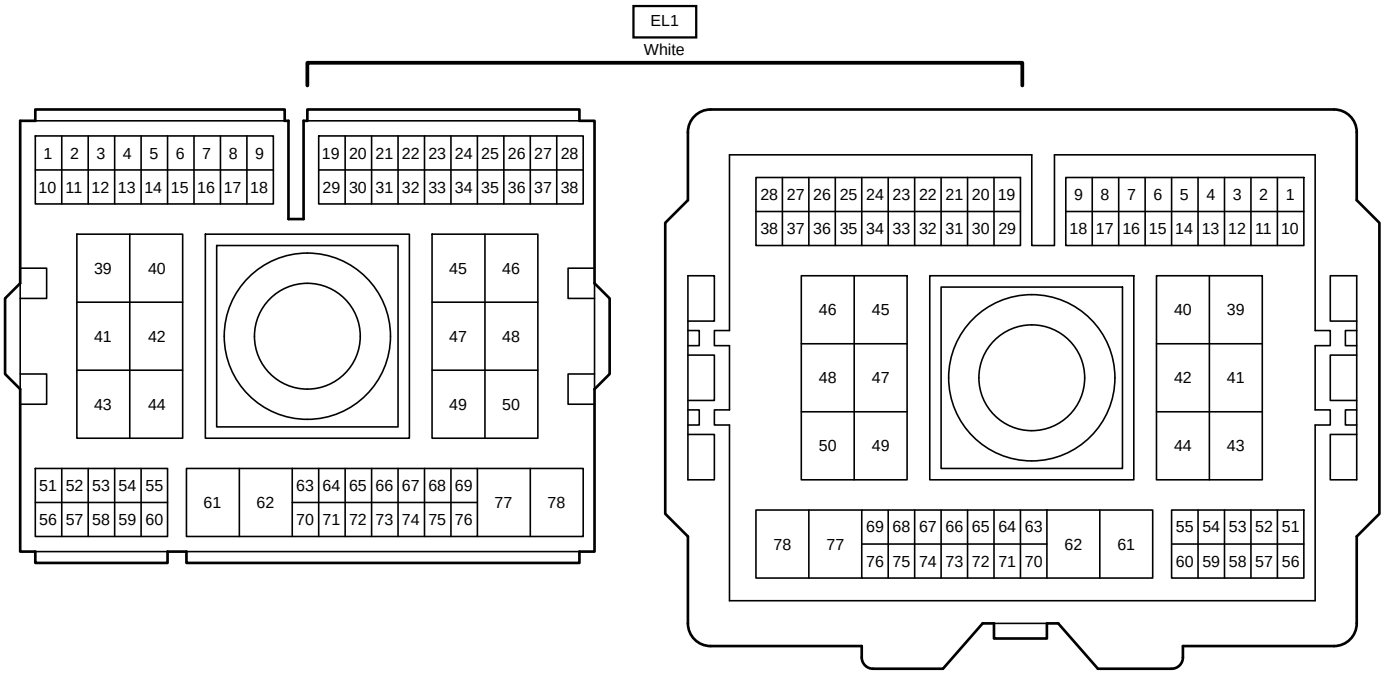
EL1
White
1 2 3 4 5 6 7 8 9
10 11 12 13 14 15 16 17 18
19 20 21 22 23 24 25 26 27 28
29 30 31 32 33 34 35 36 37 38
39 40
41 42
43 44
45 46
47 48
49 50
51 52 53 54 55
56 57 58 59 60
61 62
63 64 65 66 67 68 69
70 71 72 73 74 75 76
77 78
28 27 26 25 24 23 22 21 20 19
38 37 36 35 34 33 32 31 30 29
9 8 7 6 5 4 3 2 1
18 17 16 15 14 13 12 11 10
46 45
48 47
50 49
40 39
42 41
44 43
78 77
69 68 67 66 65 64 63
76 75 74 73 72 71 70
62 61
55 54 53 52 51
60 59 58 57 56

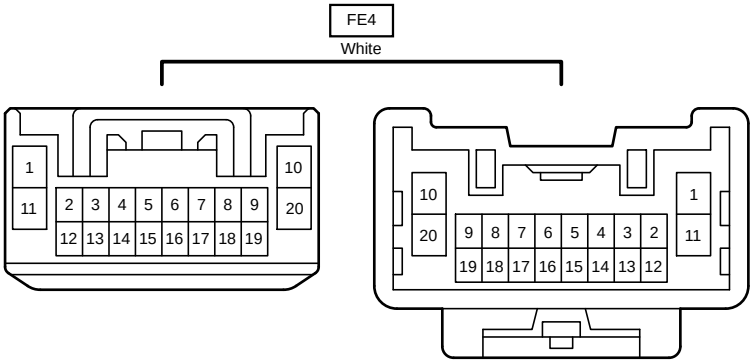
FE4
White
1
11
10
20
2 3 4 5 6 7 8 9
12 13 14 15 16 17 18 19
10
20
1
11
9 8 7 6 5 4 3 2
19 18 17 16 15 14 13 12

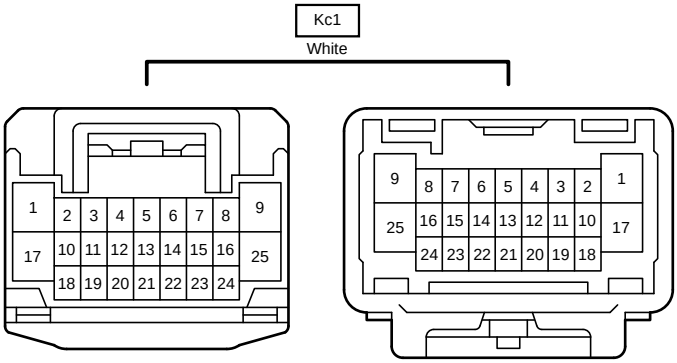
Kc1
White
1
17
2 3 4 5 6 7 8
10 11 12 13 14 15 16
18 19 20 21 22 23 24
9
25
9
25
8 7 6 5 4 3 2
16 15 14 13 12 11 10
24 23 22 21 20 19 18
1
17

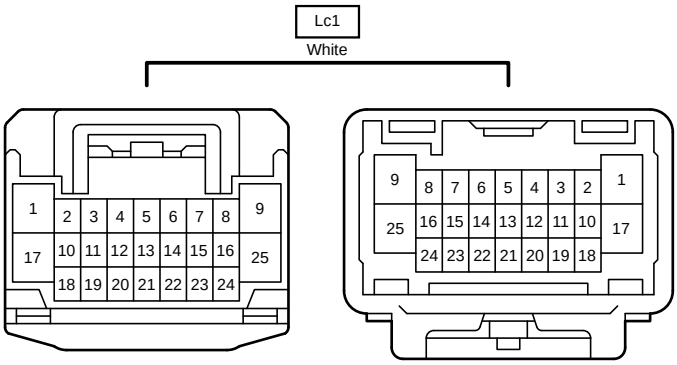
Lc1
White
1
2
3
4
5
6
7
8
9
17
10
11
12
13
14
15
16
25
18
19
20
21
22
23
24
9
8
7
6
5
4
3
2
1
25
16
15
14
13
12
11
10
17
24
23
22
21
20
19
18