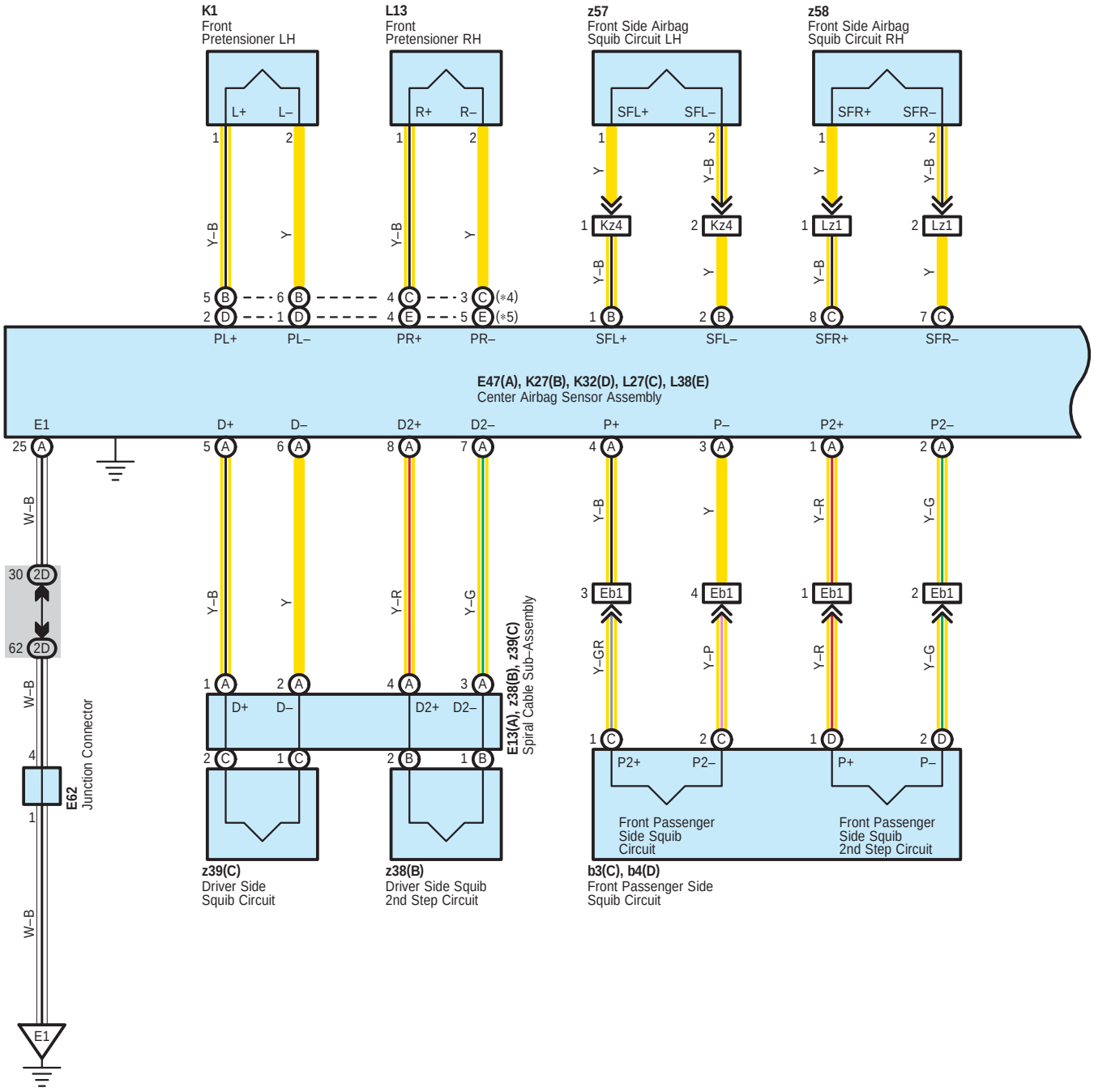
K1
Front
Pretensioner LH
L13
Front
Pretensioner RH
z57
Front Side Airbag
Squib Circuit LH
z58
Front Side Airbag
Squib Circuit RH
L+
L–
R+
R–
SFL+
SFL–
SFR+
SFR–
Y–B
Y
Kz4
Lz1
(*4)
(*5)
PL+
PL–
PR+
PR–
SFL+
SFL–
SFR+
SFR–
E47(A), K27(B), K32(D), L27(C), L38(E)
Center Airbag Sensor Assembly
E1
D+
D–
D2+
D2–
P+
P–
P2+
P2–
W–B
2D
Y–R
Y–G
Eb1
Y–GR
Y–P
E13(A), z38(B), z39(C)
Spiral Cable Sub–Assembly
E62
Junction Connector
Front Passenger
Side Squib
Circuit
Front Passenger
Side Squib
2nd Step Circuit
z39(C)
Driver Side
Squib Circuit
z38(B)
Driver Side Squib
2nd Step Circuit
b3(C), b4(D)
Front Passenger Side
Squib Circuit

∗ 4 : w/ Curtain Shield Airbag
∗ 5 : w/o Curtain Shield Airbag
∗13 : Liftgate Type
∗14 : Swing Type

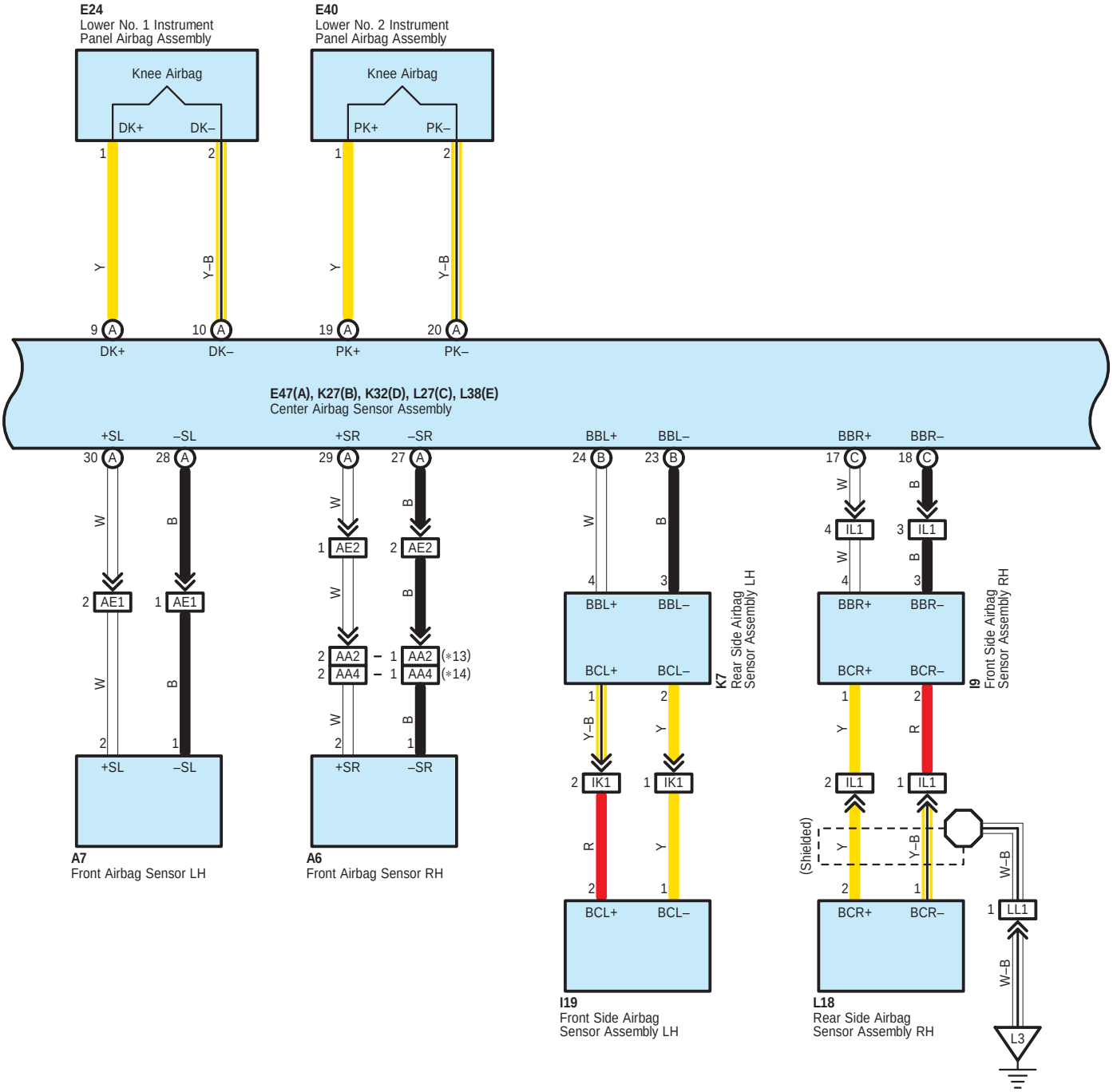

* 1 : w/ Airbag Cutoff Switch
* 2 : w/o Multi–Display w/ Stereo Component Amplifier
* 3 : w/o Multi–Display w/o Stereo Component Amplifier
* 4 : w/ Curtain Shield Airbag
* 5 : w/o Curtain Shield Airbag
* 6 : w/ Multi–Display

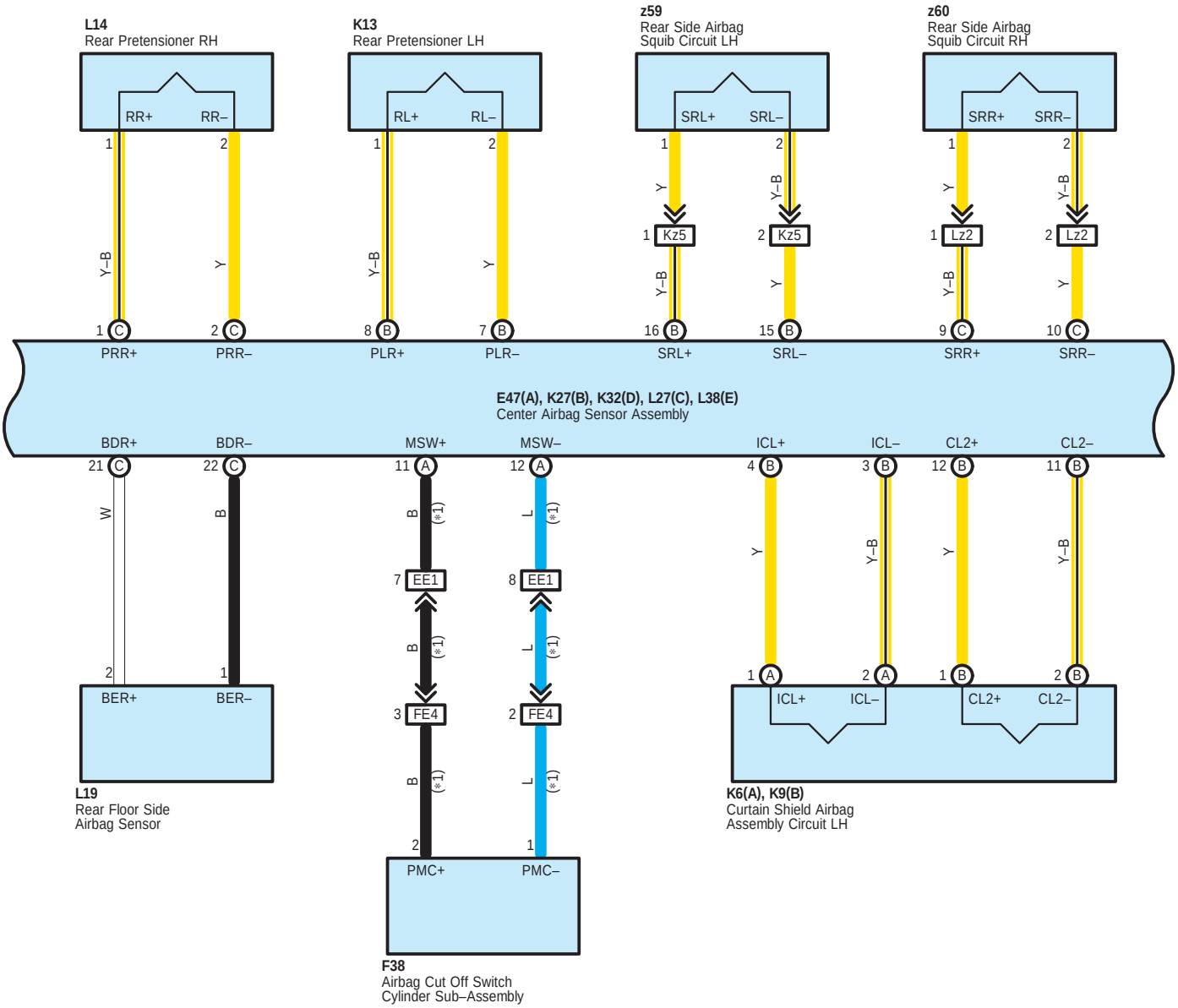

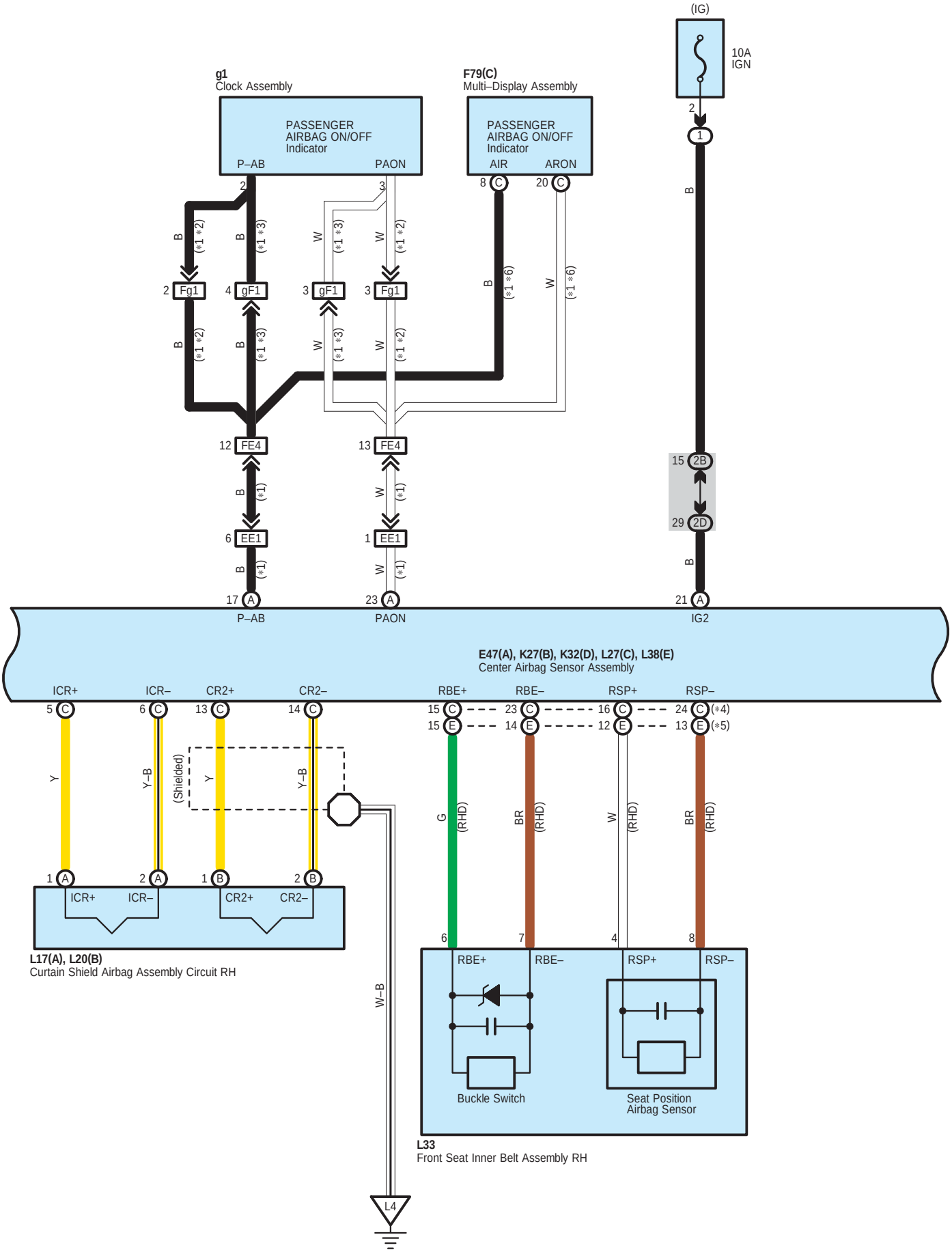
(IG)
10A
IGN
g1
Clock Assembly
PASSENGER
AIRBAG ON/OFF
Indicator
P–AB
PAON
F79(C)
Multi–Display Assembly
PASSENGER
AIRBAG ON/OFF
Indicator
AIR
ARON
Fg1
gF1
FE4
EE1
2B
2D
P–AB
PAON
IG2
E47(A), K27(B), K32(D), L27(C), L38(E)
Center Airbag Sensor Assembly
ICR+
ICR–
CR2+
CR2–
RBE+
RBE–
RSP+
RSP–
(Shielded)
(RHD)
L17(A), L20(B)
Curtain Shield Airbag Assembly Circuit RH
W–B
L4
Buckle Switch
Seat Position
Airbag Sensor
L33
Front Seat Inner Belt Assembly RH

∗ 4 : w/ Curtain Shield Airbag
∗ 5 : w/o Curtain Shield Airbag
∗11 : w/ VSC
∗12 : w/o VSC
∗21 : 1UR–FE, 1GR–FE
∗22 : 1VD–FTV
∗23 : 3UR–FE, 1UR–FE, 1GR–FE
∗30 : LHD Before Aug. 2013 Production, RHD
∗31 : LHD From Aug. 2013 Production
∗32 : From Aug. 2013 Production G. C. C.

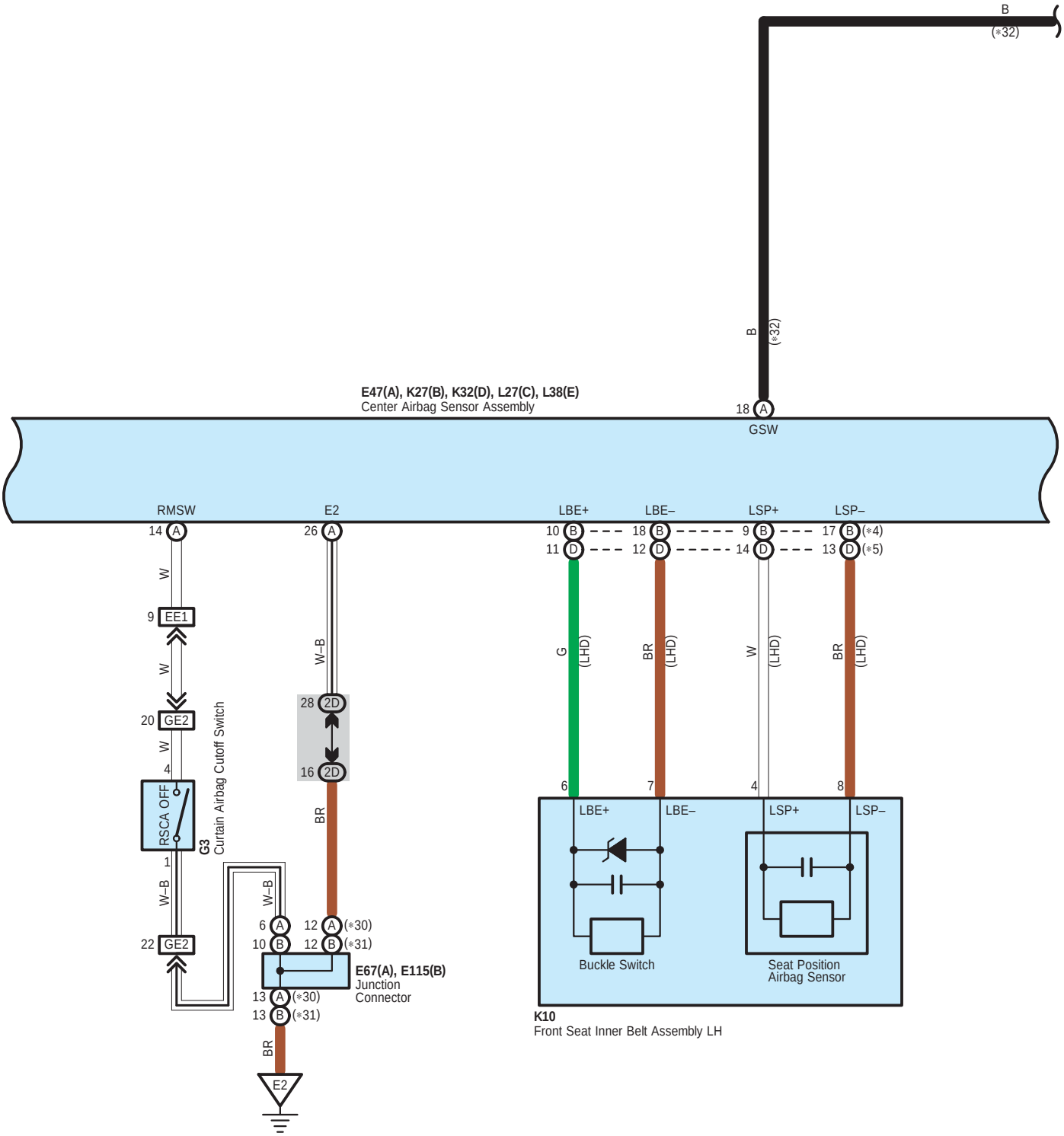

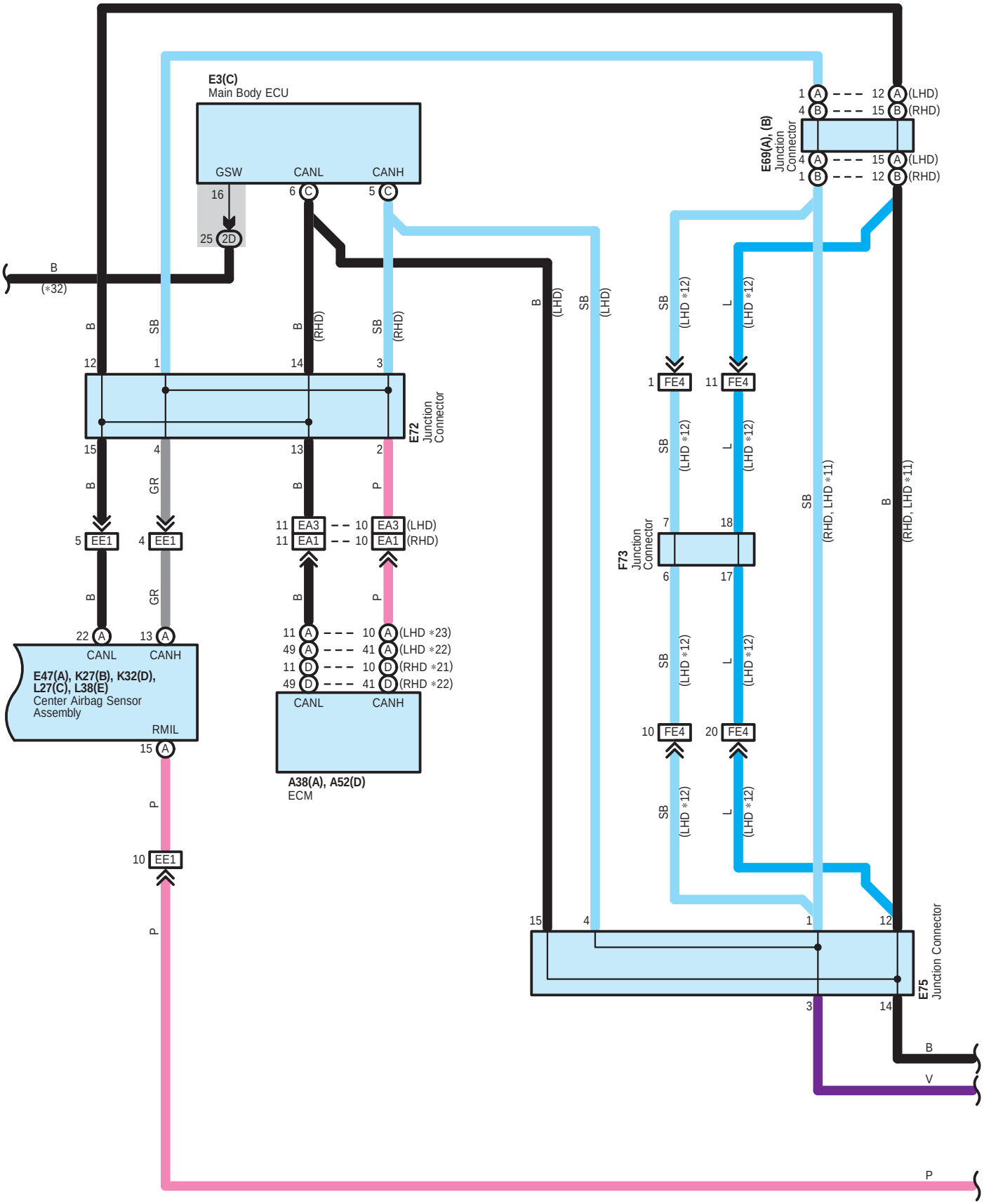
E3(C)
Main Body ECU
GSW
CANL
CANH
16
25 2D
6 C
5 C
B
(*32)
B
SB
B (RHD)
SB (RHD)
B (LHD)
SB (LHD)
SB (LHD *12)
L (LHD *12)
12
1
14
3
E72
Junction
Connector
15
4
13
2
B
GR
B
P
5 EE1
4 EE1
11 EA3
11 EA1
10 EA3 (LHD)
10 EA1 (RHD)
22 A
13 A
CANL
CANH
E47(A), K27(B), K32(D),
L27(C), L38(E)
Center Airbag Sensor
Assembly
RMIL
15 A
11 A
49 A
11 D
49 D
10 A (LHD *23)
41 A (LHD *22)
10 D (RHD *21)
41 D (RHD *22)
CANL
CANH
A38(A), A52(D)
ECM
10 EE1
1 FE4
11 FE4
10 FE4
20 FE4
7
18
6
17
F73
Junction
Connector
SB (RHD, LHD *11)
B (RHD, LHD *11)
1 A
4 B
12 A (LHD)
15 B (RHD)
E69(A), (B)
Junction
Connector
4 A
1 B
15 A (LHD)
12 B (RHD)
15
4
1
12
3
14
E75
Junction Connector
B
V
P

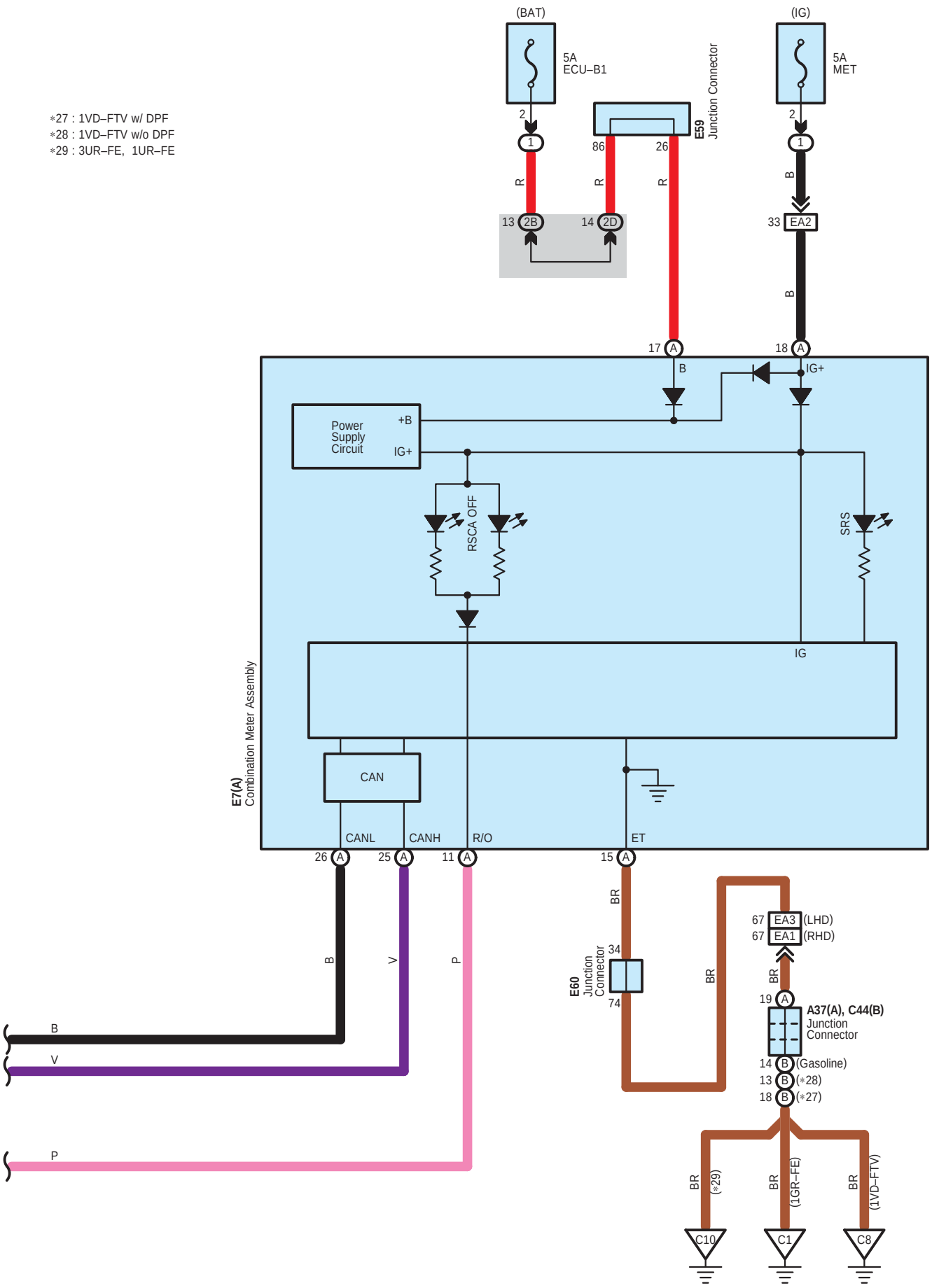
*27 : 1VD–FTV w/ DPF
*28 : 1VD–FTV w/o DPF
*29 : 3UR–FE, 1UR–FE
(BAT)
5A
ECU–B1
(IG)
5A
MET
E59
Junction Connector
2
1
86
26
R
B
13 2B
14 2D
33 EA2
17 A
18 A
IG+
Power
Supply
Circuit
+B
IG+
RSCA OFF
SRS
IG
E7(A)
Combination Meter Assembly
CAN
CANL
CANH
R/O
ET
26 A
25 A
11 A
15 A
BR
B
V
P
E60
Junction
Connector
34
74
67 EA3 (LHD)
67 EA1 (RHD)
19 A
A37(A), C44(B)
Junction
Connector
14 B (Gasoline)
13 B (*28)
18 B (*27)
BR (*29)
BR (1GR–FE)
BR (1VD–FTV)
C10
C1
C8

A 6
Yellow

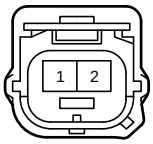

A 7
Yellow

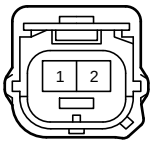

A 37
Blue

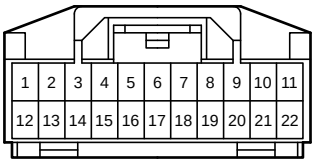

A 38
Black

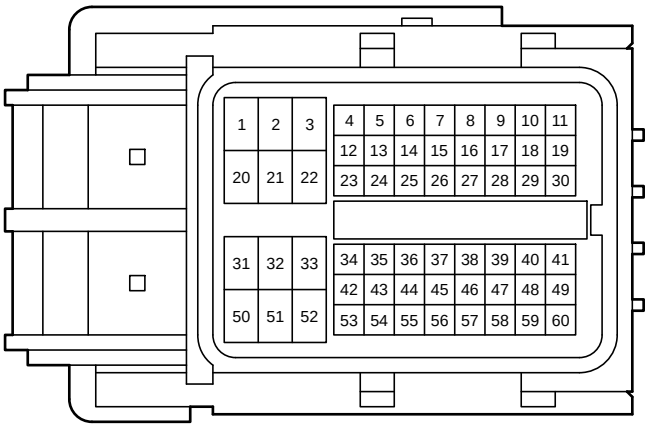

A 52
Black

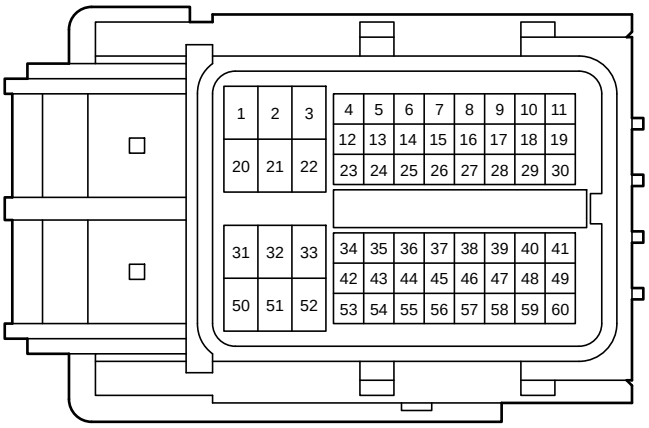

C 44
Blue

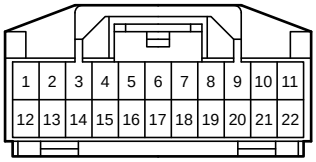

E 3
White

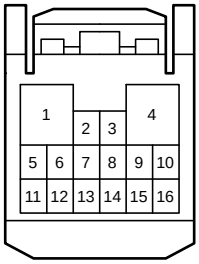

E 7
White

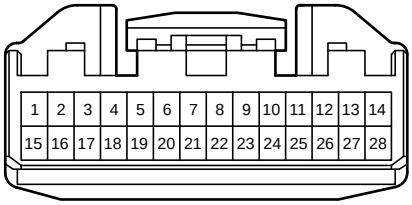

E 13
Yellow

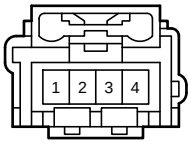

E 24
Black

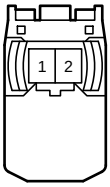

E 40
Black

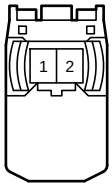

E 47
Yellow

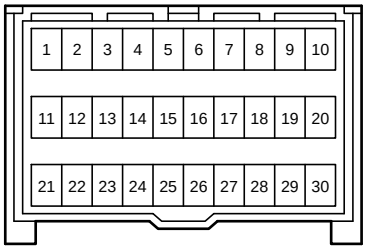

E 59

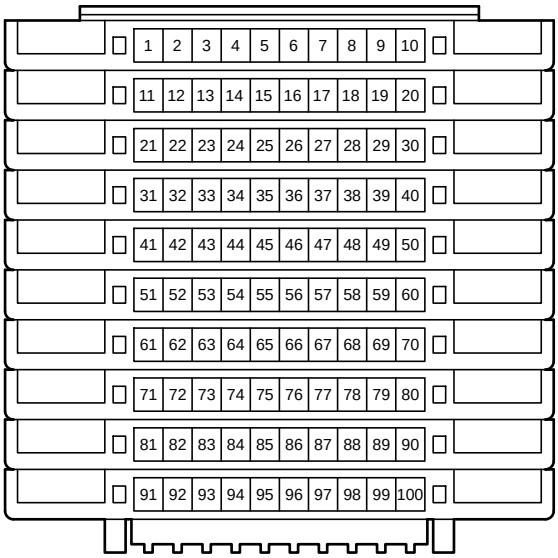

E 60

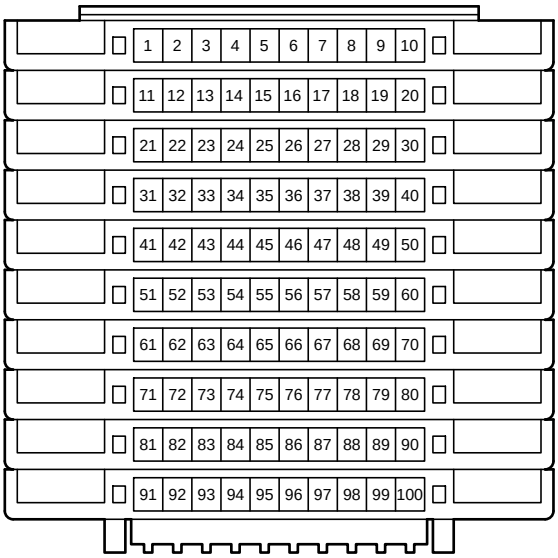

E 62
White

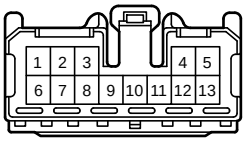

E 67
White

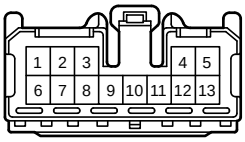

E 69
Gray

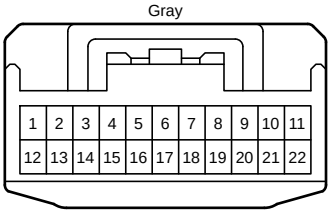

E 72
Gray

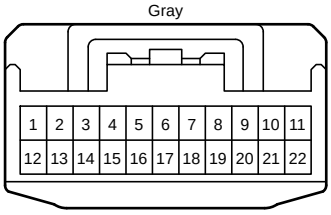

E 75
Gray

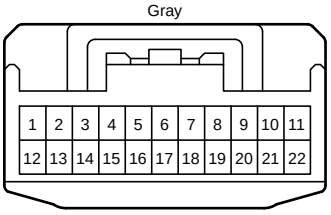

E115
White

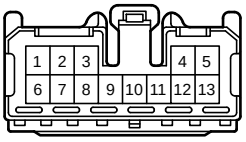

F 38
White

F 73
Blue

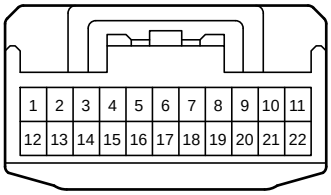

F 79
White

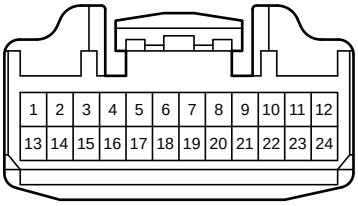

G 3
Gray

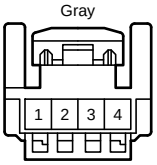

I 9
Yellow

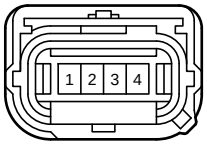

I 19
Yellow

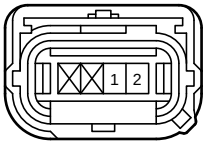

K 1
Yellow

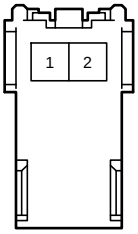

K 6
Black

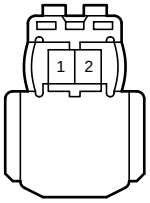

K 7
Yellow

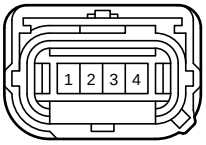

K 9
Black

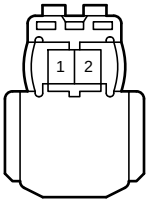

K 10
Gray

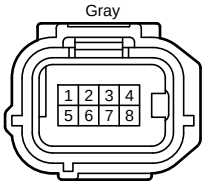

K 13
Yellow

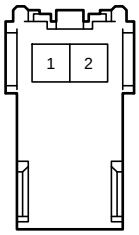

K 27
Yellow

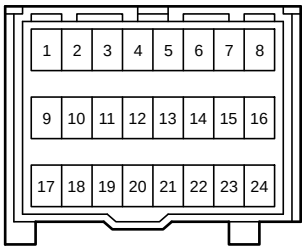

K 32
Yellow

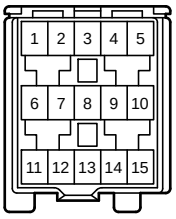

L 13
Yellow

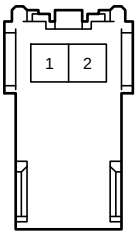

L 14
Yellow

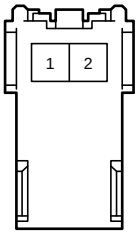

L 17
Black

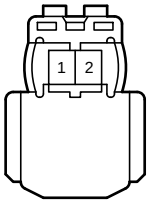

L 18
Yellow

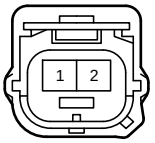

L 19
Yellow

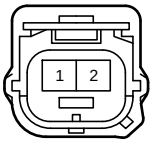

L 20
Black

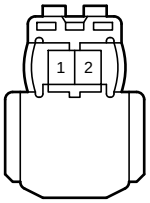

L 27
Yellow

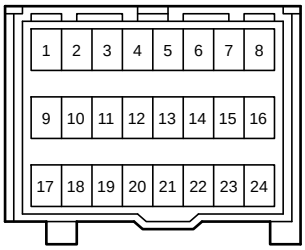

L 33
Gray

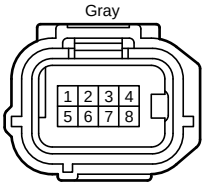

L 38
Yellow

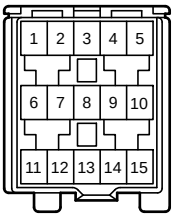

b 3
Orange

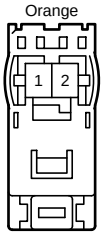

b 4
Black

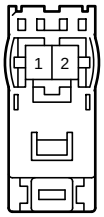

g 1
White



z 38
Black

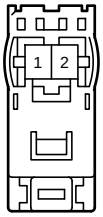

z 39
Orange

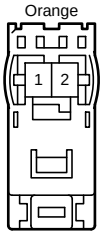

z 57
White

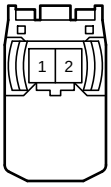

z 58
White

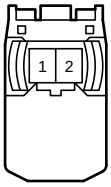

z 59
White

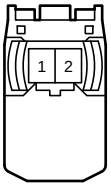

z 60
White

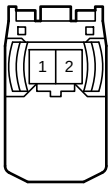

2B
White

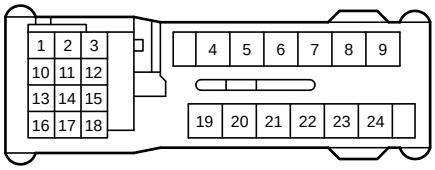

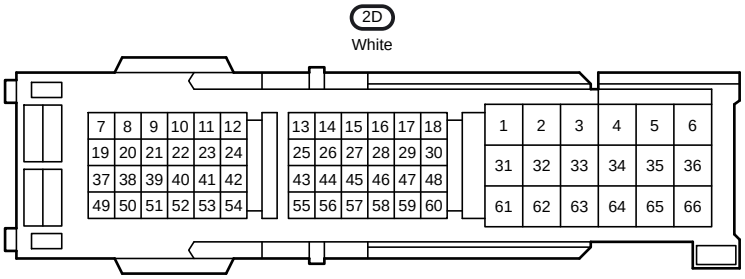
2D
White
7 8 9 10 11 12
19 20 21 22 23 24
37 38 39 40 41 42
49 50 51 52 53 54
13 14 15 16 17 18
25 26 27 28 29 30
43 44 45 46 47 48
55 56 57 58 59 60
1 2 3 4 5 6
31 32 33 34 35 36
61 62 63 64 65 66

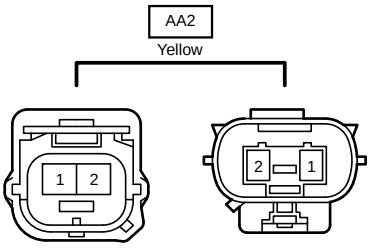
AA2
Yellow
1 2
2 1

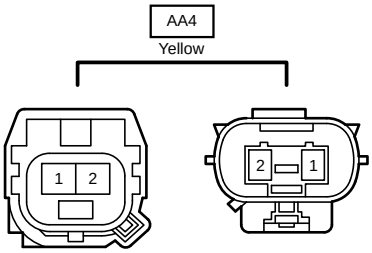
AA4
Yellow
1 2
2 1

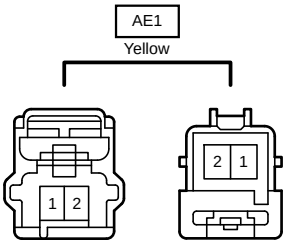
AE1
Yellow
1 2
2 1

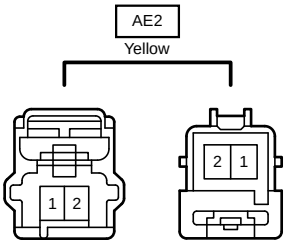
AE2
Yellow
1 2
2 1

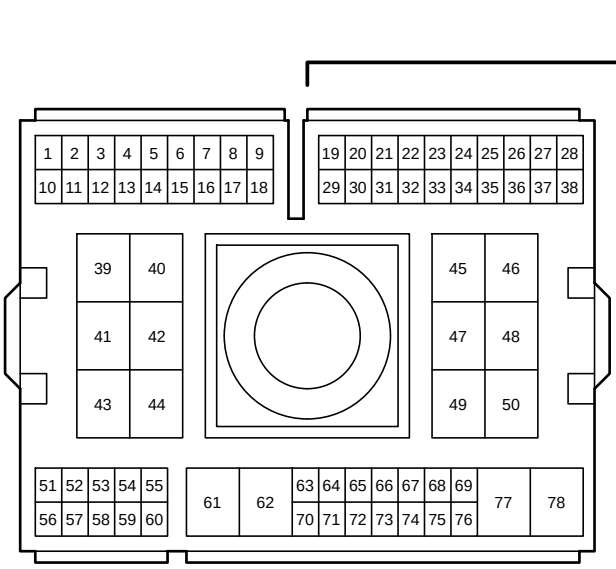
EA1
White
1 2 3 4 5 6 7 8 9
10 11 12 13 14 15 16 17 18
19 20 21 22 23 24 25 26 27 28
29 30 31 32 33 34 35 36 37 38
39 40
41 42
43 44
45 46
47 48
49 50
51 52 53 54 55
56 57 58 59 60
61 62
63 64 65 66 67 68 69
70 71 72 73 74 75 76
77 78

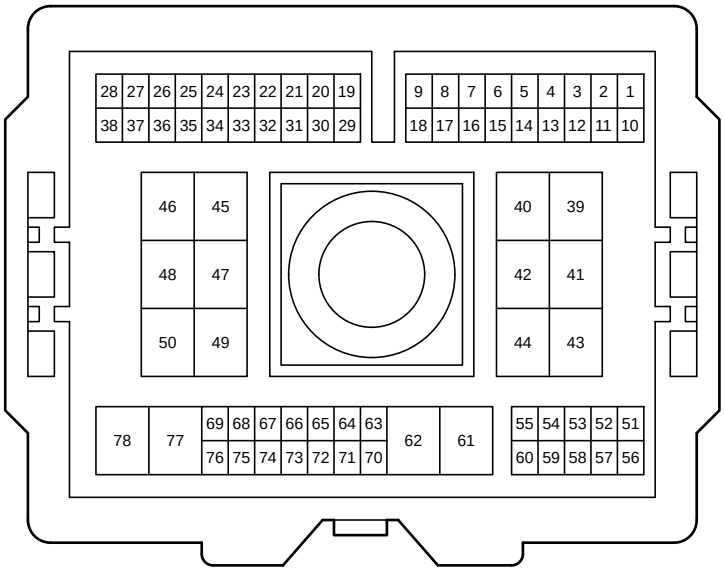
28 27 26 25 24 23 22 21 20 19
38 37 36 35 34 33 32 31 30 29
9 8 7 6 5 4 3 2 1
18 17 16 15 14 13 12 11 10
46 45
48 47
50 49
40 39
42 41
44 43
78 77
69 68 67 66 65 64 63
76 75 74 73 72 71 70
62 61
55 54 53 52 51
60 59 58 57 56

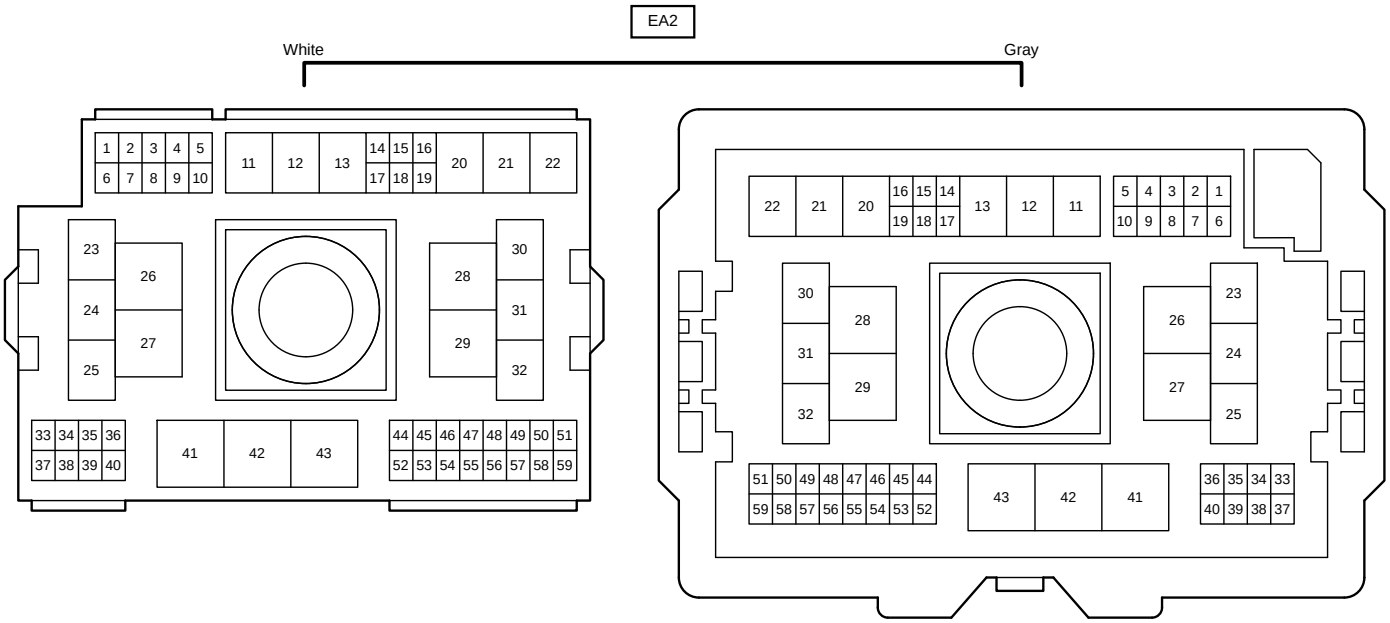
EA2
White
Gray

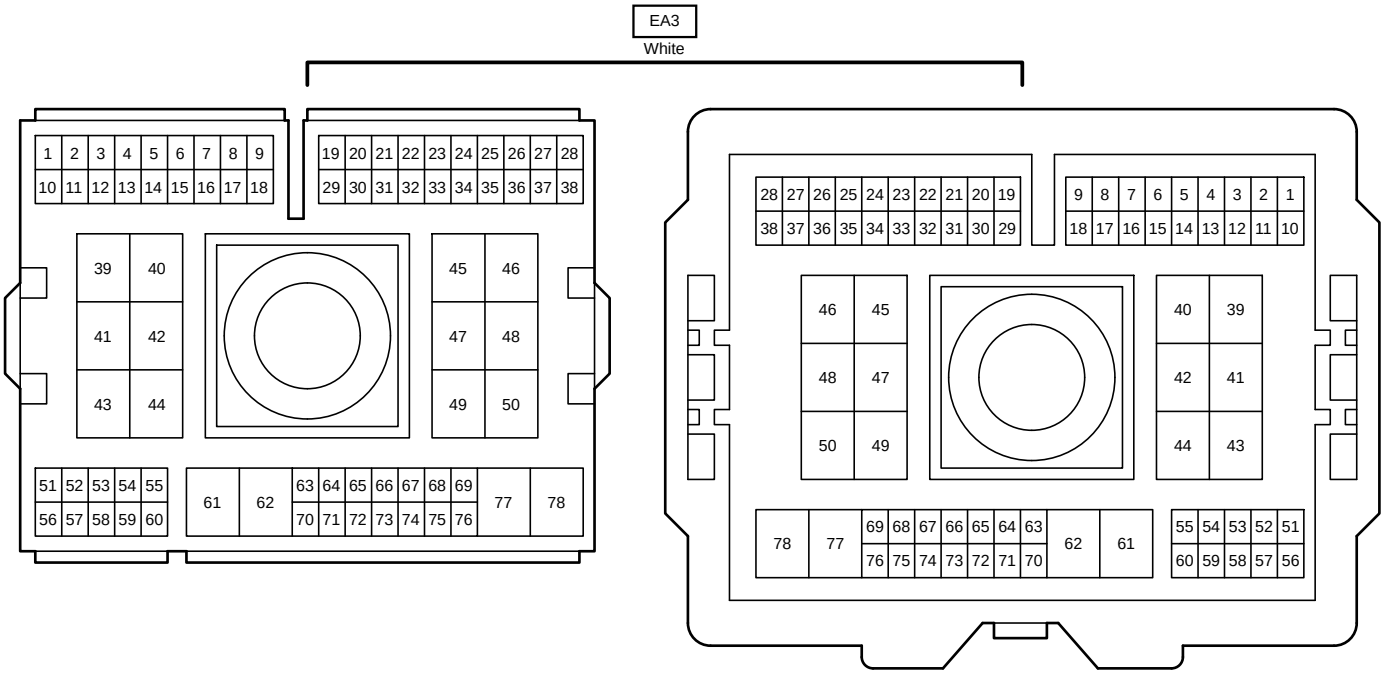
EA3
White

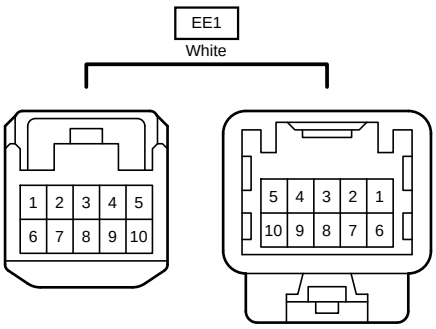
EE1
White

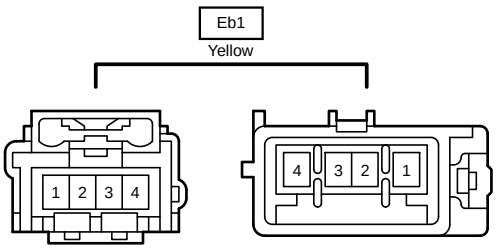
Eb1
Yellow

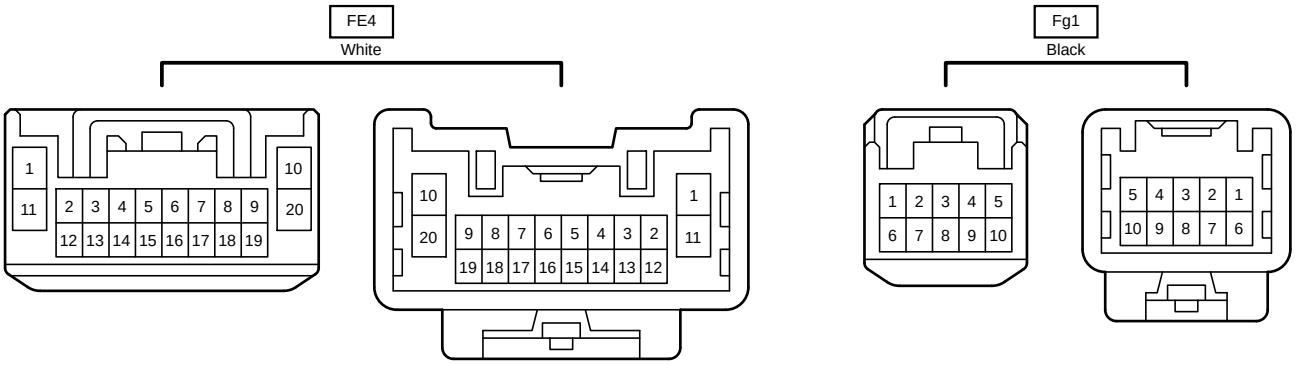
FE4
White
Fg1
Black

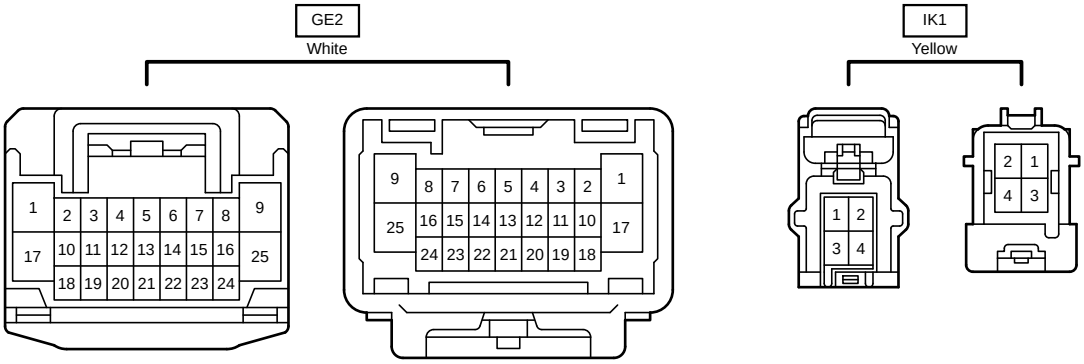
GE2
White
IK1
Yellow

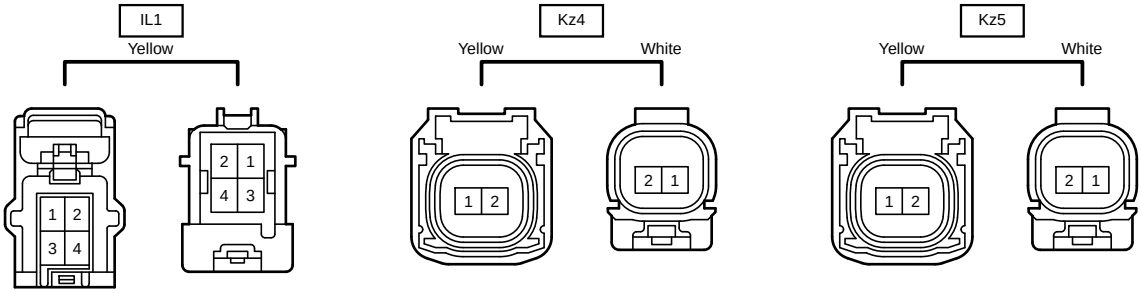
IL1
Yellow
Kz4
Yellow
White
Kz5
Yellow
White

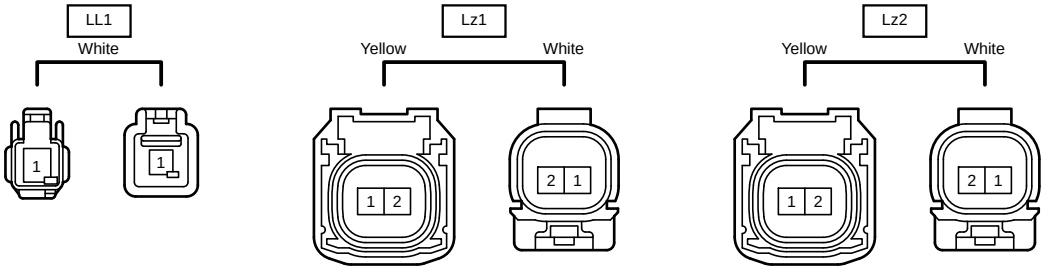
LL1
White
Lz1
Yellow
White
Lz2
Yellow
White

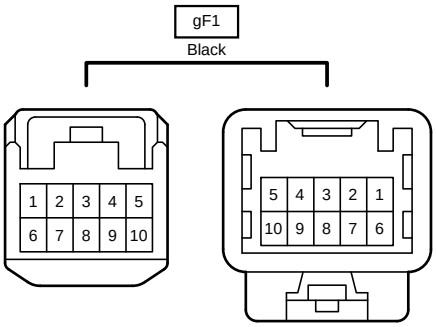
gF1
Black
1 2 3 4 5
6 7 8 9 10
5 4 3 2 1
10 9 8 7 6