WHEEL ALIGNMENT

Primary Inspection

1. **MAKE FOLLOWING CHECKS AND CORRECT ANY PROBLEMS**

   (a) Check the tires for wear, size and proper inflation pressure.

   Cold tire inflation pressure: See page A-5, 6

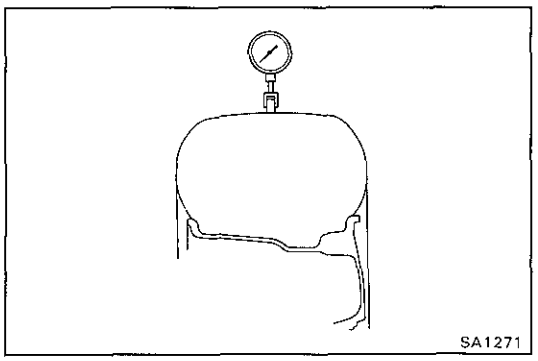

   (b) Check the tire runout.

   Tire runout: Less than 3.0 mm (0.118 in.)

   (c) Check the wheel bearings for looseness.

   (d) Check the suspension for looseness.

   (e) Check the steering linkage for looseness.

   (f) Check that the shock absorbers work properly by using the standard bounce test.



2. **(COIL SPRING TYPE)**
   MEASURE CHASSIS GROUND CLEARANCE

   Chassis ground clearance: See page A-6

   If the clearance of the vehicle is not standard, try to level the vehicle by rocking it down.

   If still not correct, check for bad springs or suspension parts.

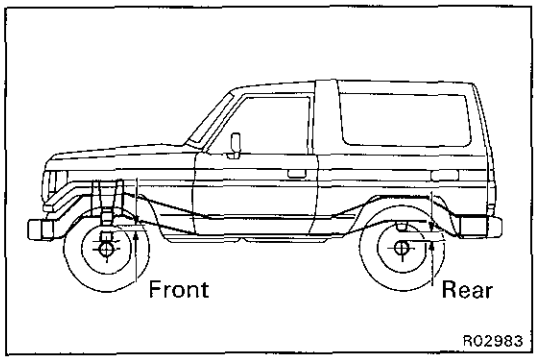

3. **(LEAF SPRING TYPE)**
   MEASURE FRONT AND REAR BOUND STOPPER CLEARANCE

   Front bound stopper clearance: 43 mm (1.69 in.)
   Rear bound stopper clearance: 48 mm (1.89 in.)

   If the clearance of the bound stopper is not standard, try to level the vehicle by rocking it down.

   If still not correct, check for bad springs or suspension parts.