FU052–01

REMOVAL

1. REMOVE INTAKE PIPE (See page EM–48)

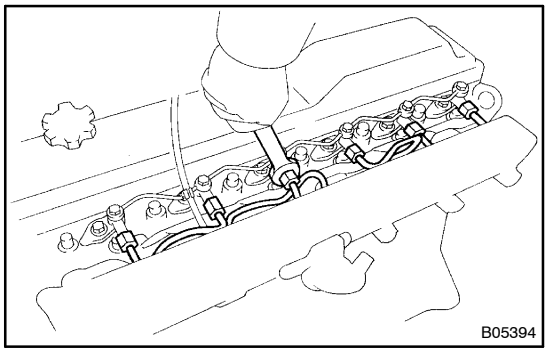

2. DISCONNECT INJECTION PIPES

Loosen the 6 union nuts from the 6 injection nozzles.

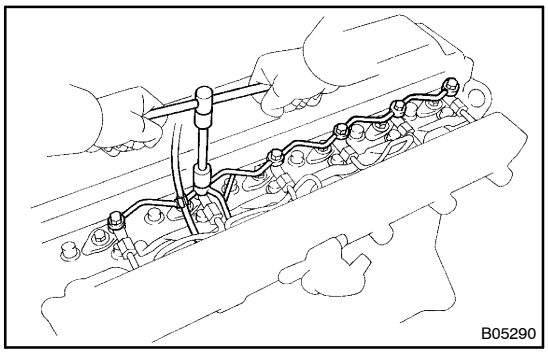

3. REMOVE NOZZLE LEAKAGE PIPE

(a) Disconnect the fuel return hose from the nozzle leakage pipe.

(b) Disconnect the hose clamp from the nozzle leakage pipe.

(c) Remove the 6 hollow bolts, nozzle leakage pipe and 12 gaskets.



4. REMOVE INJECTION NOZZLES

(a) Remove the 6 bolts, 6 washers, 6 nozzle holder clamps, 6 injection nozzles and 6 seats.

(b) Remove the O–ring from the injection nozzle.

HINT:

Arrange the injection nozzles in correct order.