FU055–01

INSTALLATION

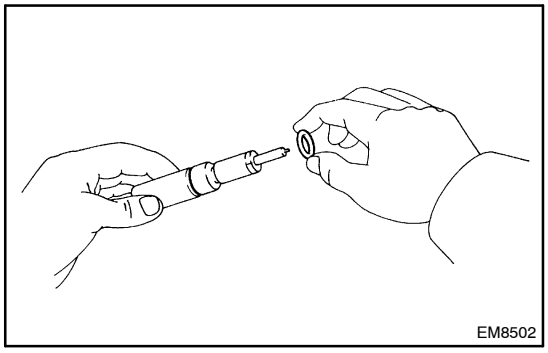

1. INSTALL INJECTION NOZZLES

(a) Install a new O–ring to the injection nozzle.



(b) Install 6 new nozzle seats into the injection nozzle holes of the cylinder head.

(c) Install the injection nozzles with the washer, nozzle holder clamp and bolt. Install the 6 injection nozzles.

Torque: 39.2 N·m (400 kgf·cm, 29 ft·lbf)

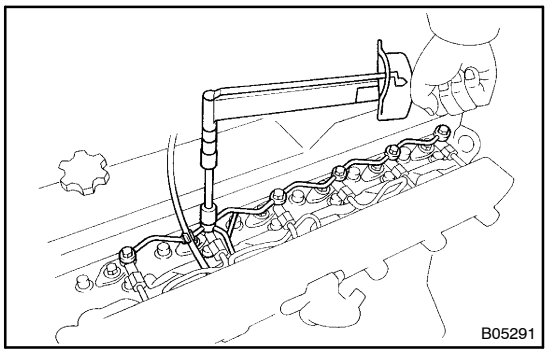

2. INSTALL NOZZLE LEAKAGE PIPE

(a) Install 12 new gaskets and the nozzle leakage pipe with the 6 hollow bolts.

Torque: 12.3 N·m (125 kgf·cm, 9 ft·lbf)

(b) Connect the fuel return hose to the nozzle leakage pipe.

(c) Connect the hose clamp to the nozzle leakage pipe.

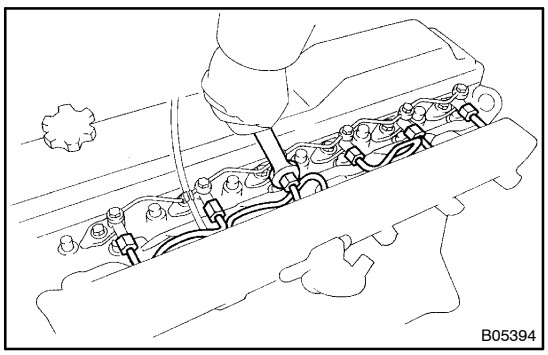

3. CONNECT INJECTION PIPES

Tighten the 6 union nuts to the 6 injection nozzles.

Torque: 24.5 N·m (250 kgf·cm, 18 ft·lbf)

4. INSTALL INTAKE PIPE (See page EM–66)

5. START ENGINE AND CHECK FOR FUEL LEAKAGE