BO300–01

ADJUSTMENT

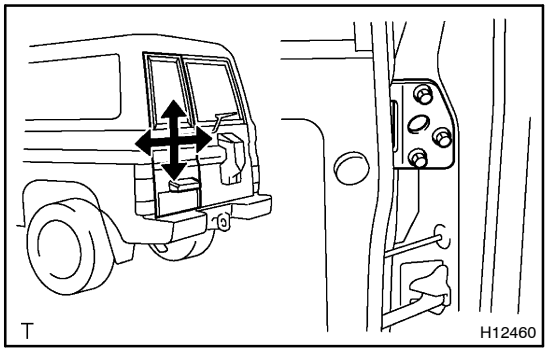

1. ADJUST DOOR IN FORWARD/REARWARD AND VERTICAL DIRECTIONS

Loosen the body side hinge bolts to adjust.



2. ADJUST DOOR IN LEFT/RIGHT AND VERTICAL DIRECTIONS

Loosen the door side hinge bolts to adjust.

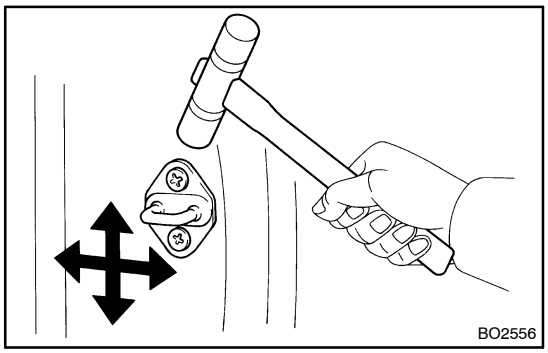

3. ADJUST DOOR LOCK STRIKER

(a) Check that the door fit and door lock linkages are adjusted correctly.

(b) Check that the right back door is adjusted correctly.

(c) Adjust the striker position by slightly loosening the striker mounting bolts or screws, and hitting the striker with a hammer.

(d) Tighten the striker mounting bolts or screws again.