INSTRUMENT PANEL

COMPONENTS

BO306–01

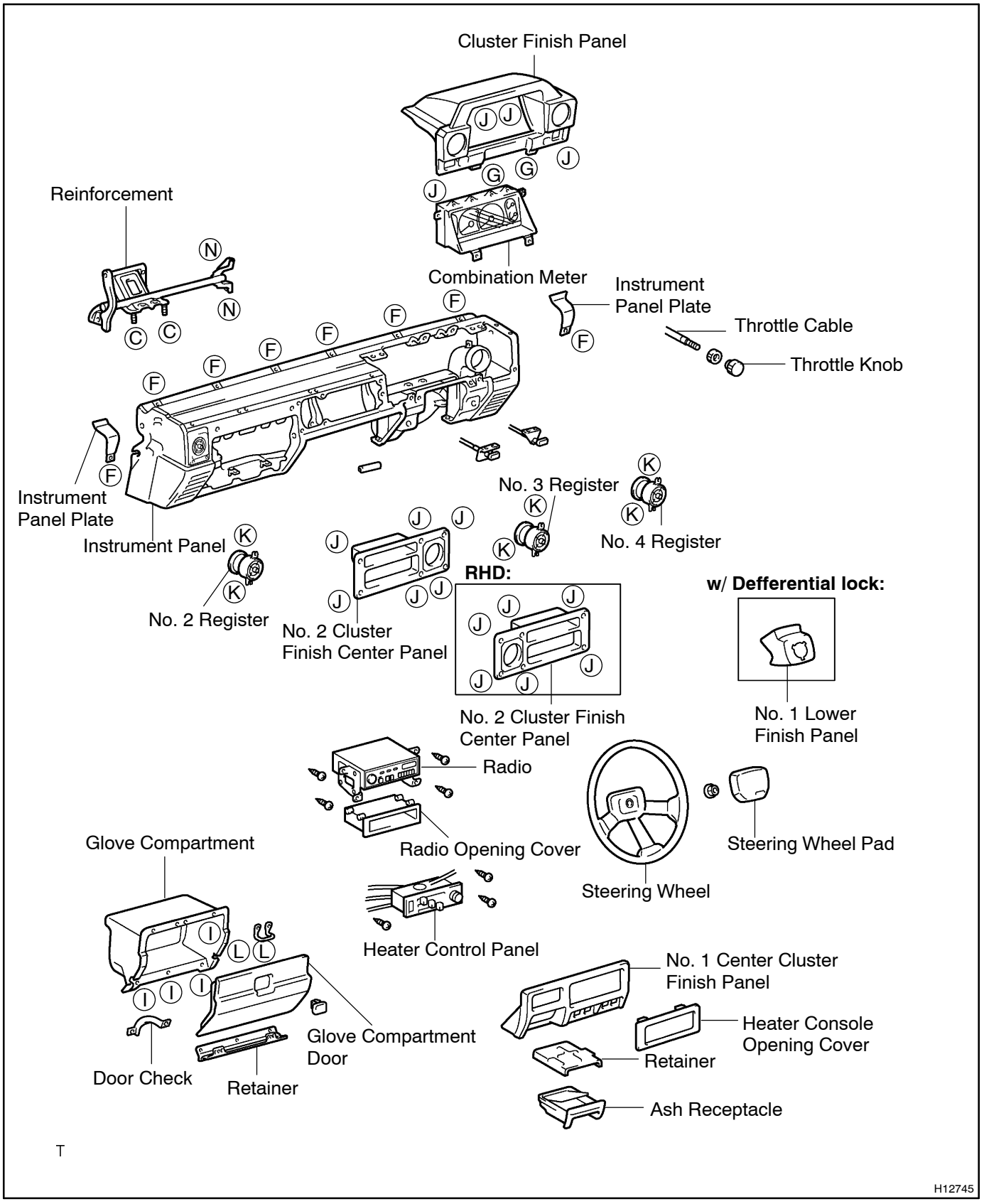

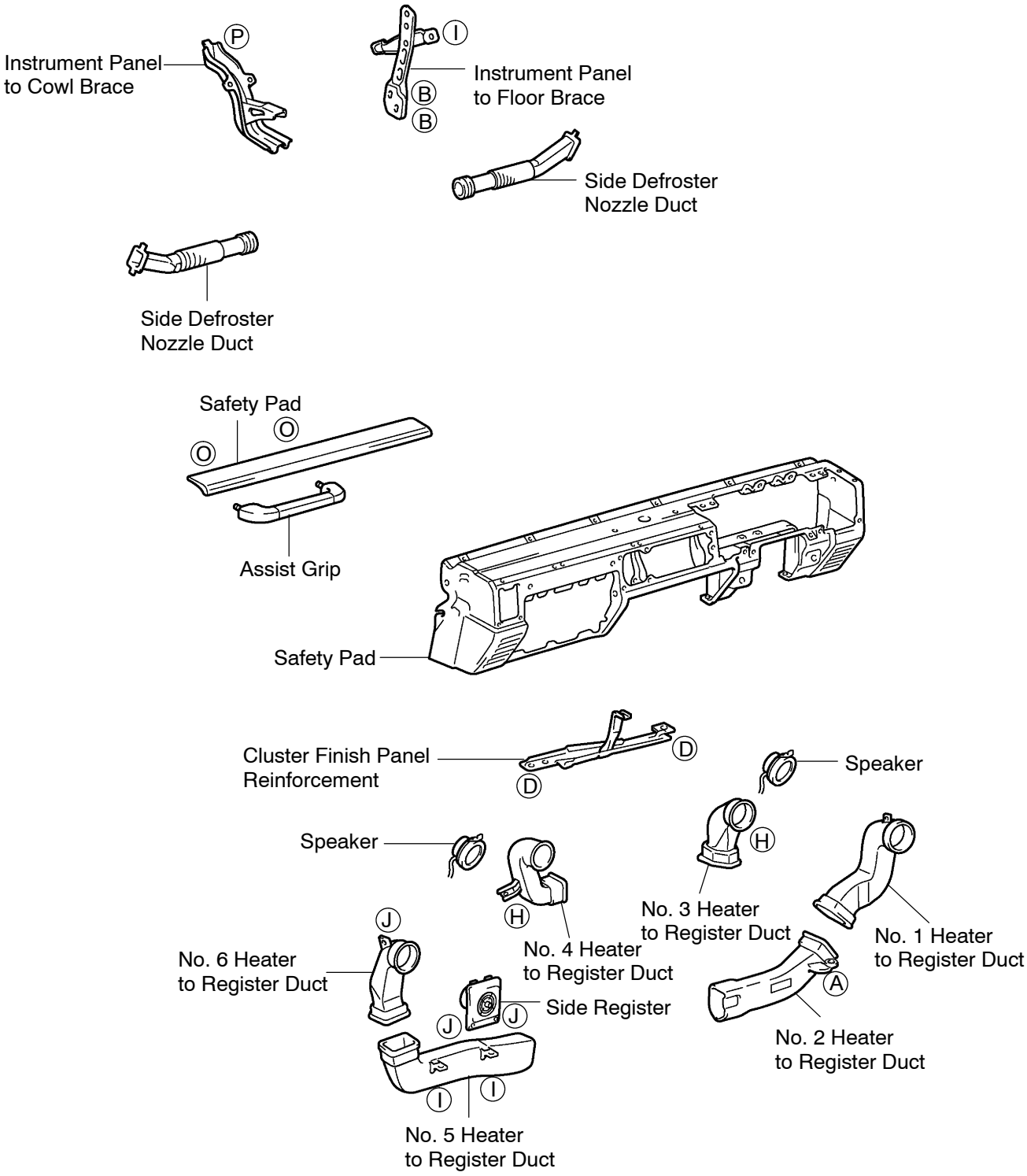
Instrument Panel to Cowl Brace
P
I
Instrument Panel to Floor Brace
B
B
Side Defroster Nozzle Duct
Side Defroster Nozzle Duct
Safety Pad
O
O
Assist Grip
Safety Pad
Cluster Finish Panel Reinforcement
D
D
Speaker
H
No. 3 Heater to Register Duct
No. 1 Heater to Register Duct
Speaker
H
No. 4 Heater to Register Duct
J
No. 6 Heater to Register Duct
Side Register
J
J
A
No. 2 Heater to Register Duct
I
I
I
No. 5 Heater to Register Duct

T

H12746

HINT:
Screw shapes and sizes are indicated in the table below. The codes (”A” – ”P”) correspond to those indicated on the previous pages.

mm (in.)

Code	Shape	Size	Code	Shape	Size	Code	Shape	Size
Ⓐ	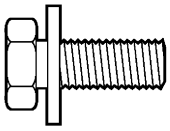	L = 20 (0.79) ø = 8 (0.31)	Ⓑ	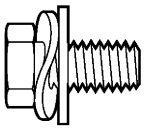	L = 16 (0.63) ø = 8 (0.31)	Ⓒ	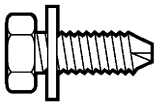	L = 18 (0.71) ø = 6 (0.24)
Ⓓ	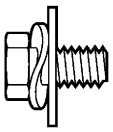	L = 12 (0.47) ø = 6 (0.24)	Ⓔ	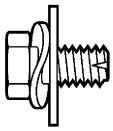	L = 12 (0.47) ø = 6 (0.24)	Ⓕ	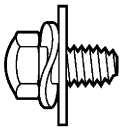	L = 12 (0.47) ø = 6 (0.24)
Ⓖ		L = 23.2 (0.913) ø = 5 (0.20)	Ⓗ	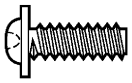	L = 15 (0.59) ø = 5 (0.20)	Ⓘ	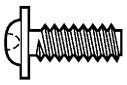	L = 14.2 (0.559) ø = 5 (0.20)
Ⓙ		L = 13.5 (0.531) ø = 5 (0.20)	Ⓚ		L = 12 (0.47) ø = 5 (0.20)	Ⓛ		L = 10 (0.39) ø = 4 (0.16)
Ⓜ		L = 8 (0.31) ø = 4 (0.16)	Ⓝ	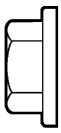	ø = 8 (0.31)	Ⓞ	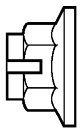	ø = 8 (0.31)
Ⓟ		ø = 6 (0.24)						

T

H12744