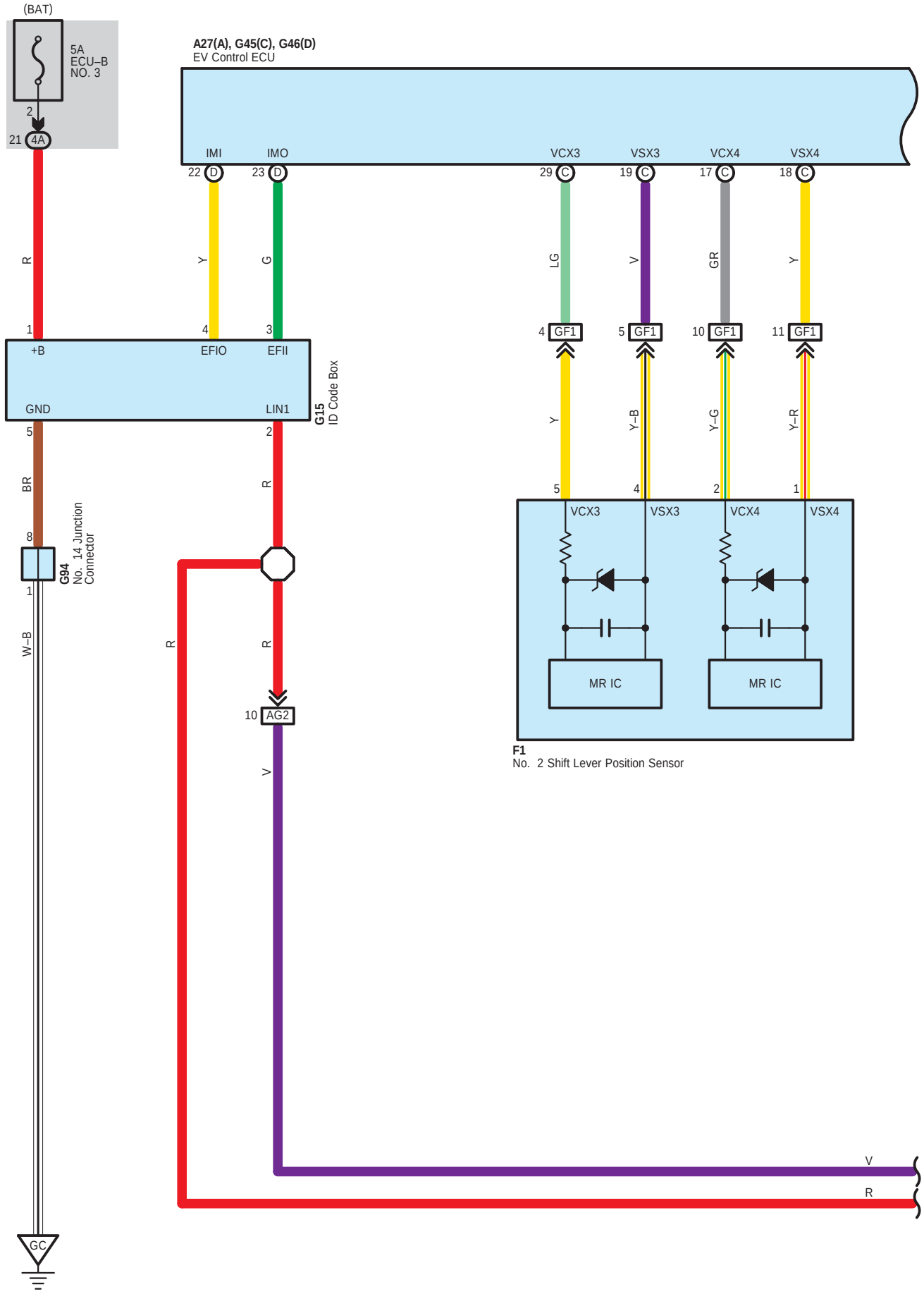
(BAT)
5A
ECU–B
NO. 3
2
21 4A
A27(A), G45(C), G46(D)
EV Control ECU
IMI
IMO
VCX3
VSX3
VCX4
VSX4
22 D
23 D
29 C
19 C
17 C
18 C
R
Y
G
LG
V
GR
Y
1
4
3
4 GF1
5 GF1
10 GF1
11 GF1
+B
EFIO
EFII
GND
LIN1
G15
ID Code Box
5
2
BR
R
Y
Y–B
Y–G
Y–R
5
4
2
1
8
G94
No. 14 Junction
Connector
1
W–B
R
R
VCX3
VSX3
VCX4
VSX4
MR IC
MR IC
10 AG2
V
F1
No. 2 Shift Lever Position Sensor
V
R
GC

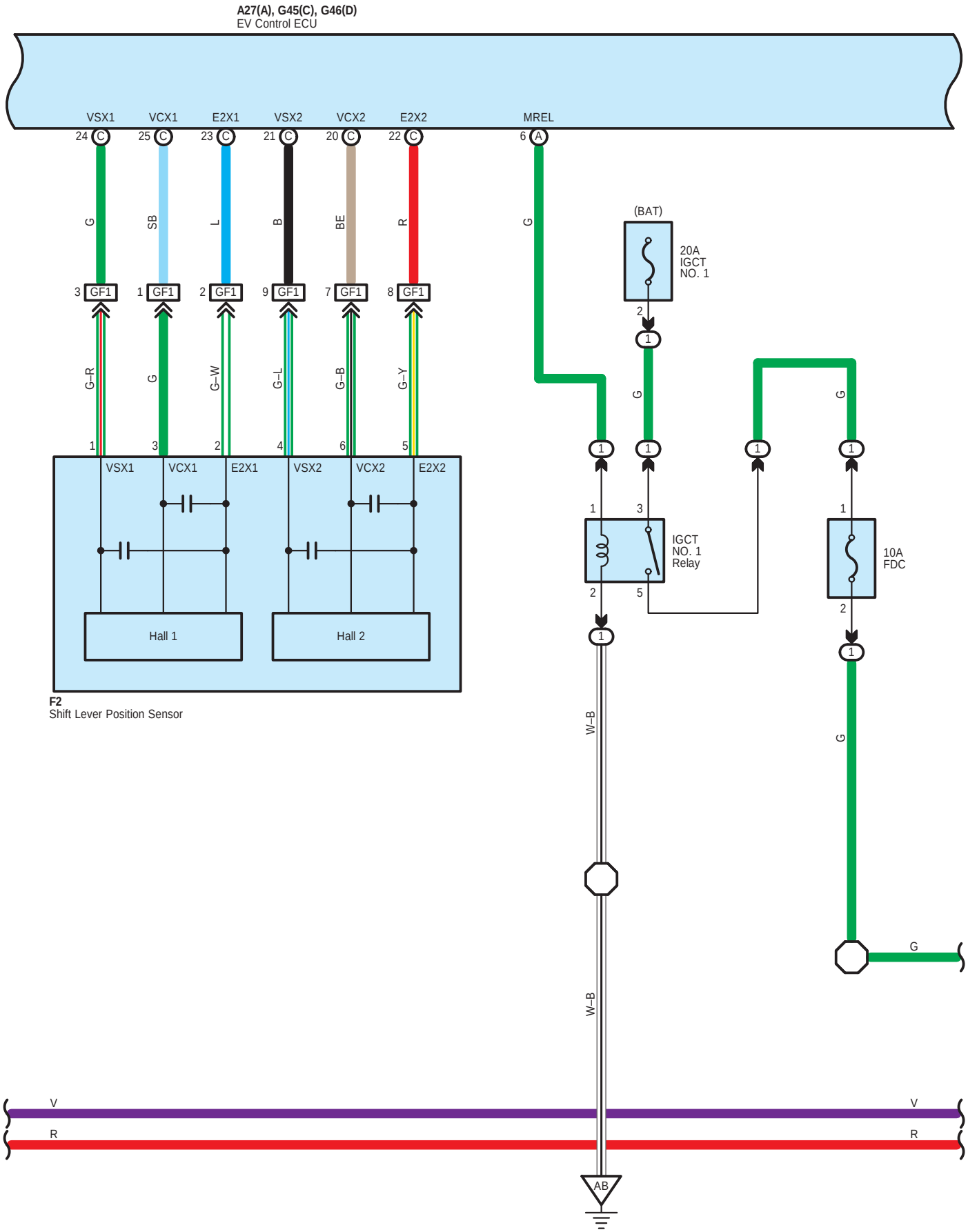
A27(A), G45(C), G46(D)
EV Control ECU
VSX1
VCX1
E2X1
VSX2
VCX2
E2X2
MREL
24 C
25 C
23 C
21 C
20 C
22 C
6 A
G
SB
L
B
BE
R
G
3 GF1
1 GF1
2 GF1
9 GF1
7 GF1
8 GF1
G–R
G
G–W
G–L
G–B
G–Y
1
3
2
4
6
5
VSX1
VCX1
E2X1
VSX2
VCX2
E2X2
Hall 1
Hall 2
F2
Shift Lever Position Sensor
(BAT)
20A
IGCT
NO. 1
2
1
G
G
G
1
1
1
1
1
3
IGCT
NO. 1
Relay
2
5
1
10A
FDC
2
1
W–B
G
G
W–B
V
V
R
R
AB

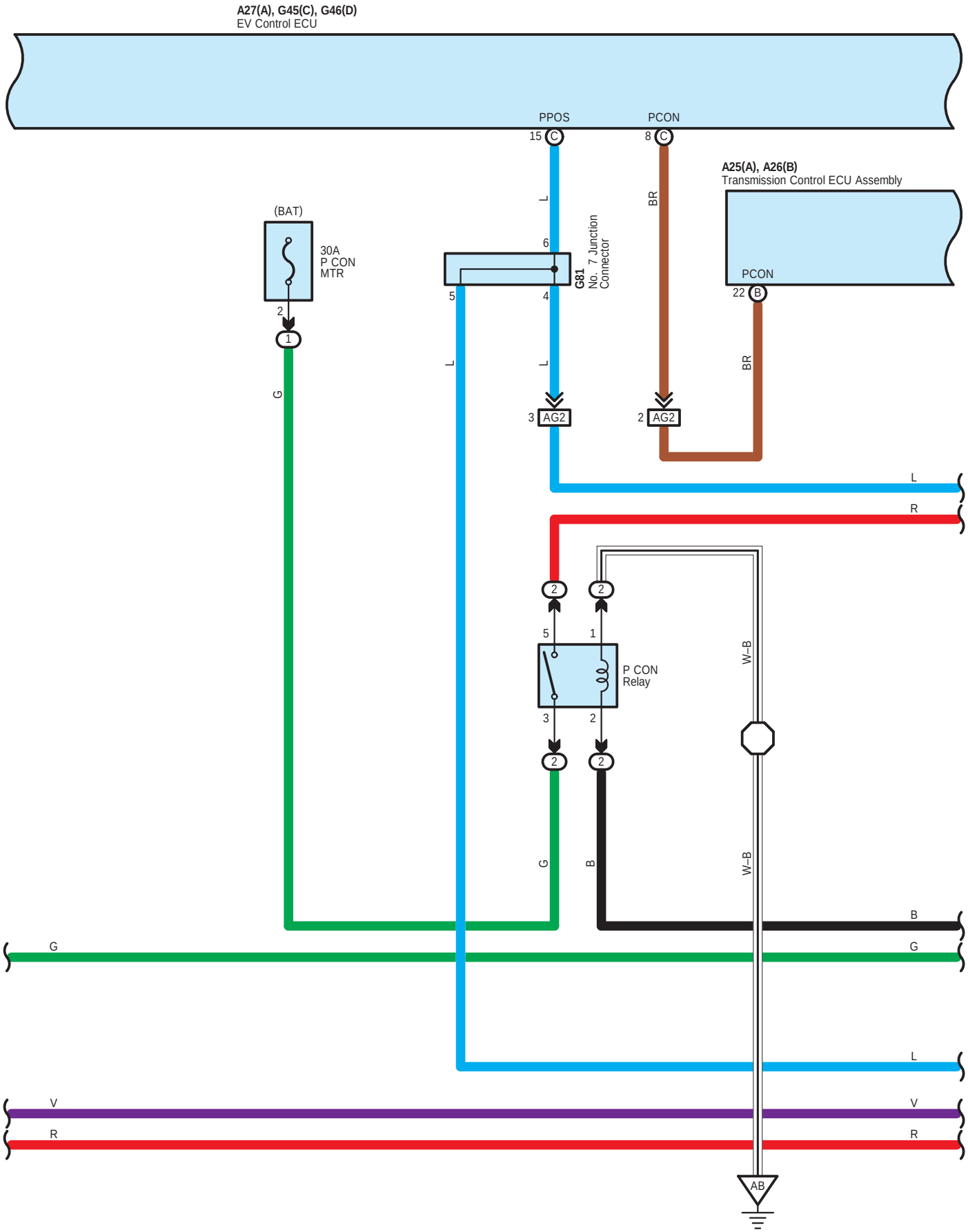
A27(A), G45(C), G46(D)
EV Control ECU
PPOS
PCON
15 C
8 C
A25(A), A26(B)
Transmission Control ECU Assembly
(BAT)
30A
P CON
MTR
2
1
G
L
6
5
4
G81
No. 7 Junction
Connector
BR
PCON
22 B
3 AG2
2 AG2
L
R
2
5
1
3
2
P CON
Relay
W–B
G
B
AB

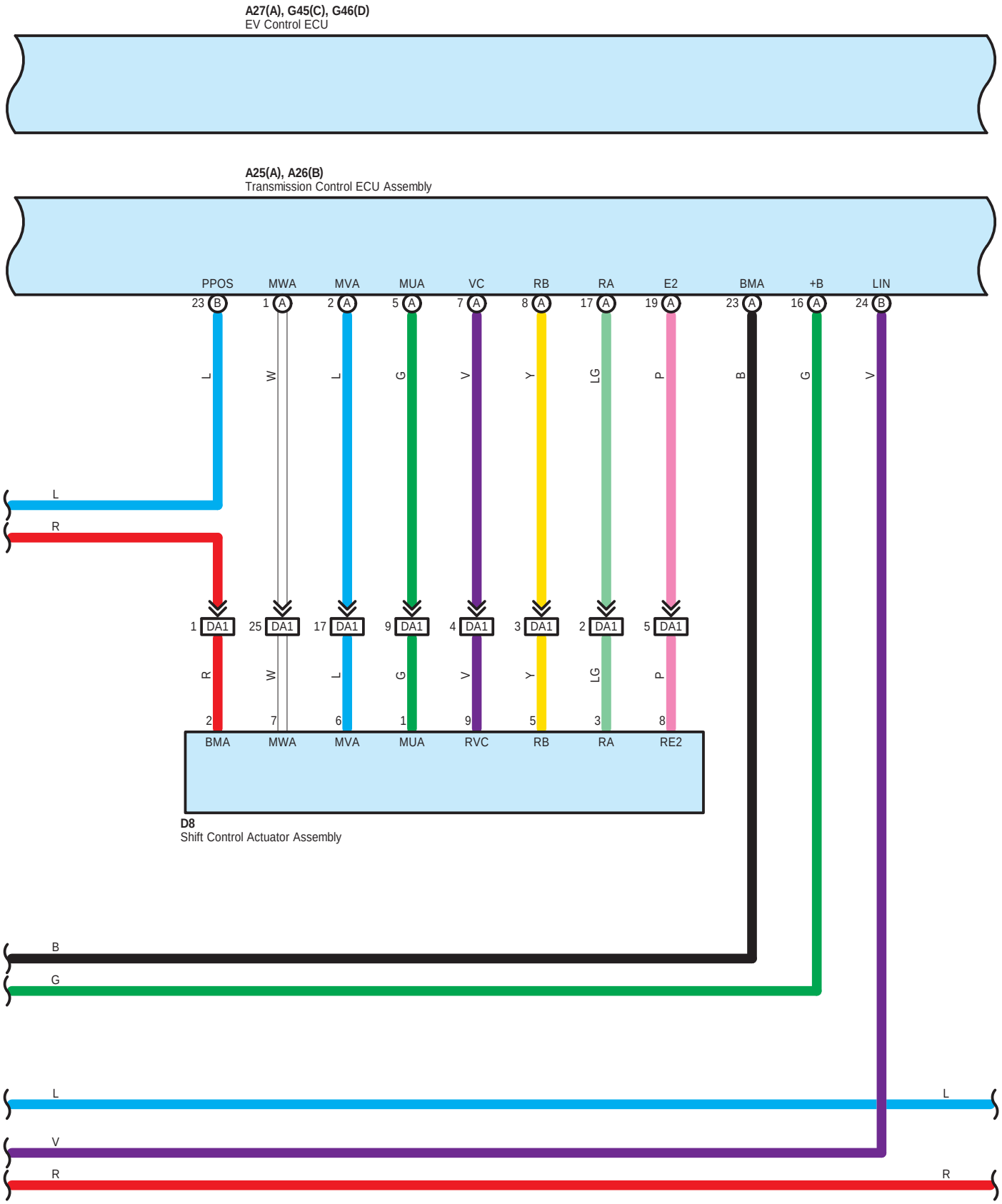
A27(A), G45(C), G46(D)
EV Control ECU
A25(A), A26(B)
Transmission Control ECU Assembly
PPOS
MWA
MVA
MUA
VC
RB
RA
E2
BMA
+B
LIN
23 B
1 A
2 A
5 A
7 A
8 A
17 A
19 A
23 A
16 A
24 B
L
W
L
G
V
Y
LG
P
B
G
V
L
R
1 DA1
25 DA1
17 DA1
9 DA1
4 DA1
3 DA1
2 DA1
5 DA1
R
W
L
G
V
Y
LG
P
2
7
6
1
9
5
3
8
BMA
MWA
MVA
MUA
RVC
RB
RA
RE2
D8
Shift Control Actuator Assembly
B
G
L
L
V
R
R

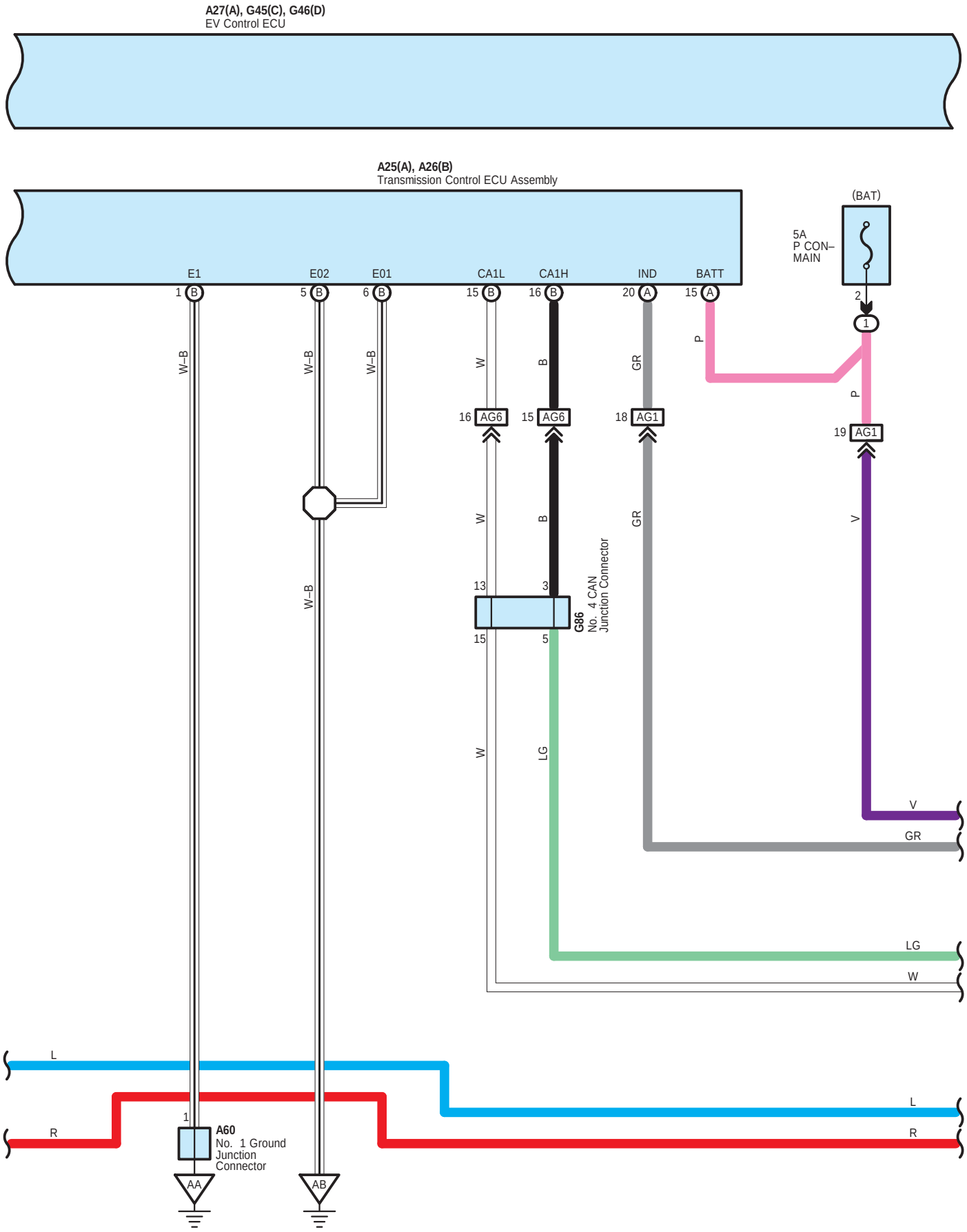
A27(A), G45(C), G46(D)
EV Control ECU
A25(A), A26(B)
Transmission Control ECU Assembly
(BAT)
5A
P CON–
MAIN
E1
E02
E01
CA1L
CA1H
IND
BATT
1 B
5 B
6 B
15 B
16 B
20 A
15 A
2
1
W–B
W–B
W–B
W
B
GR
P
16 AG6
15 AG6
18 AG1
19 AG1
P
W
B
GR
V
W–B
13
3
15
5
G86
No. 4 CAN
Junction Connector
W
LG
V
GR
LG
W
L
L
R
R
1
A60
No. 1 Ground
Junction
Connector
AA
AB

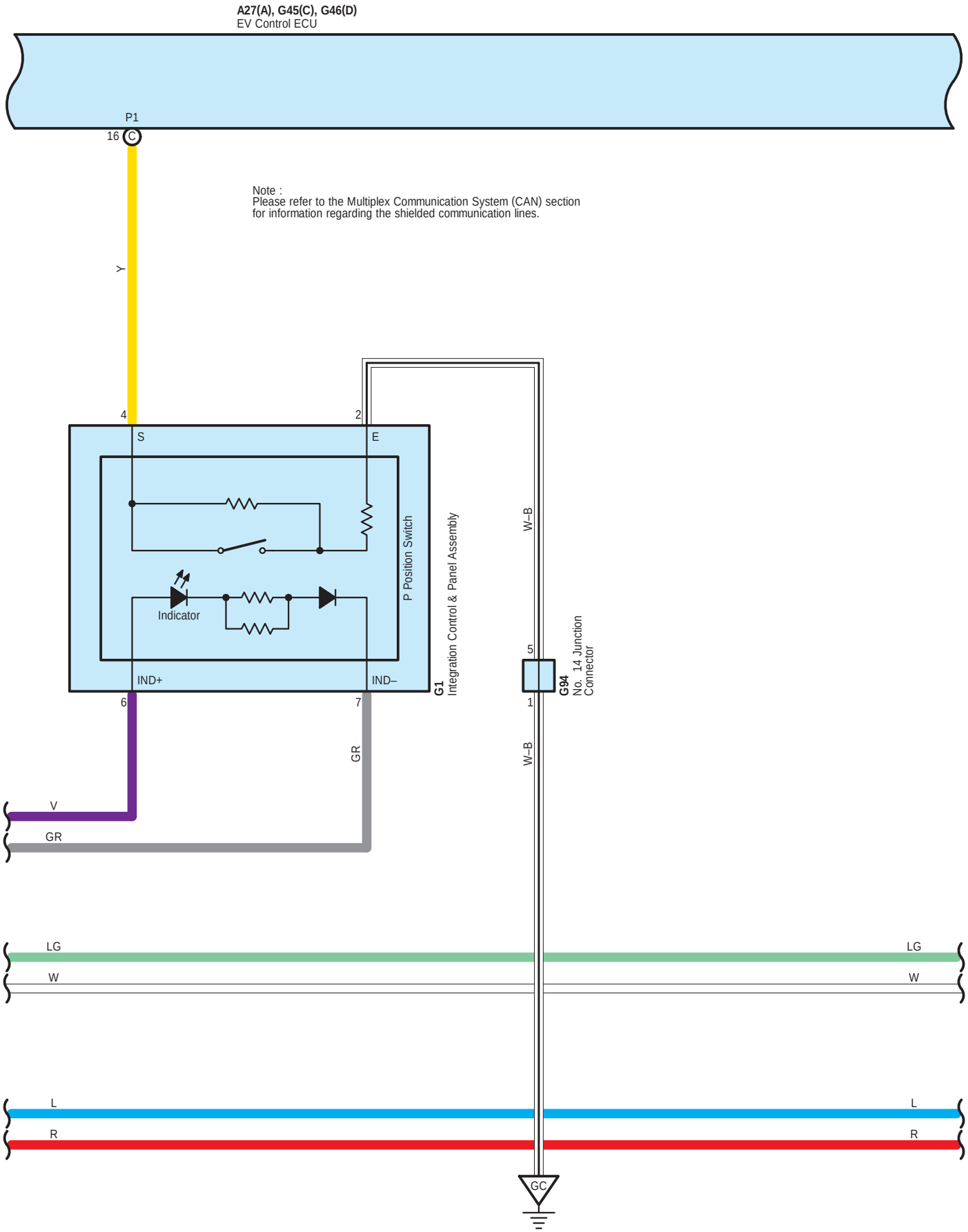
A27(A), G45(C), G46(D)
EV Control ECU
P1
16
C
Note :
Please refer to the Multiplex Communication System (CAN) section for information regarding the shielded communication lines.
Y
4
2
S
E
P Position Switch
Indicator
IND+
IND–
6
7
G1
Integration Control & Panel Assembly
W–B
5
1
G94
No. 14 Junction Connector
W–B
GR
V
GR
LG
W
LG
W
L
R
L
R
GC

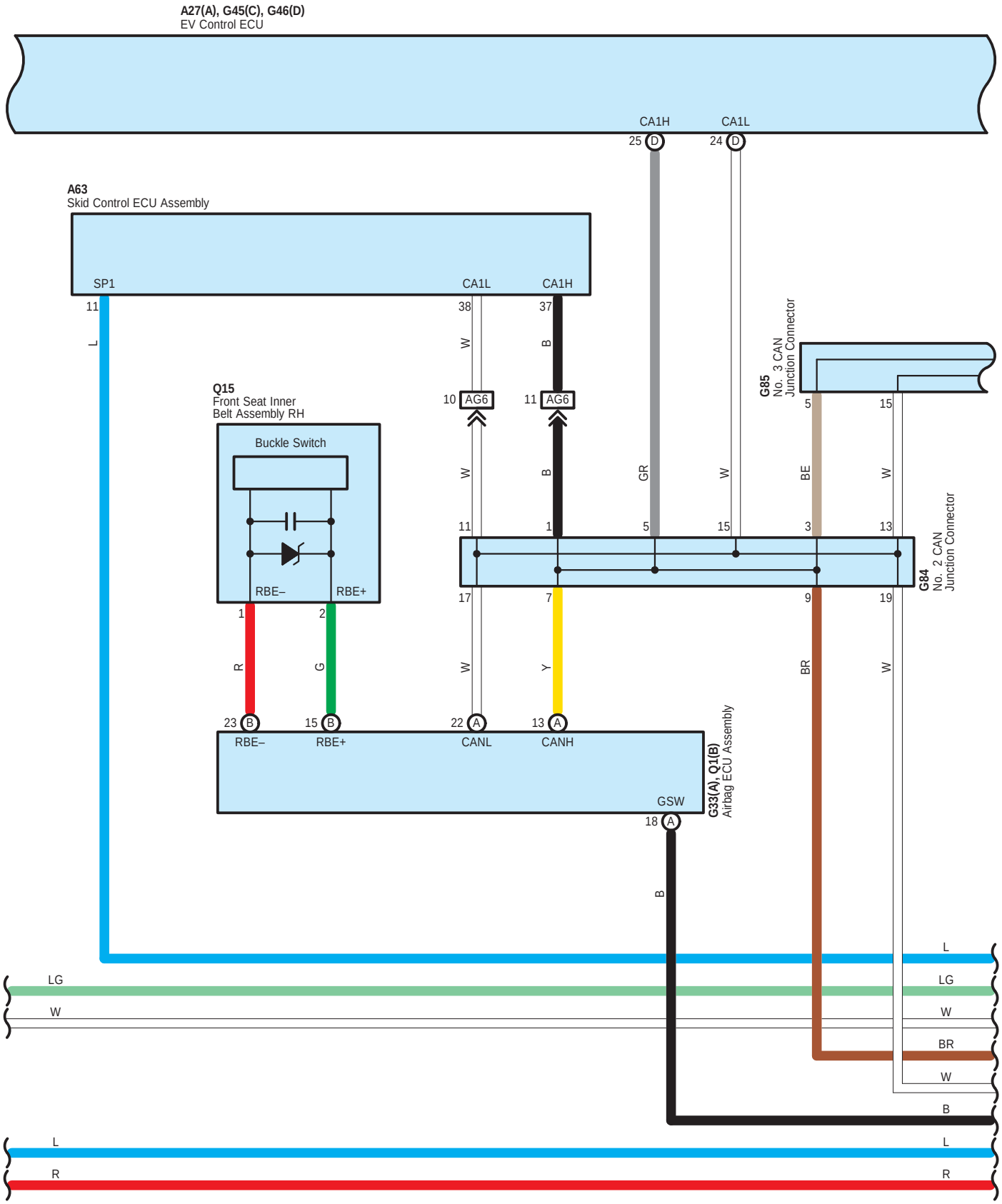
A27(A), G45(C), G46(D)
EV Control ECU
CA1H
CA1L
25 D
24 D
A63
Skid Control ECU Assembly
SP1
CA1L
CA1H
11
38
37
L
W
B
10 AG6
11 AG6
Q15
Front Seat Inner
Belt Assembly RH
Buckle Switch
RBE–
RBE+
1
2
R
G
23 B
15 B
22 A
13 A
CANL
CANH
GSW
18 A
G33(A), Q1(B)
Airbag ECU Assembly
G85
No. 3 CAN
Junction Connector
5
15
GR
W
BE
W
11
1
5
15
3
13
G84
No. 2 CAN
Junction Connector
17
7
9
19
W
Y
BR
W
B
L
LG
W
BR
W
B
L
R

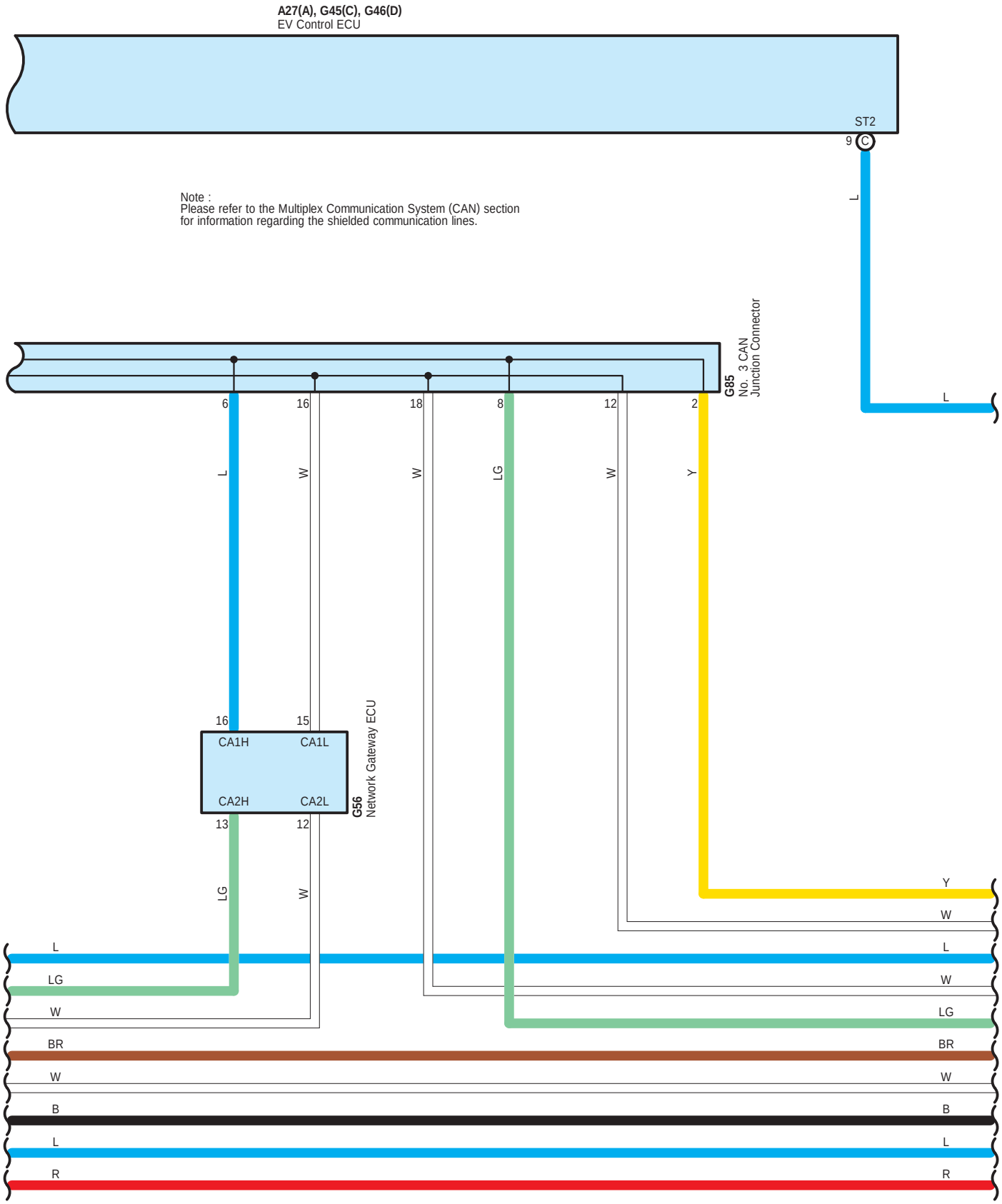
A27(A), G45(C), G46(D)
EV Control ECU
ST2
9
C
L
Note :
Please refer to the Multiplex Communication System (CAN) section
for information regarding the shielded communication lines.
G85
No. 3 CAN
Junction Connector
6
16
18
8
12
2
L
W
W
LG
W
Y
L
16
15
CA1H
CA1L
CA2H
CA2L
13
12
G56
Network Gateway ECU
LG
W
Y
W
L
L
LG
W
W
LG
BR
BR
W
W
B
B
L
L
R
R

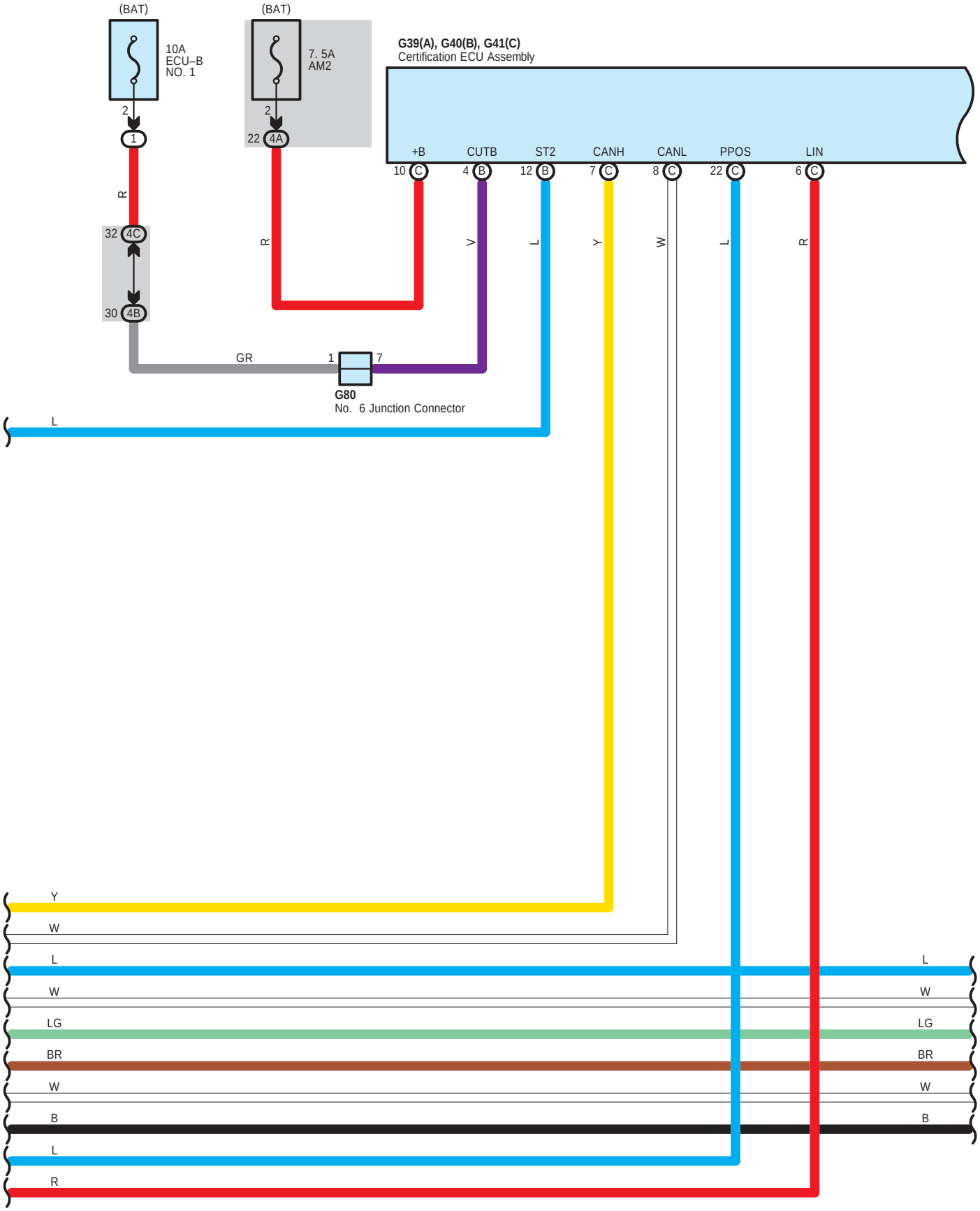
(BAT)
10A
ECU–B
NO. 1
(BAT)
7. 5A
AM2
G39(A), G40(B), G41(C)
Certification ECU Assembly
+B
CUTB
ST2
CANH
CANL
PPOS
LIN
10 C
4 B
12 B
7 C
8 C
22 C
6 C
2
1
R
32 4C
30 4B
2
22 4A
R
V
L
Y
W
L
R
GR
1
7
G80
No. 6 Junction Connector
L
Y
W
L
W
LG
BR
W
B
L
R
L
W
LG
BR
W
B

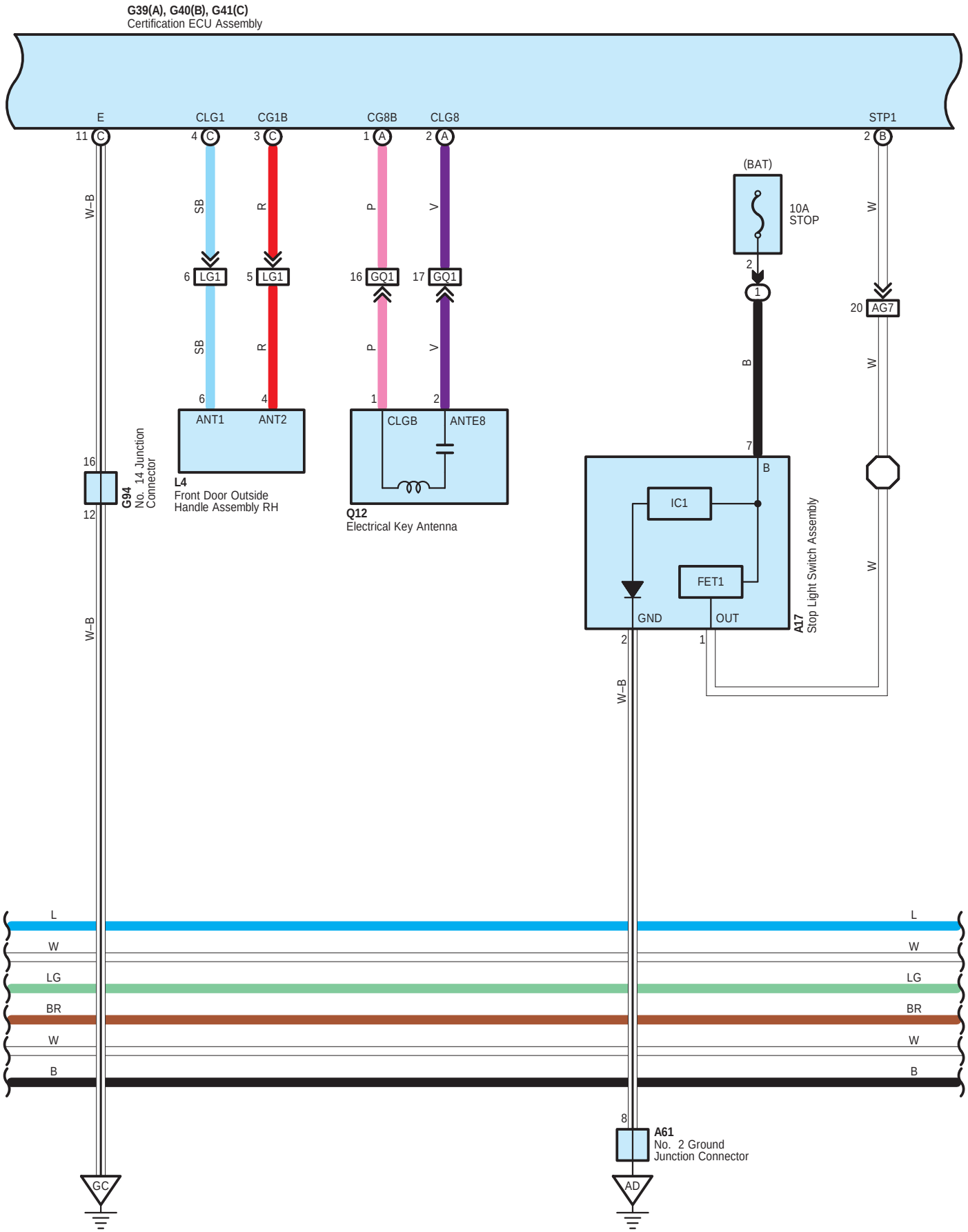
G39(A), G40(B), G41(C)
Certification ECU Assembly
E
CLG1
CG1B
CG8B
CLG8
STP1
11 C
4 C
3 C
1 A
2 A
2 B
W–B
SB
R
P
V
W
6 LG1
5 LG1
16 GQ1
17 GQ1
20 AG7
SB
R
P
V
W
6
4
1
2
ANT1
ANT2
CLGB
ANTE8
L4
Front Door Outside
Handle Assembly RH
Q12
Electrical Key Antenna
(BAT)
10A
STOP
2
1
B
7
B
IC1
FET1
GND
OUT
A17
Stop Light Switch Assembly
2
1
W–B
16
12
G94
No. 14 Junction
Connector
W–B
L
W
LG
BR
W
B
L
W
LG
BR
W
B
8
A61
No. 2 Ground
Junction Connector
GC
AD

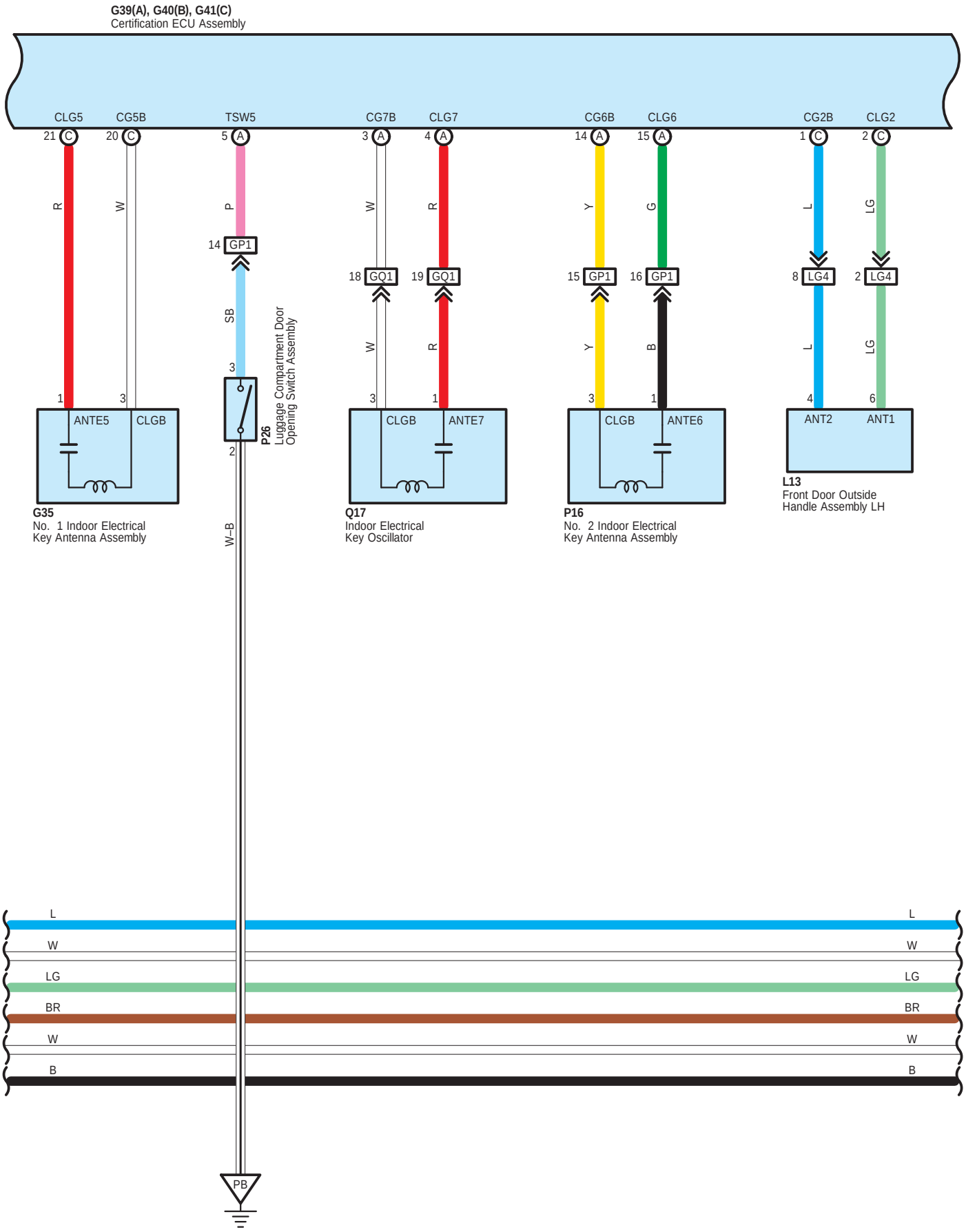
G39(A), G40(B), G41(C)
Certification ECU Assembly
CLG5
CG5B
TSW5
CG7B
CLG7
CG6B
CLG6
CG2B
CLG2
21 C
20 C
5 A
3 A
4 A
14 A
15 A
1 C
2 C
R
W
P
W
R
Y
G
L
LG
14 GP1
18 GQ1
19 GQ1
15 GP1
16 GP1
8 LG4
2 LG4
SB
W
R
Y
B
L
LG
3
1
3
2
P26
Luggage Compartment Door Opening Switch Assembly
ANTE5
CLGB
CLGB
ANTE7
CLGB
ANTE6
ANT2
ANT1
G35
No. 1 Indoor Electrical Key Antenna Assembly
Q17
Indoor Electrical Key Oscillator
P16
No. 2 Indoor Electrical Key Antenna Assembly
L13
Front Door Outside Handle Assembly LH
W–B
L
W
LG
BR
W
B
PB

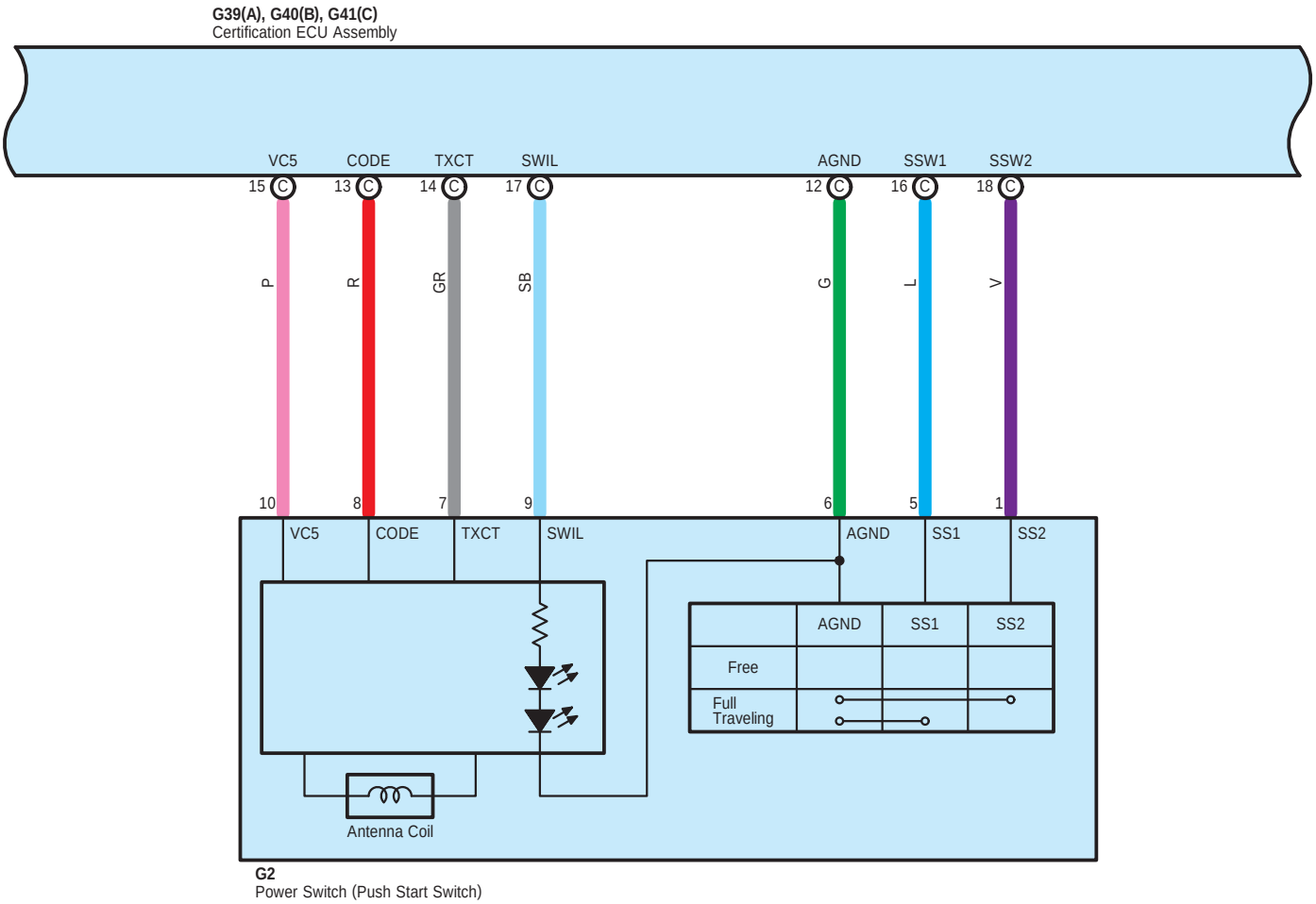
G39(A), G40(B), G41(C)
Certification ECU Assembly
VC5
CODE
TXCT
SWIL
AGND
SSW1
SSW2
15
13
14
17
12
16
18
P
R
GR
SB
G
L
V
10
8
7
9
6
5
1
VC5
CODE
TXCT
SWIL
AGND
SS1
SS2
AGND
SS1
SS2
Free
Full Traveling
Antenna Coil
G2
Power Switch (Push Start Switch)


L
L
W
W
LG
LG
BR
BR
W
W
B
B

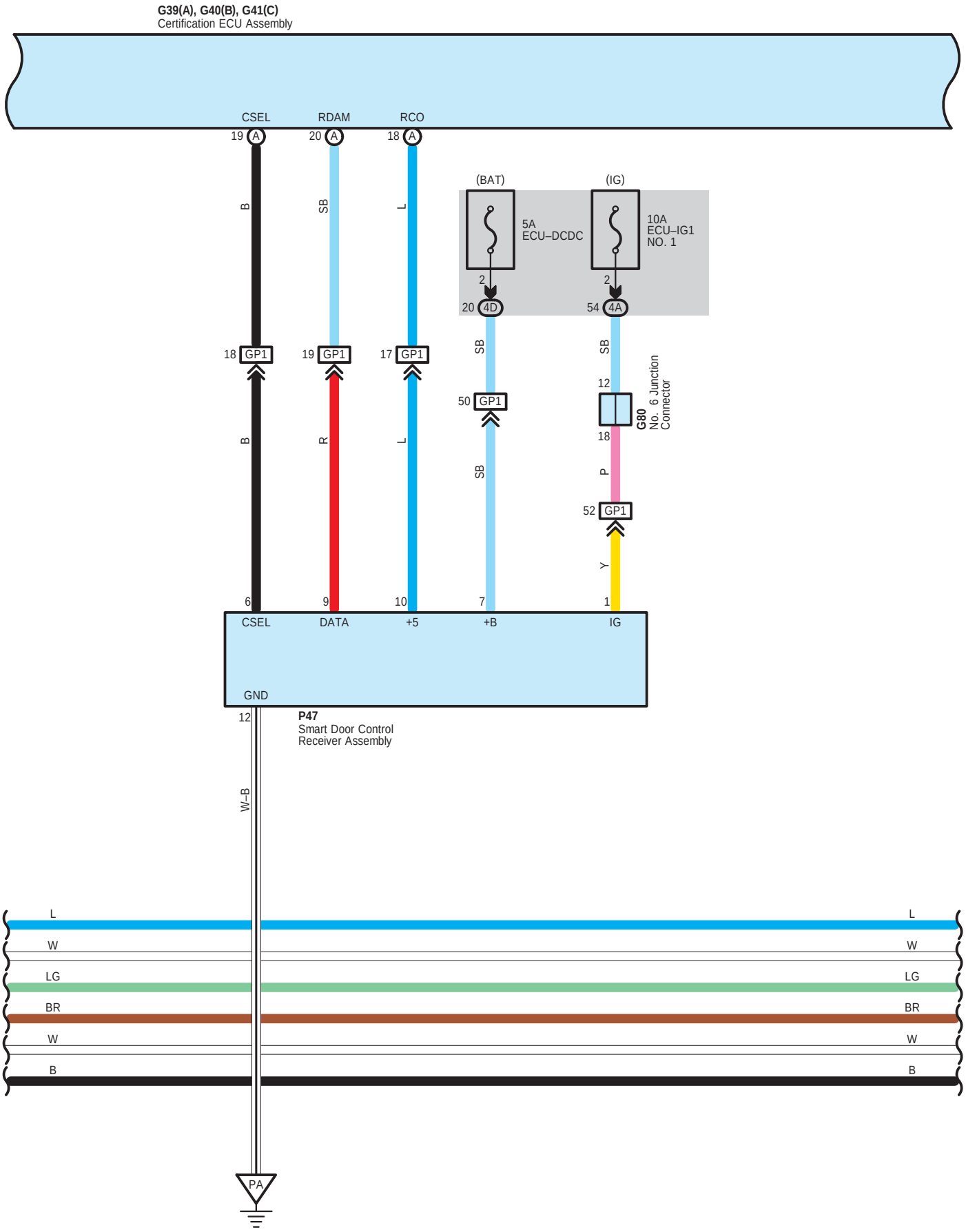
G39(A), G40(B), G41(C)
Certification ECU Assembly
CSEL
RDAM
RCO
19 A
20 A
18 A
B
SB
L
(BAT)
(IG)
5A
ECU–DCDC
10A
ECU–IG1
NO. 1
2
20 4D
54 4A
18 GP1
19 GP1
17 GP1
50 GP1
52 GP1
12
18
G80
No. 6 Junction
Connector
R
P
Y
6
9
10
7
1
CSEL
DATA
+5
+B
IG
GND
12
P47
Smart Door Control
Receiver Assembly
W–B
L
W
LG
BR
W
B
PA

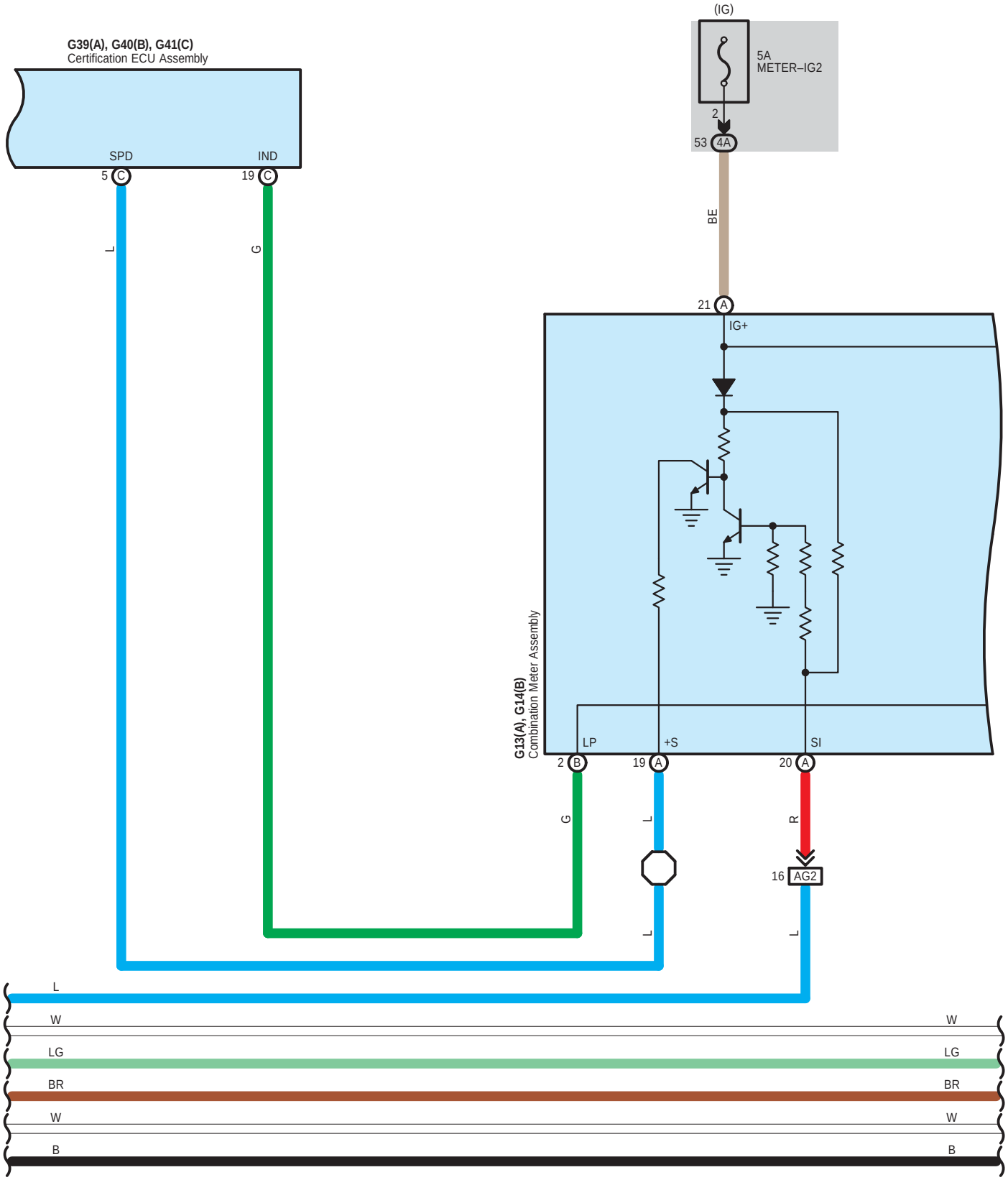
G39(A), G40(B), G41(C)
Certification ECU Assembly
SPD
IND
5 C
19 C
L
G
(IG)
5A
METER–IG2
2
53 4A
BE
21 A
IG+
G13(A), G14(B)
Combination Meter Assembly
LP
+S
SI
2 B
19 A
20 A
G
L
R
16 AG2
L
L
L
W
W
LG
LG
BR
BR
W
W
B
B

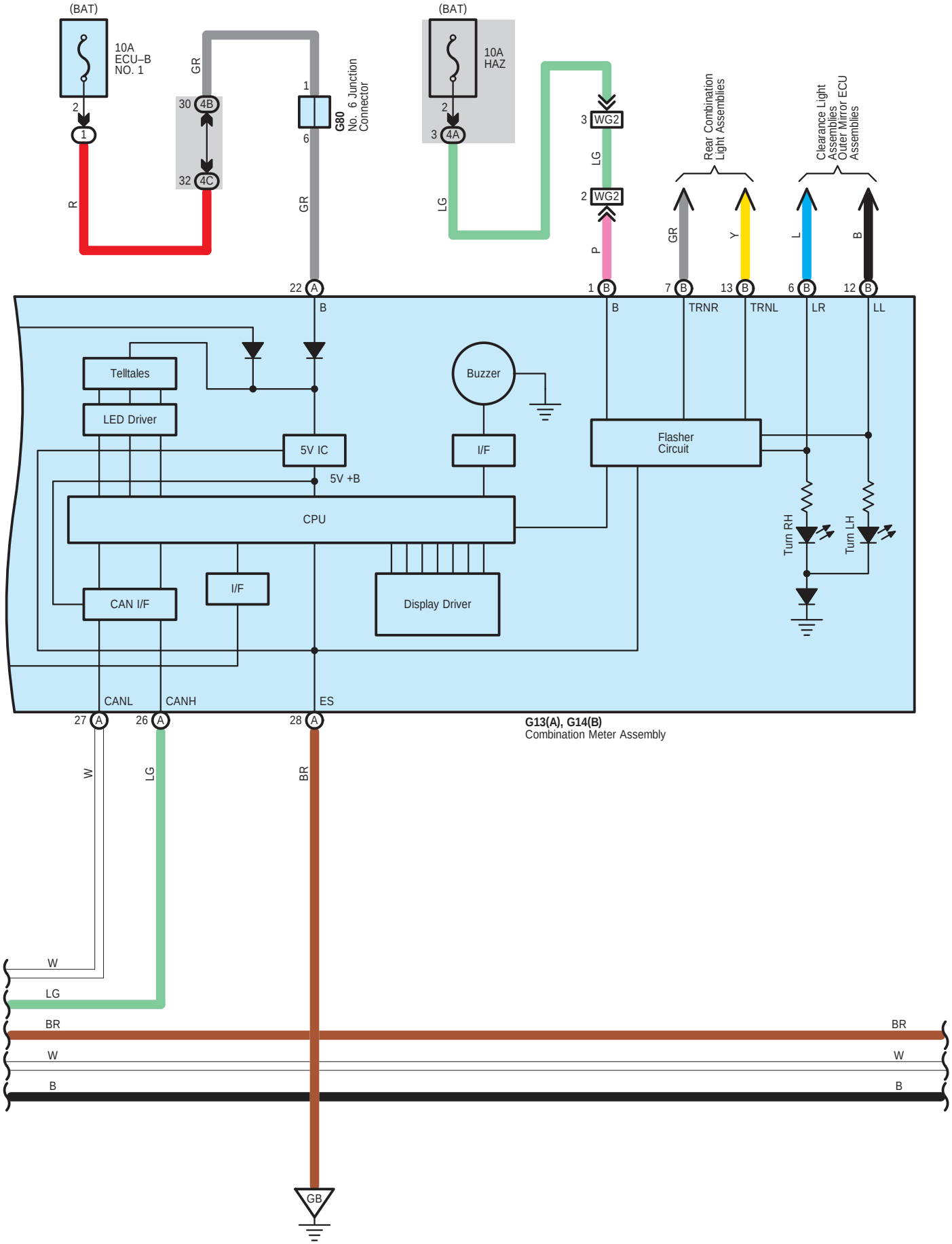
(BAT)
10A
ECU–B
NO. 1
2
1
R
GR
30 4B
32 4C
1
6
G80
No. 6 Junction
Connector
GR
22 A
B
(BAT)
10A
HAZ
2
3 4A
LG
3 WG2
LG
2 WG2
P
1 B
B
Rear Combination
Light Assemblies
GR
Y
7 B
13 B
TRNR
TRNL
Clearance Light
Assemblies
Outer Mirror ECU
Assemblies
L
B
6 B
12 B
LR
LL
Telltales
LED Driver
5V IC
5V +B
Buzzer
I/F
Flasher
Circuit
CPU
Turn RH
Turn LH
CAN I/F
I/F
Display Driver
CANL
CANH
ES
27 A
26 A
28 A
G13(A), G14(B)
Combination Meter Assembly
W
LG
BR
W
LG
BR
W
B
BR
W
B
GB

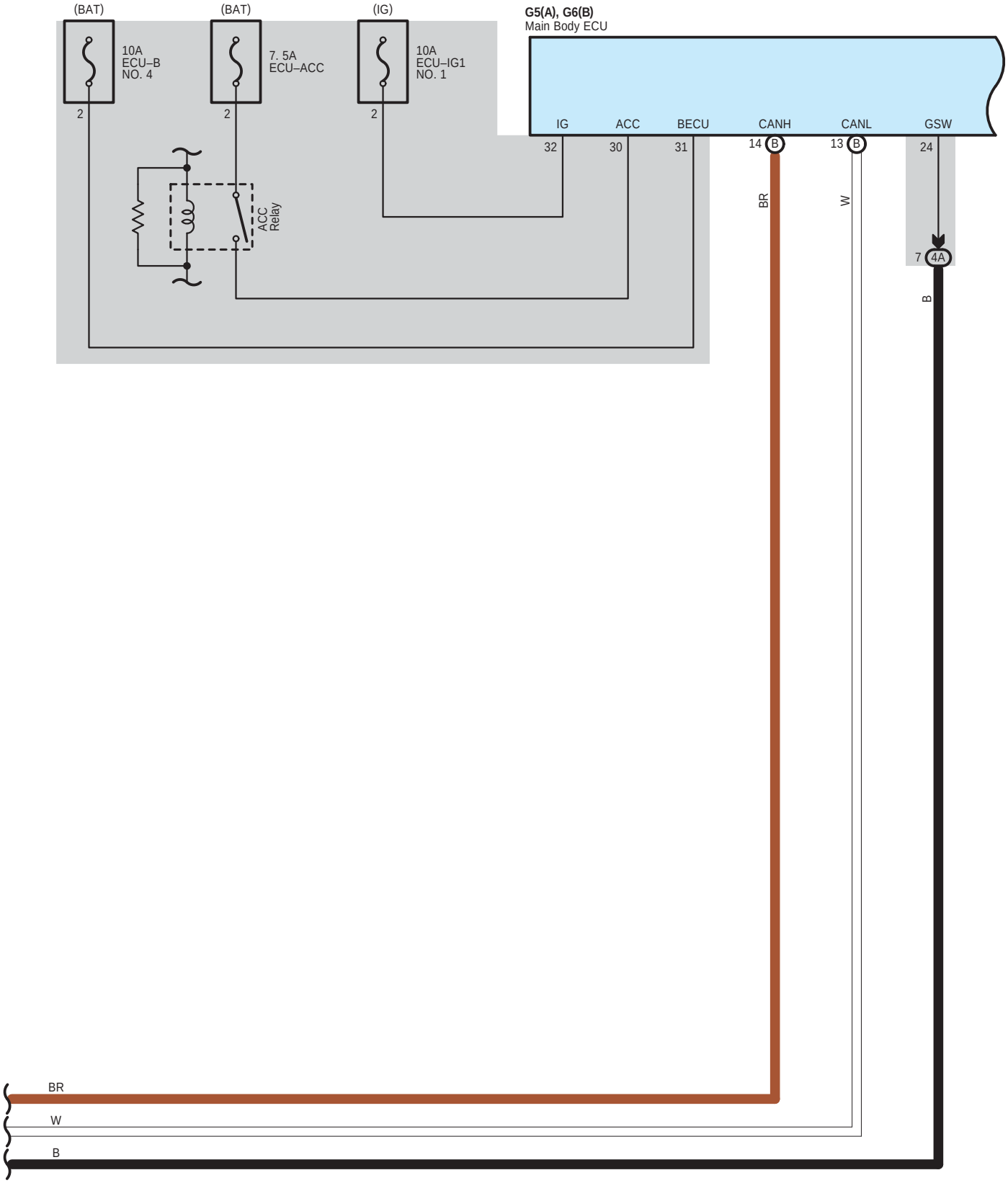
(BAT)
10A
ECU–B
NO. 4
2
(BAT)
7. 5A
ECU–ACC
2
(IG)
10A
ECU–IG1
NO. 1
2
ACC
Relay
G5(A), G6(B)
Main Body ECU
IG
32
ACC
30
BECU
31
CANH
14
B
CANL
13
B
GSW
24
7
4A
BR
W
B
BR
W
B

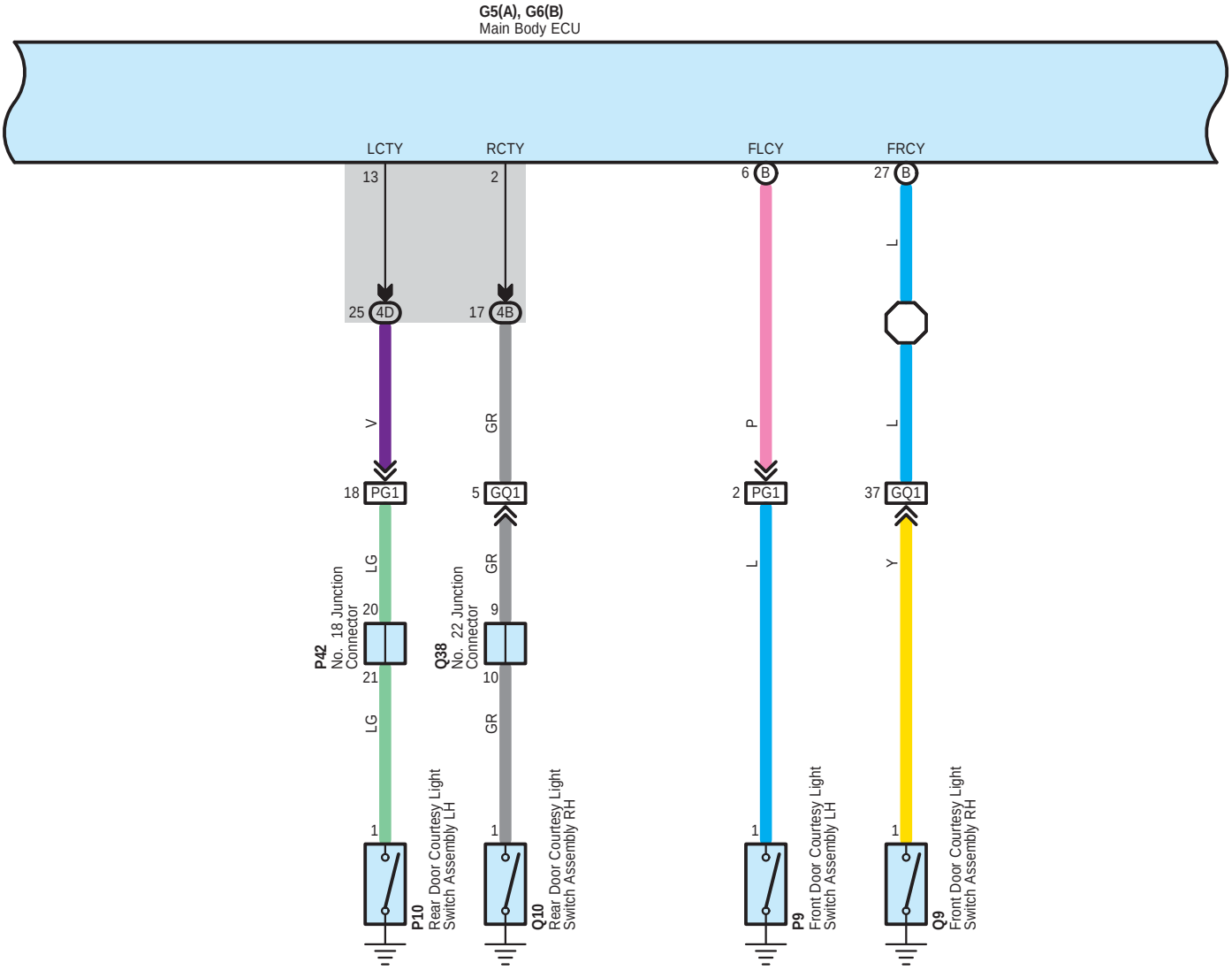
G5(A), G6(B)
Main Body ECU
LCTY
RCTY
FLCY
FRCY
13
2
6 B
27 B
25 4D
17 4B
V
GR
P
L
L
18 PG1
5 GQ1
2 PG1
37 GQ1
LG
GR
L
Y
P42
No. 18 Junction Connector
Q38
No. 22 Junction Connector
20
21
9
10
LG
GR
1
1
1
1
P10
Rear Door Courtesy Light Switch Assembly LH
Q10
Rear Door Courtesy Light Switch Assembly RH
P9
Front Door Courtesy Light Switch Assembly LH
Q9
Front Door Courtesy Light Switch Assembly RH

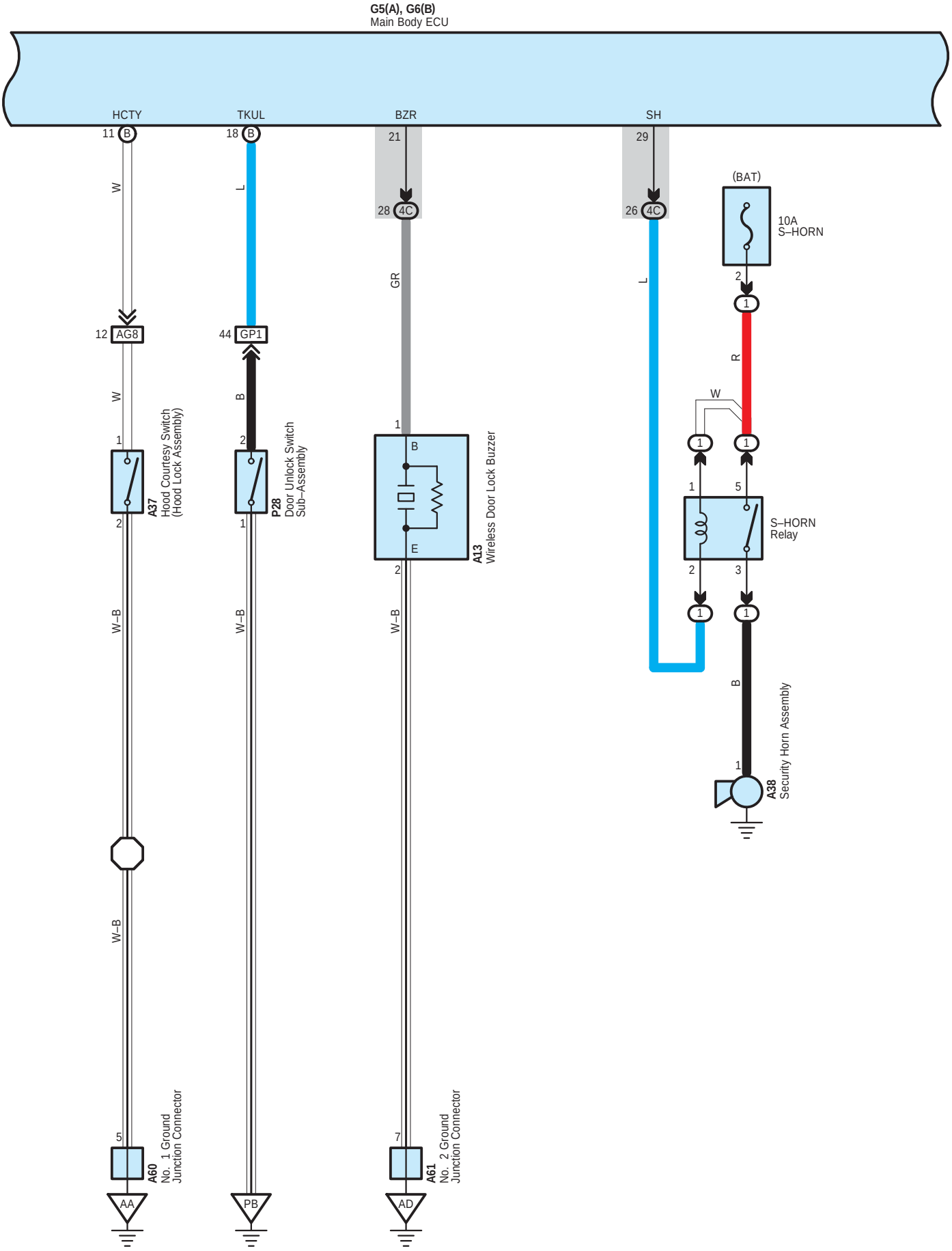
G5(A), G6(B)
Main Body ECU
HCTY
TKUL
BZR
SH
11 B
18 B
21
28 4C
29
26 4C
W
L
GR
L
(BAT)
10A
S–HORN
2
1
R
W
12 AG8
44 GP1
W
B
1
2
A37
Hood Courtesy Switch
(Hood Lock Assembly)
P28
Door Unlock Switch
Sub–Assembly
B
E
A13
Wireless Door Lock Buzzer
1
5
S–HORN
Relay
2
3
W–B
W–B
W–B
B
A38
Security Horn Assembly
W–B
5
A60
No. 1 Ground
Junction Connector
7
A61
No. 2 Ground
Junction Connector
AA
PB
AD

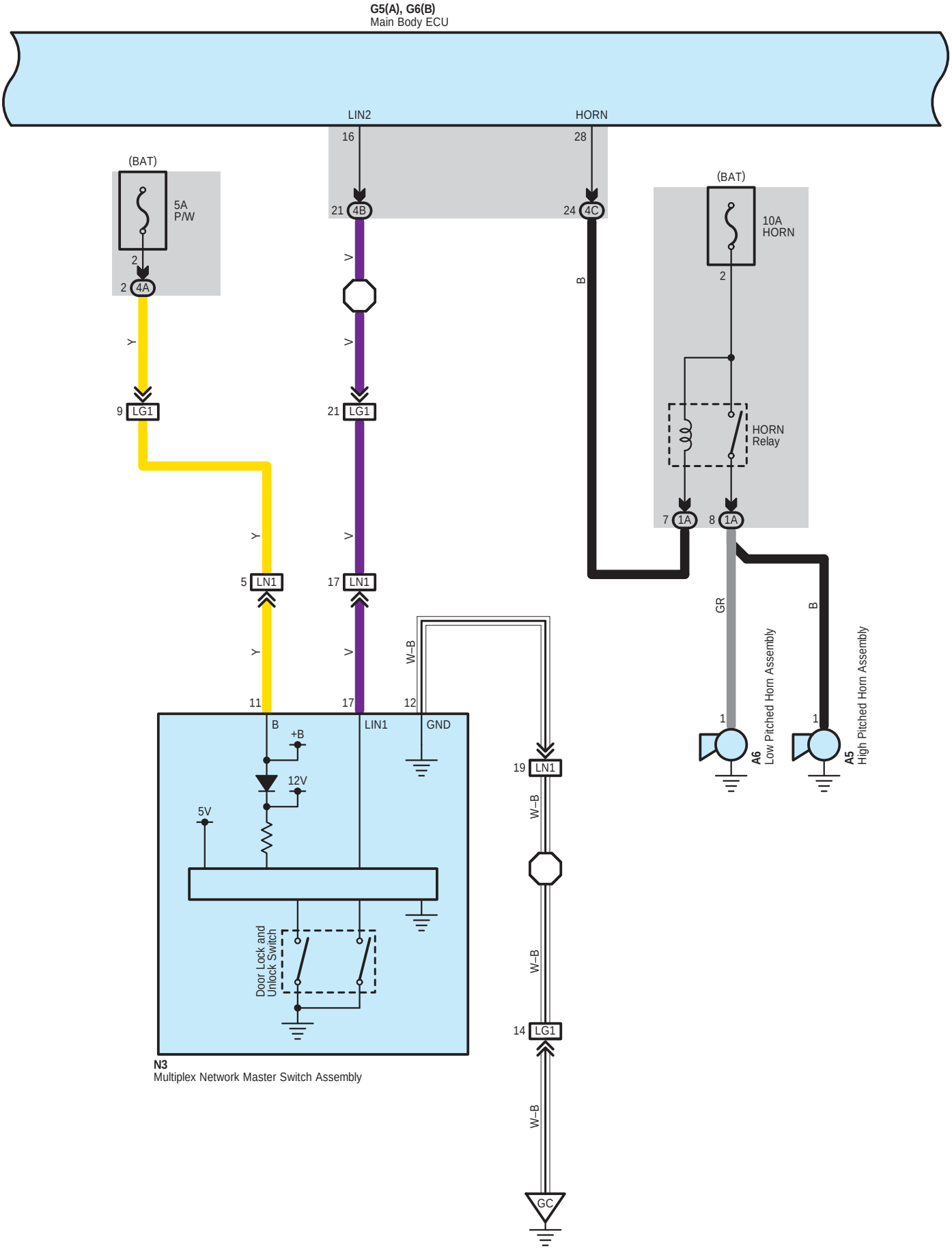
G5(A), G6(B)
Main Body ECU
LIN2
HORN
16
28
21 4B
24 4C
(BAT)
5A
P/W
2
2 4A
Y
9 LG1
21 LG1
V
B
(BAT)
10A
HORN
2
HORN
Relay
7 1A
8 1A
5 LN1
17 LN1
GR
B
W–B
11
17
12
B
+B
LIN1
GND
12V
5V
Door Lock and
Unlock Switch
19 LN1
14 LG1
GC
1
A6
Low Pitched Horn Assembly
A5
High Pitched Horn Assembly
N3
Multiplex Network Master Switch Assembly

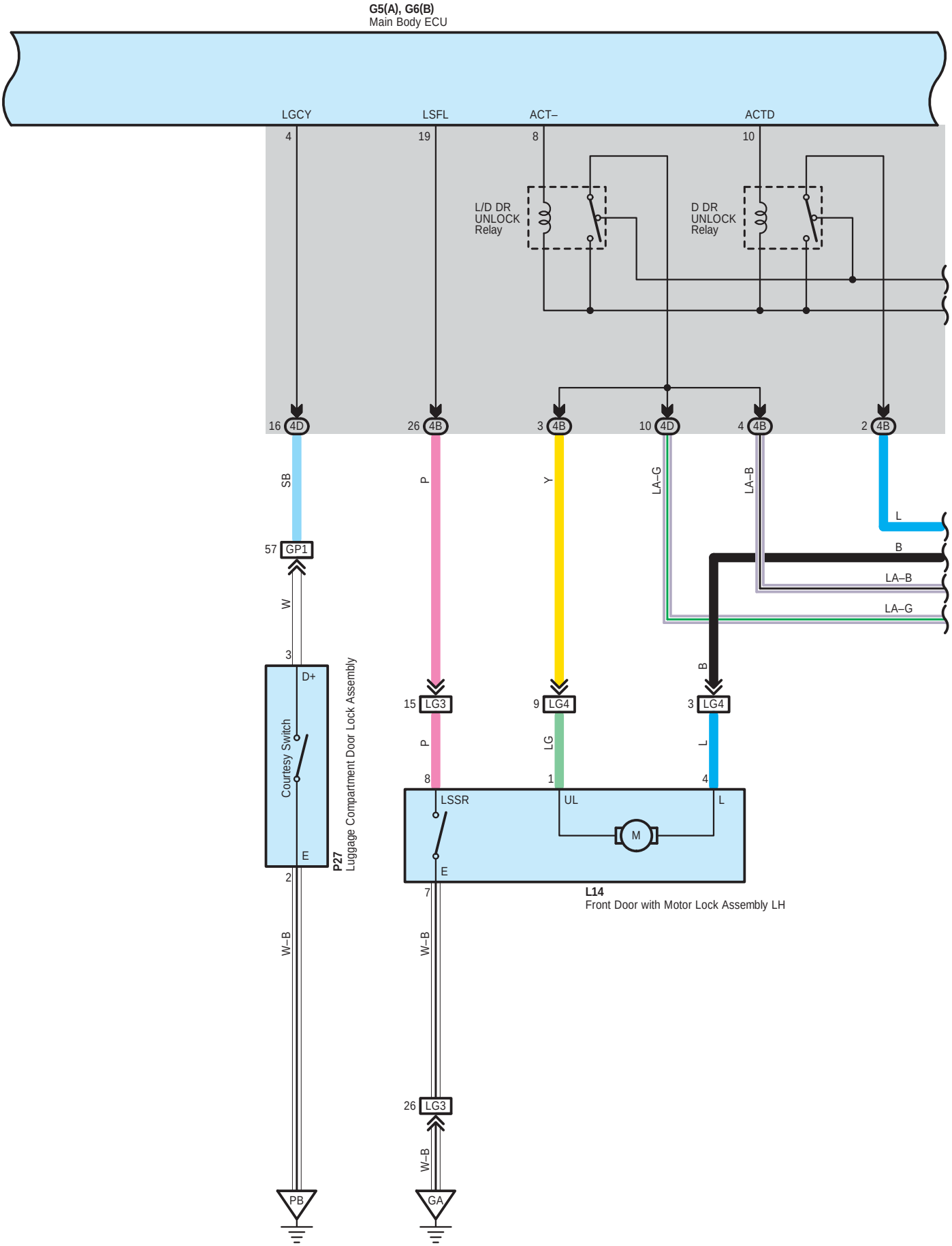
G5(A), G6(B)
Main Body ECU
LGCY
LSFL
ACT–
ACTD
4
19
8
10
L/D DR UNLOCK Relay
D DR UNLOCK Relay
16 4D
26 4B
3 4B
10 4D
4 4B
2 4B
SB
P
Y
LA–G
LA–B
L
B
LA–B
LA–G
57 GP1
W
3
D+
Courtesy Switch
E
P27
Luggage Compartment Door Lock Assembly
2
W–B
PB
15 LG3
P
8
9 LG4
LG
1
3 LG4
L
4
B
LSSR
UL
L
M
E
L14
Front Door with Motor Lock Assembly LH
7
W–B
26 LG3
W–B
GA

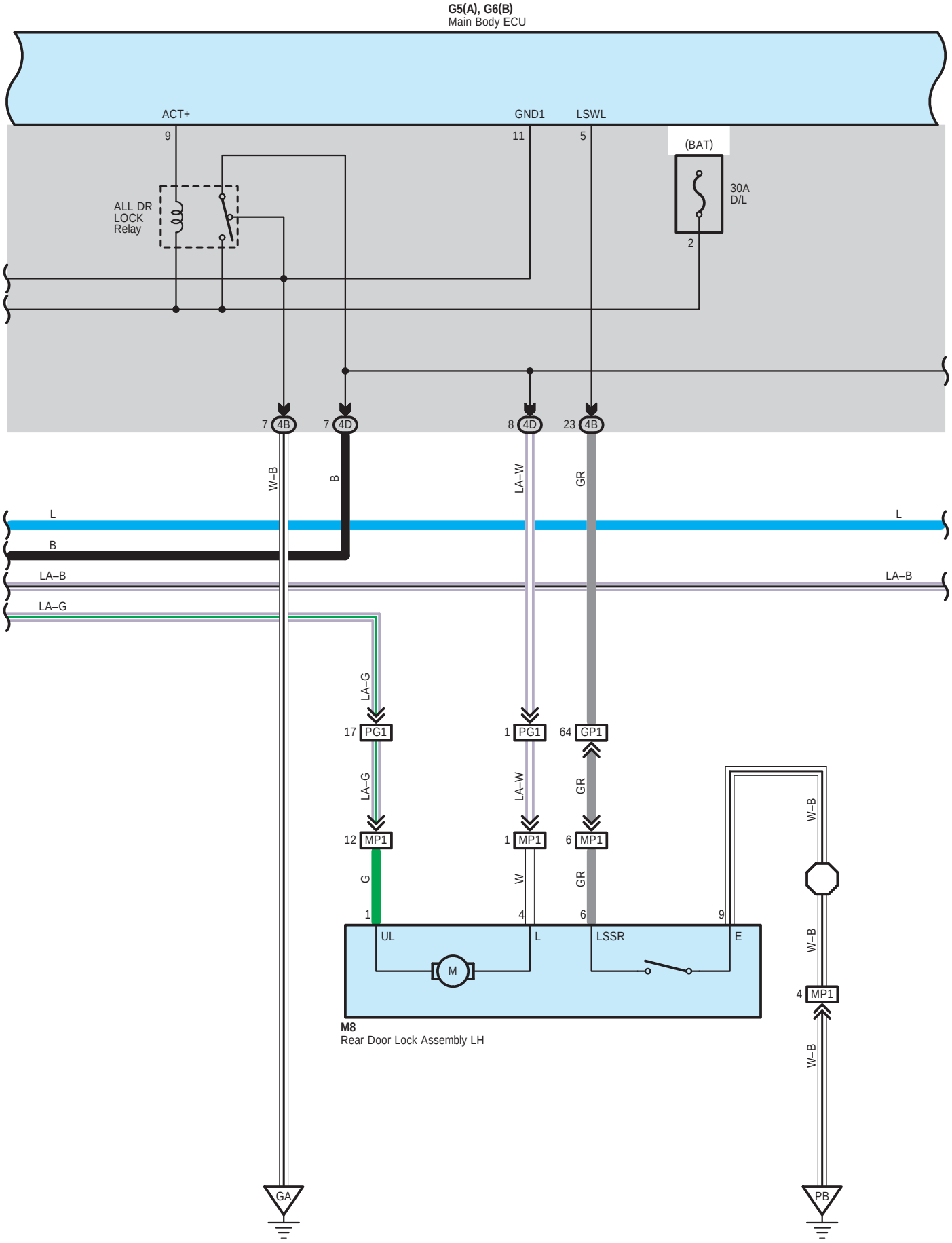
G5(A), G6(B)
Main Body ECU
ACT+
GND1
LSWL
9
11
5
(BAT)
30A
D/L
2
ALL DR
LOCK
Relay
7 4B
7 4D
8 4D
23 4B
W–B
B
LA–W
GR
L
B
LA–B
LA–G
17 PG1
1 PG1
64 GP1
12 MP1
1 MP1
6 MP1
G
W
1
4
6
9
UL
L
LSSR
E
M
M8
Rear Door Lock Assembly LH
4 MP1
GA
PB

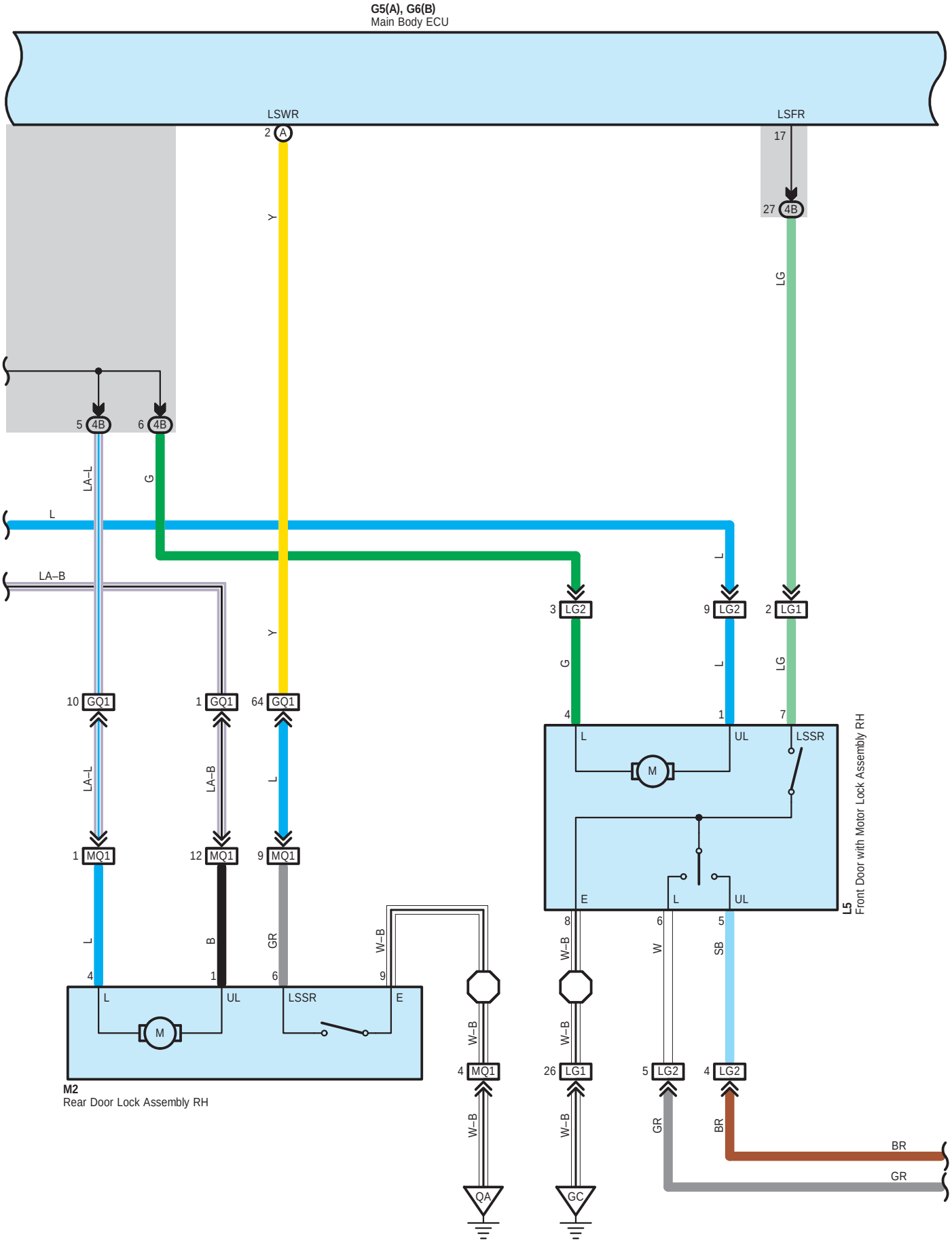
G5(A), G6(B)
Main Body ECU
LSWR
LSFR
2 A
17
27 4B
Y
LG
5 4B
6 4B
LA–L
G
L
LA–B
3 LG2
9 LG2
2 LG1
10 GQ1
1 GQ1
64 GQ1
1 MQ1
12 MQ1
9 MQ1
4
1
7
L
UL
LSSR
M
E
8
6
5
W–B
W
SB
26 LG1
5 LG2
4 LG2
4 MQ1
GR
BR
QA
GC
L5
Front Door with Motor Lock Assembly RH
M2
Rear Door Lock Assembly RH

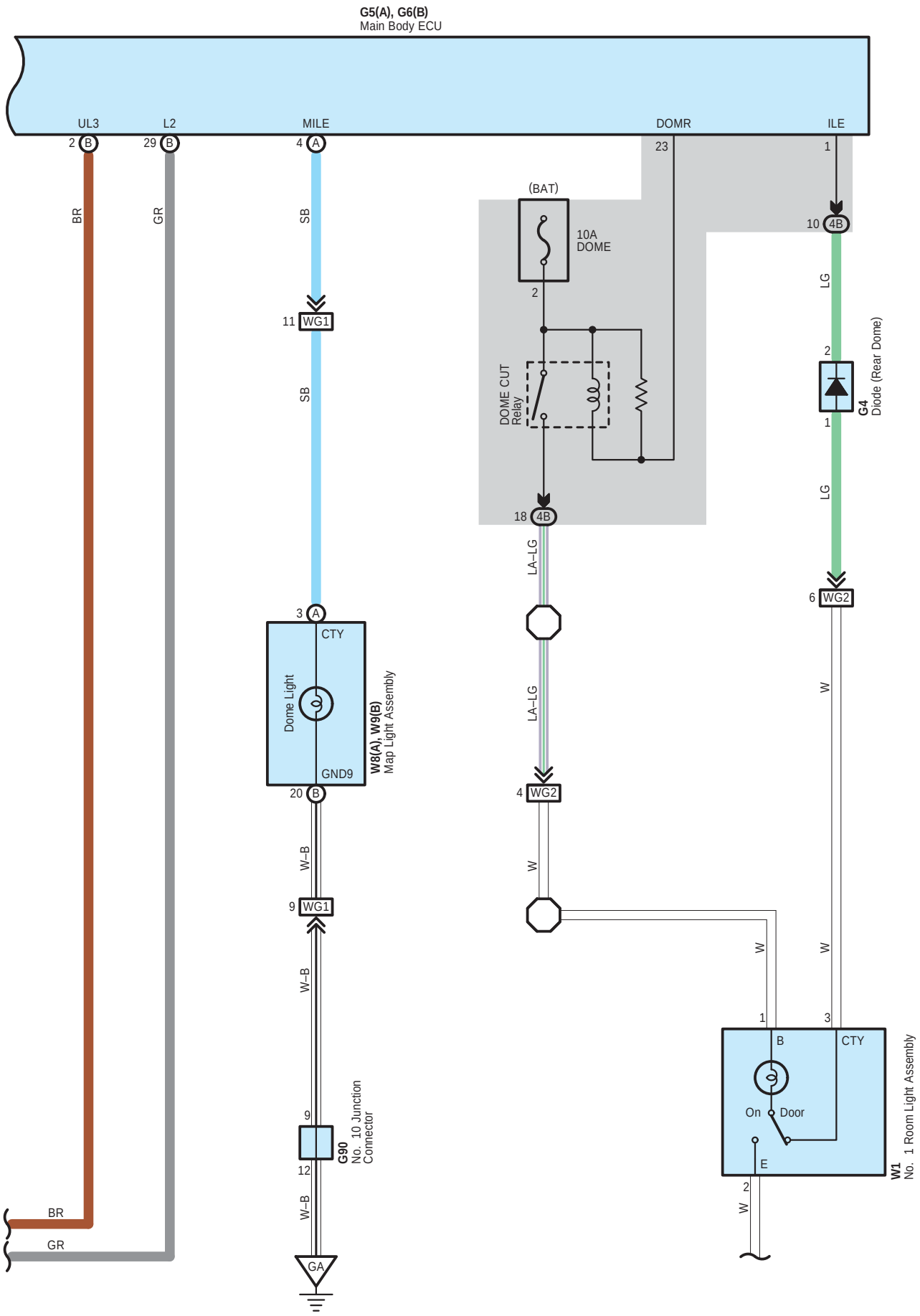
G5(A), G6(B)
Main Body ECU
UL3
L2
MILE
DOMR
ILE
2 B
29 B
4 A
23
1
(BAT)
10A
DOME
2
10 4B
BR
GR
SB
LG
11 WG1
SB
2
G4
Diode (Rear Dome)
1
DOME CUT
Relay
LG
18 4B
LA–LG
6 WG2
3 A
CTY
Dome Light
GND9
W8(A), W9(B)
Map Light Assembly
LA–LG
W
20 B
4 WG2
W–B
W
9 WG1
W
W
W–B
1
3
B
CTY
On
Door
9
G90
No. 10 Junction
Connector
12
E
W1
No. 1 Room Light Assembly
2
W–B
W
BR
GR
GA

A5
Black

90980-10619

A6
Black

90980-10619

A13
Gray

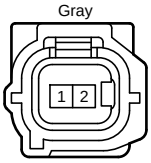

90980-12572

A17
Black

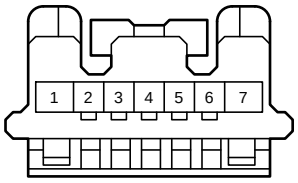

90980-12092

A25
White

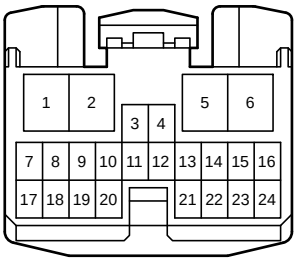

90980-12560

A26
White

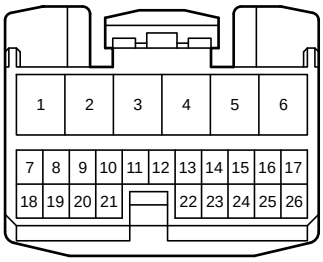

90980-12561

A27
Gray

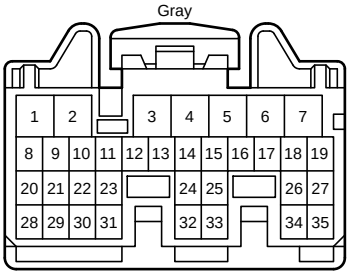

90980-12428

A37
Black

90980-11155

A38
Black

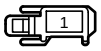

90980-10619

A60
Gray

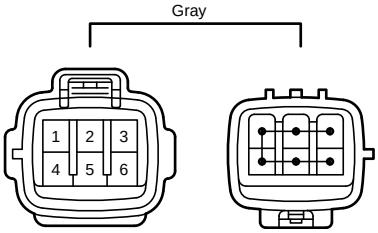

90980-11194

A61
Black

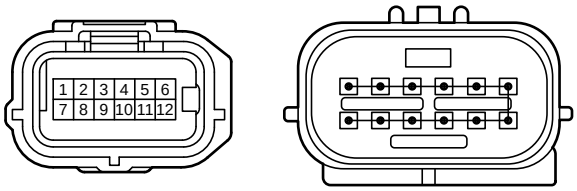

90980-12356

A63
Gray

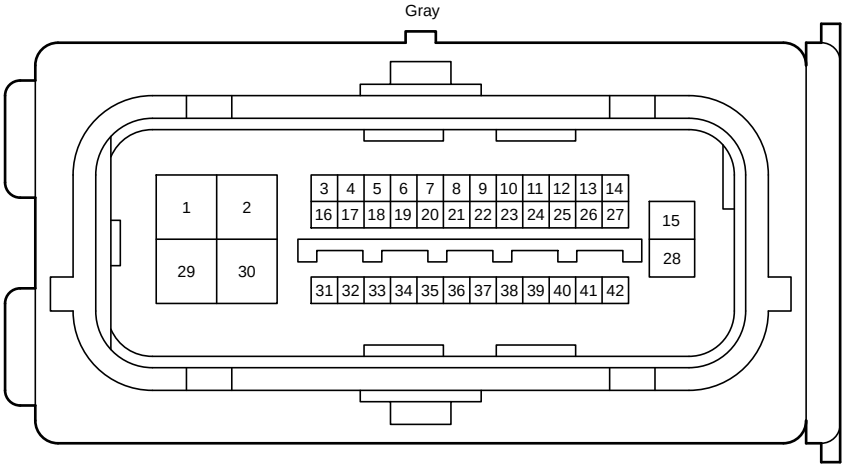

90980-12828

D8
Black

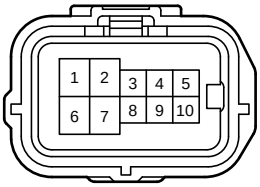

90980-12446

F1
White

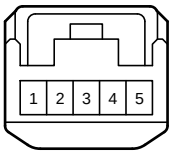

90980-12366

F2
White



90980-12303

G1
Black

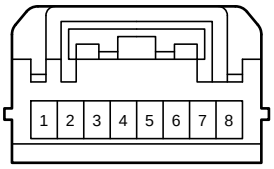

90980-12550

G2
Black

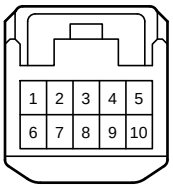

90980-12368

G4
Black

90980-10962

G5
White

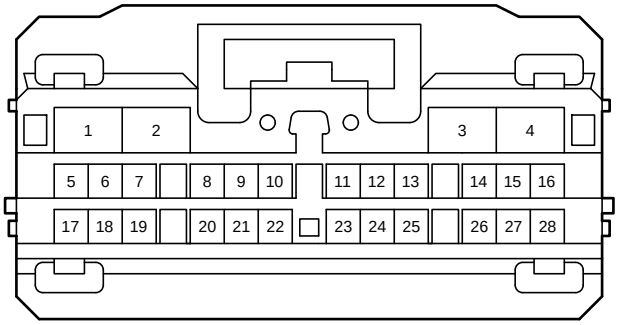

90980-12908

G6
White

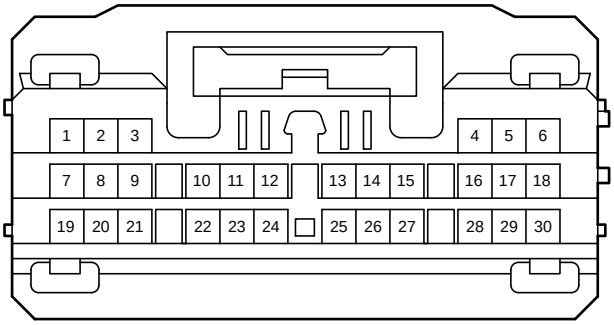

90980-12909

G13
Black

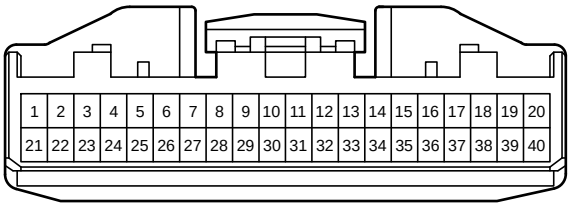

90980-12557

G14
Black

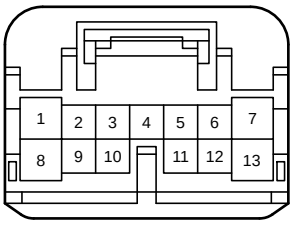

90980-12767

G15
White

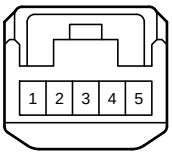

90980-12366

G33
Yellow

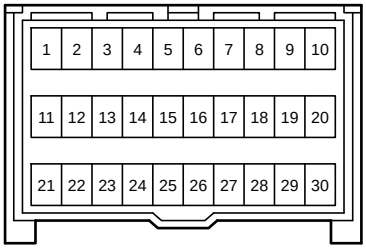

90980-12391

G35
White

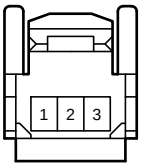

90980-12795

G39
Black

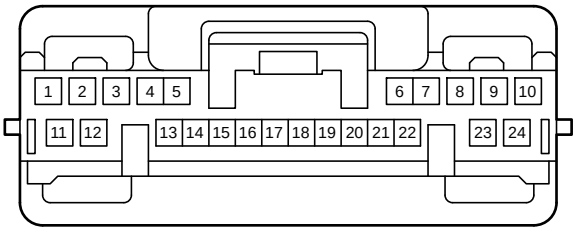

90980-12912

G40
White

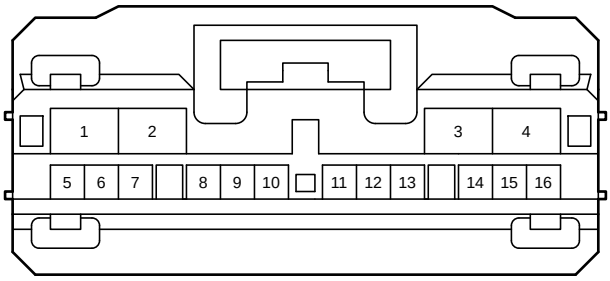

90980-12763

G41
Black

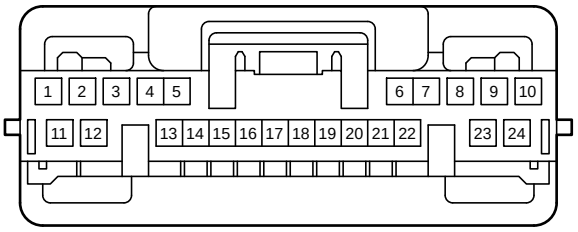

90980-12A42

G45
Gray

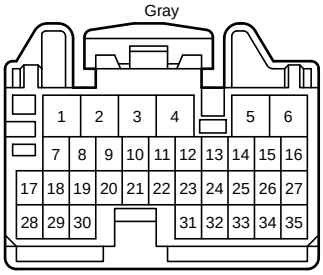

90980-12429

G46
Gray

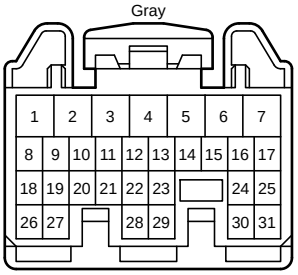

90980-12431

G56
White

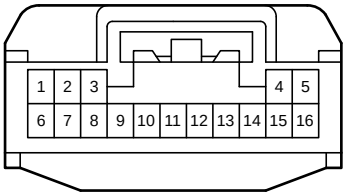

90980-12423

G80
White

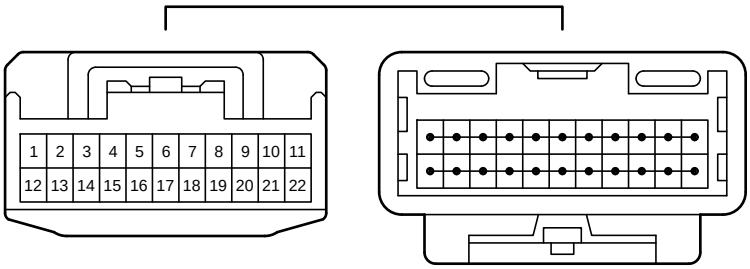

90980-12372

G81
White

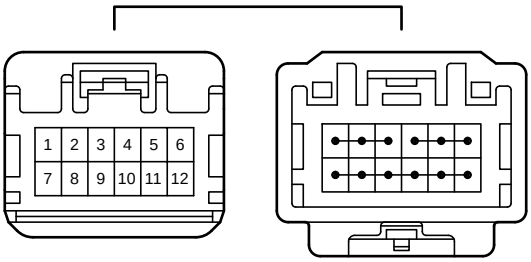

90980-12737

G84
White

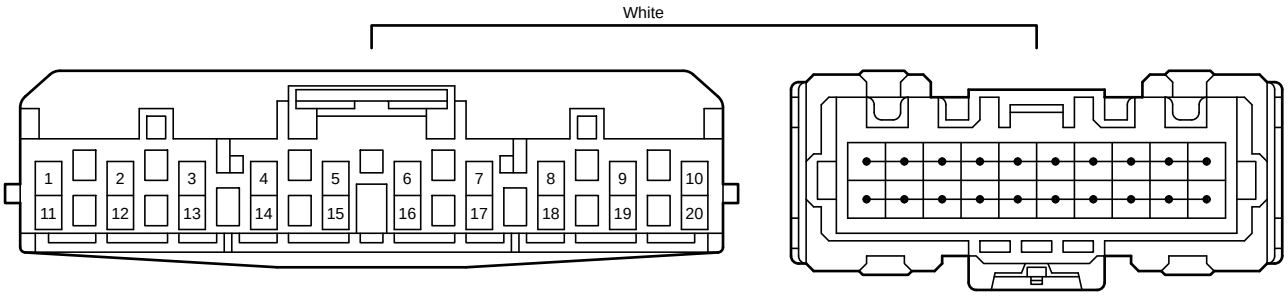

90980-12A58

G85
White

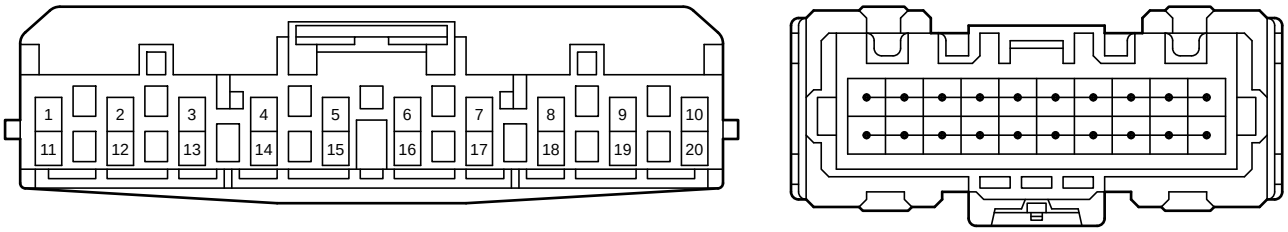

90980-12A58

G86
White

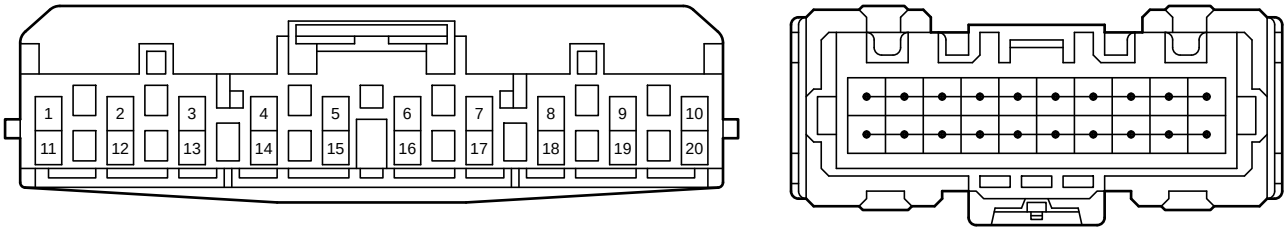

90980-12A58

G90
White

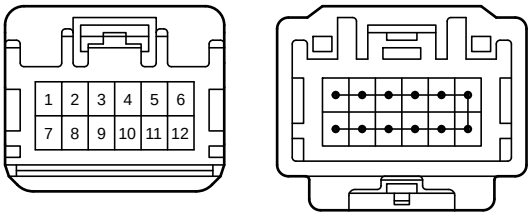

90980-12737

G94
White

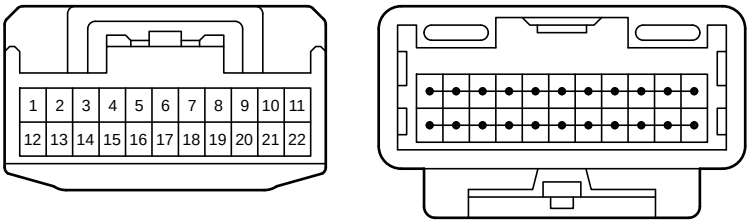

90980-12372

L4
White

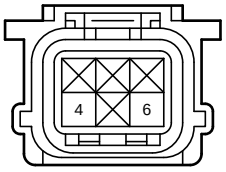

90980-12A30

L5
White

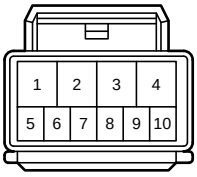

90980-12226

L13
White

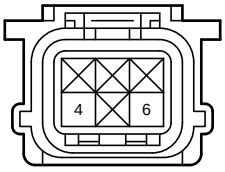

90980-12A30

L14
White

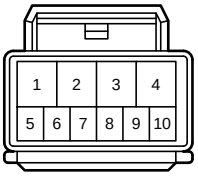

90980-12226

M2
White

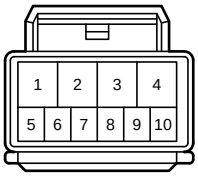

90980-12226

M8
White

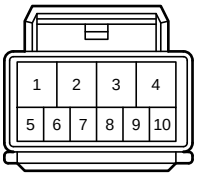

90980-12226

N3
White

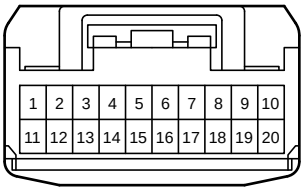

90980-12460

P9
Black

90980-10871

P10
Black

90980-10871

P16
White

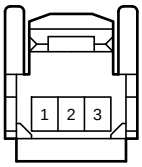

90980-12795

P26
White

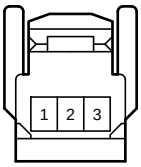

90980-12695

P27
Black



90980-10908

P28
White

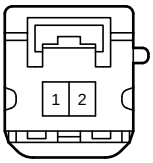

90980-12808

P42
White

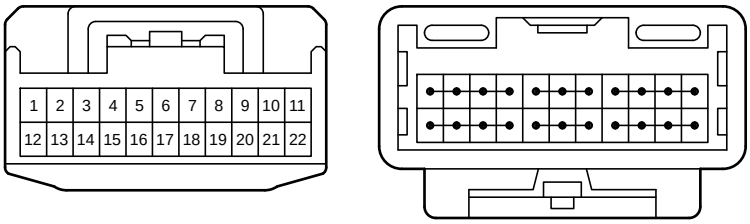

90980-12372

P47
White

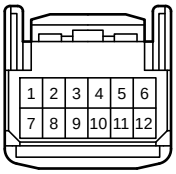

90980-12552

Q1
Yellow

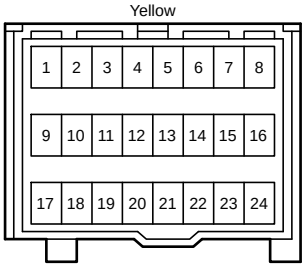

90980-12390

Q9
Black

90980-10871

Q10
Black

90980-10871

Q12
Black

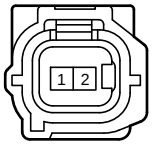

90980-12416

Q15
Gray

90980-10942

Q17
White

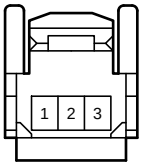

90980-12795

Q38
White

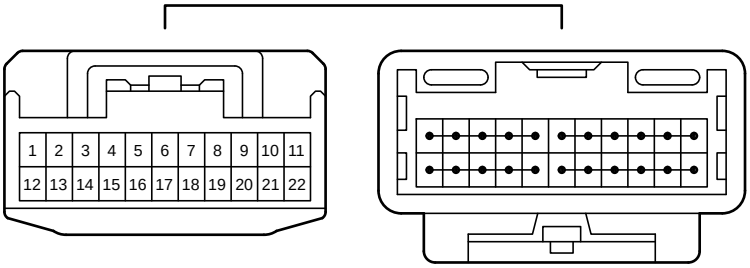

90980-12372

W1
Gray

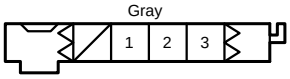

W8
White

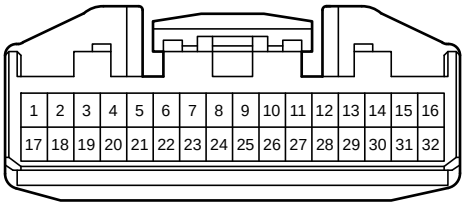

90980-12556

W9
White

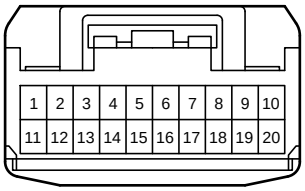

90980-12460

1A
White

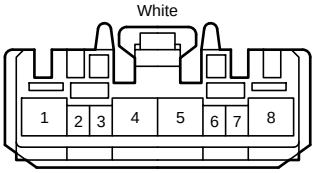

90980-12468

4A
White

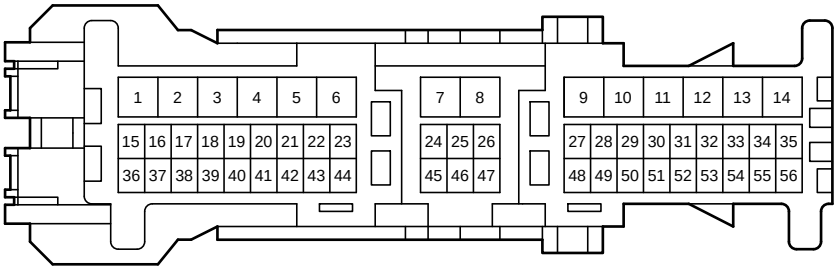

90980-12890

4B
White

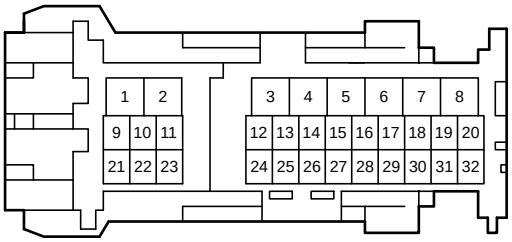

90980-12A48

4C
White

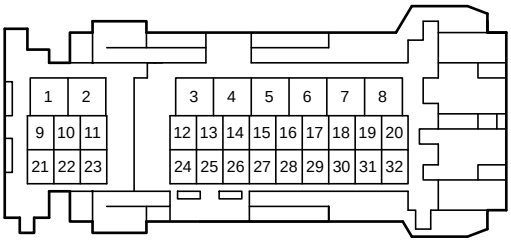

90980-12A47

4D
White

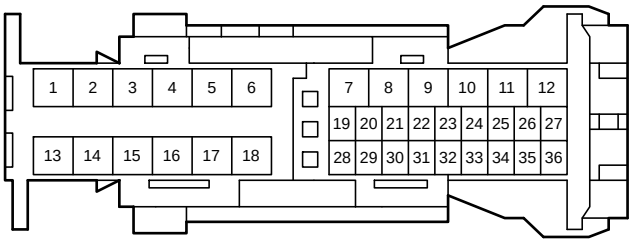

90980-12944

AG1
White

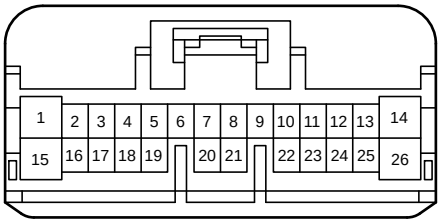

90980-12771

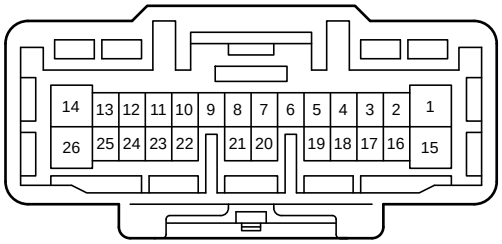

90980-12770

AG2
Blue

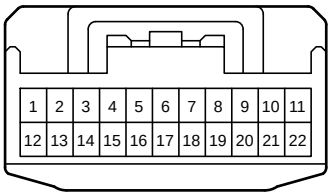

90980-12372

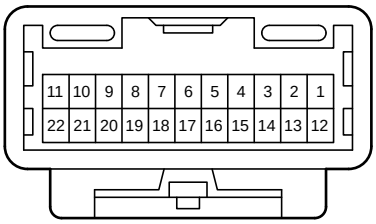

90980-12371

AG6
White

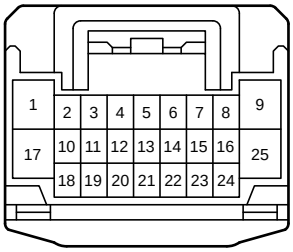

90980-12414

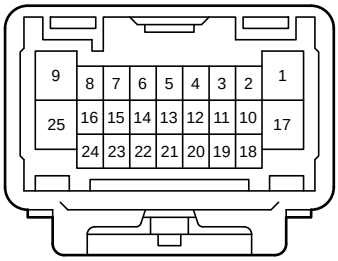

90980-12413

AG7
Black

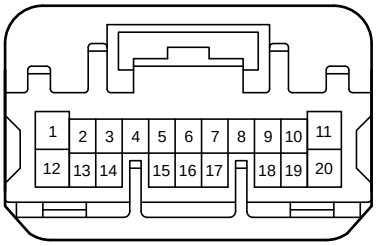

90980-12741

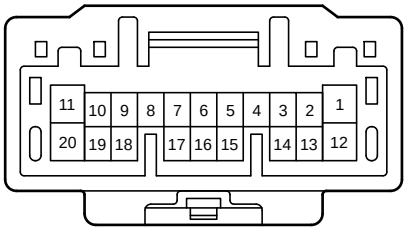

90980-12740

AG8
White

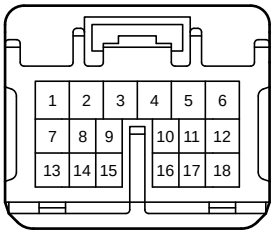

90980-12745

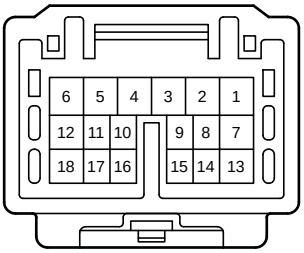

90980-12744

DA1
White

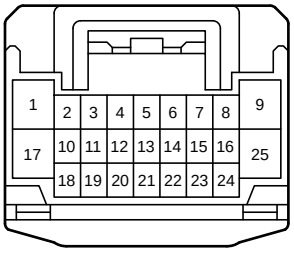

90980-12414

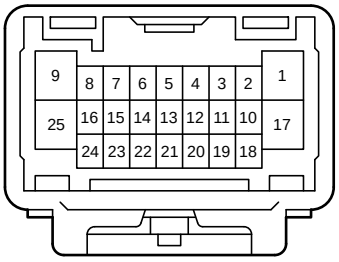

90980-12413

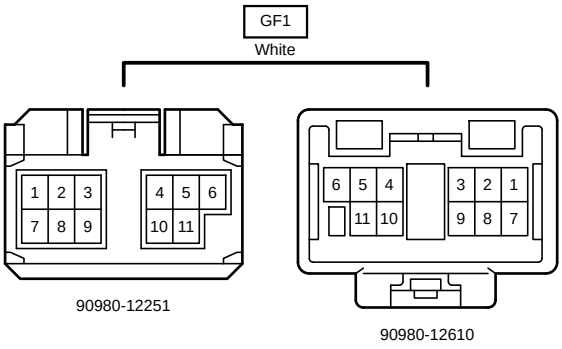
GF1
White
1 2 3
7 8 9
4 5 6
10 11
6 5 4
11 10
3 2 1
9 8 7
90980-12251
90980-12610

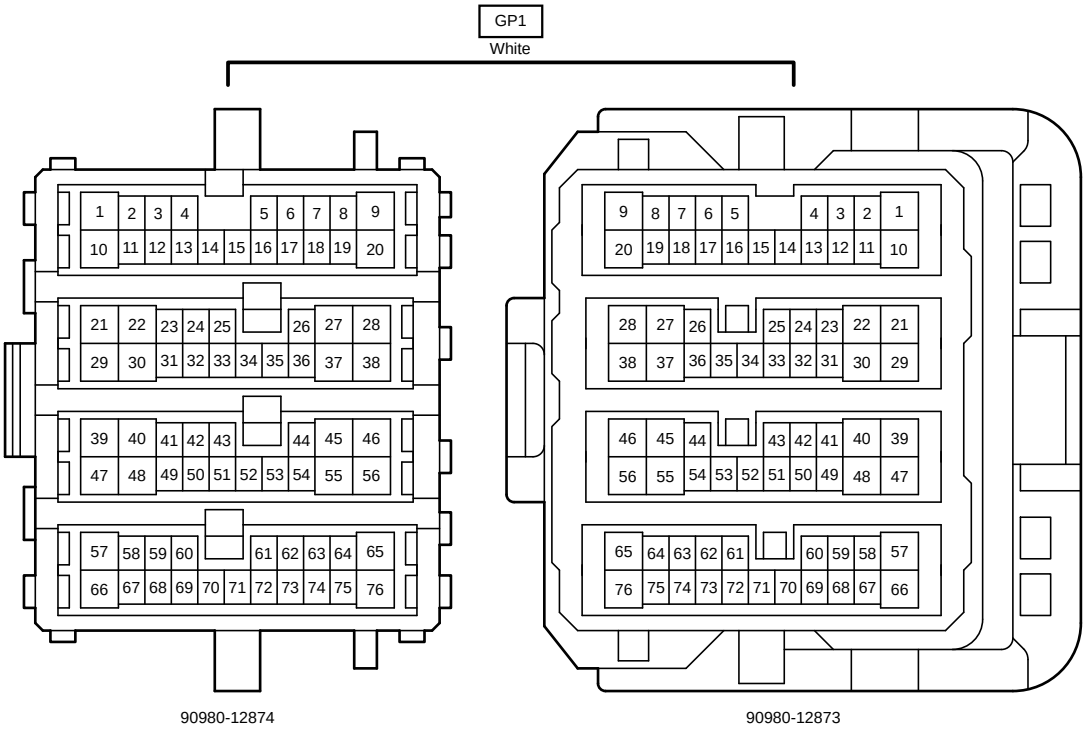
GP1
White
1 2 3 4 5 6 7 8 9
10 11 12 13 14 15 16 17 18 19 20
21 22 23 24 25 26 27 28
29 30 31 32 33 34 35 36 37 38
39 40 41 42 43 44 45 46
47 48 49 50 51 52 53 54 55 56
57 58 59 60 61 62 63 64 65
66 67 68 69 70 71 72 73 74 75 76
9 8 7 6 5 4 3 2 1
20 19 18 17 16 15 14 13 12 11 10
28 27 26 25 24 23 22 21
38 37 36 35 34 33 32 31 30 29
46 45 44 43 42 41 40 39
56 55 54 53 52 51 50 49 48 47
65 64 63 62 61 60 59 58 57
76 75 74 73 72 71 70 69 68 67 66
90980-12874
90980-12873

GQ1
White

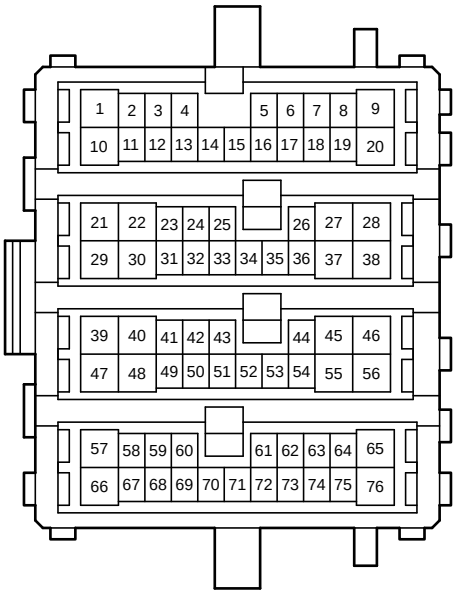

90980-12874

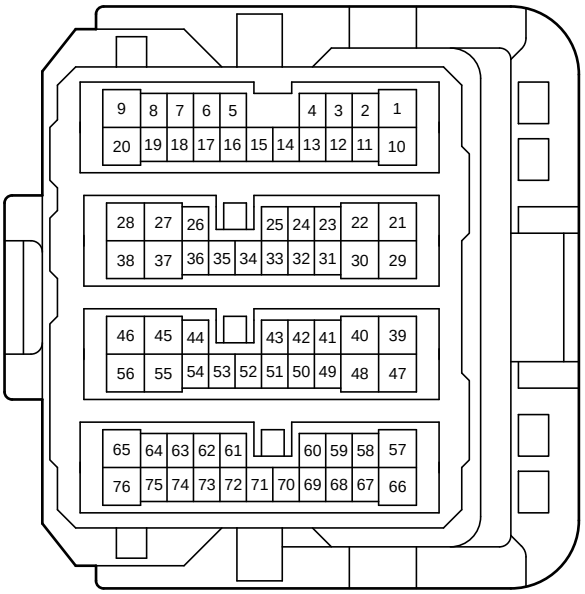

90980-12873

LG1
White

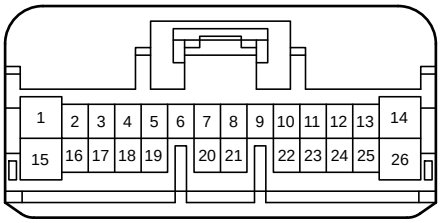

90980-12771

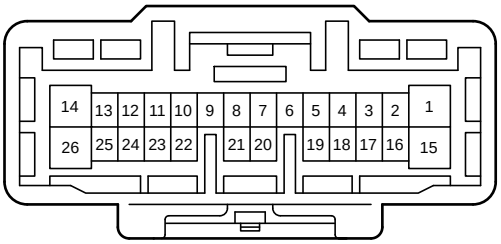

90980-12770

LG2
White

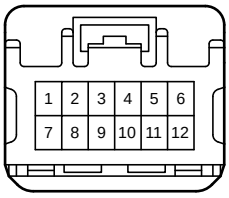

90980-12737

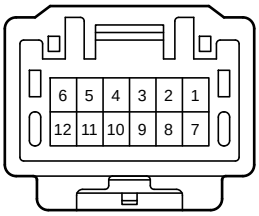

90980-12736

LG3
White

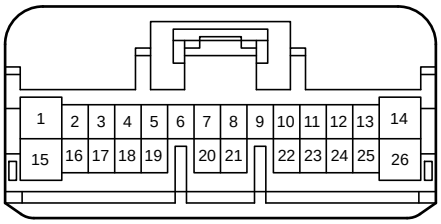

90980-12771

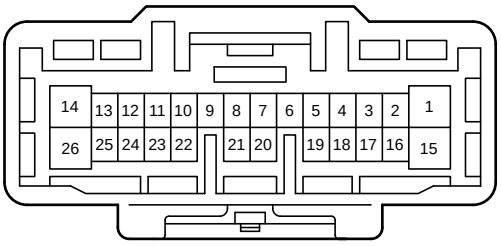

90980-12770

LG4
White

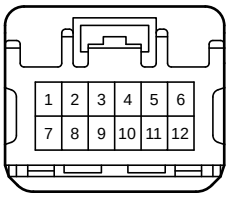

90980-12737

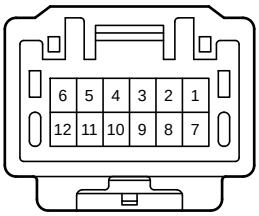

90980-12736

LN1
White

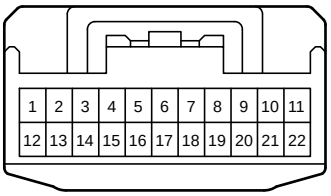

90980-12372

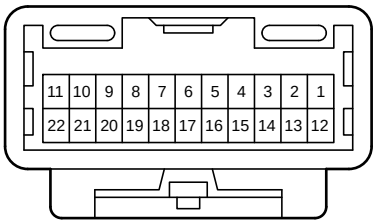

90980-12371

MP1
White

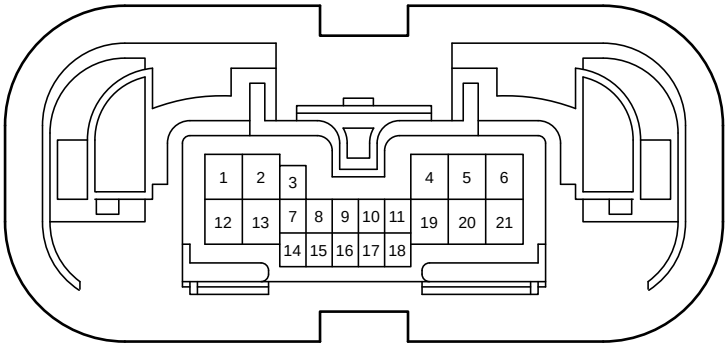

90980-12671

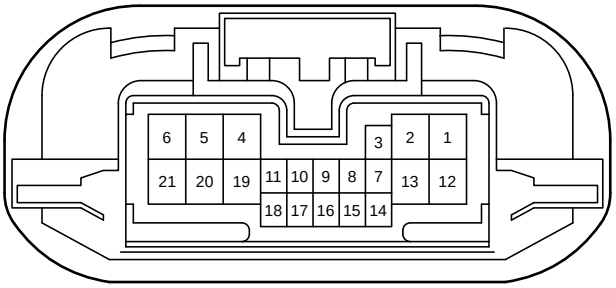

90980-12670

MQ1
White

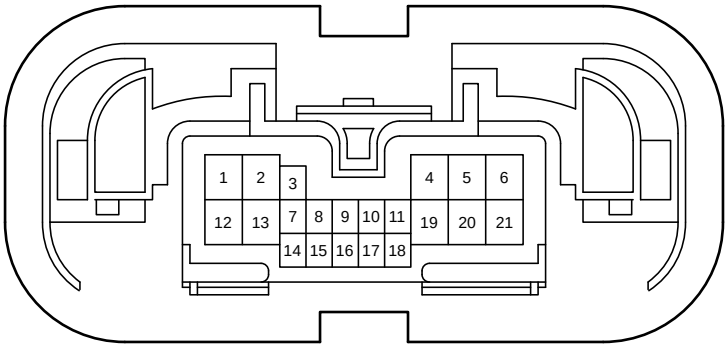

90980-12671

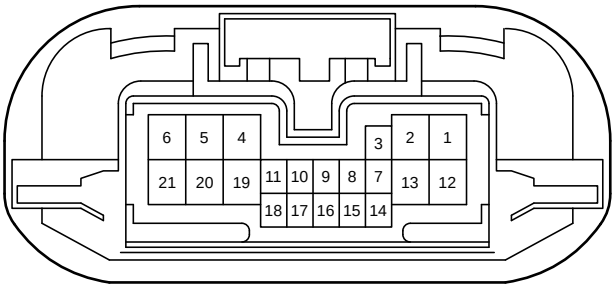

90980-12670

PG1
White

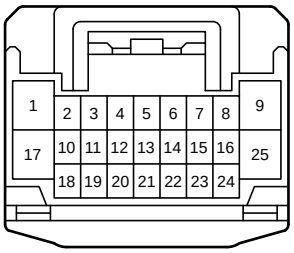

90980-12414

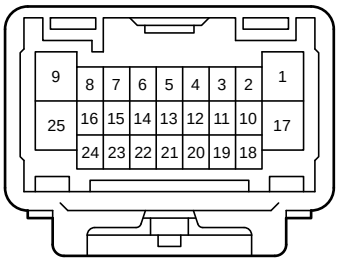

90980-12413

WG1
Gray

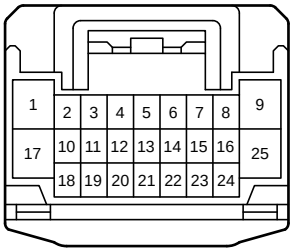

90980-12414

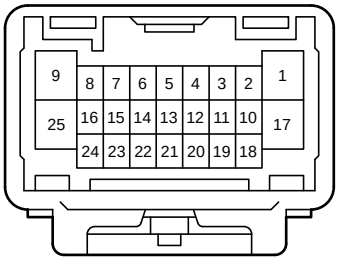

90980-12413

WG2
White

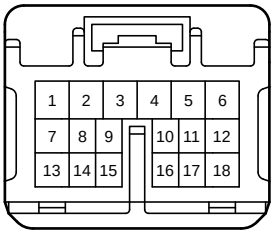

90980-12745

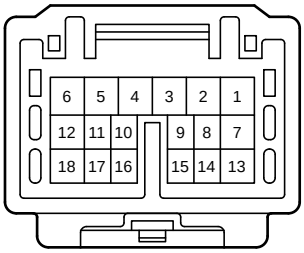

90980-12744