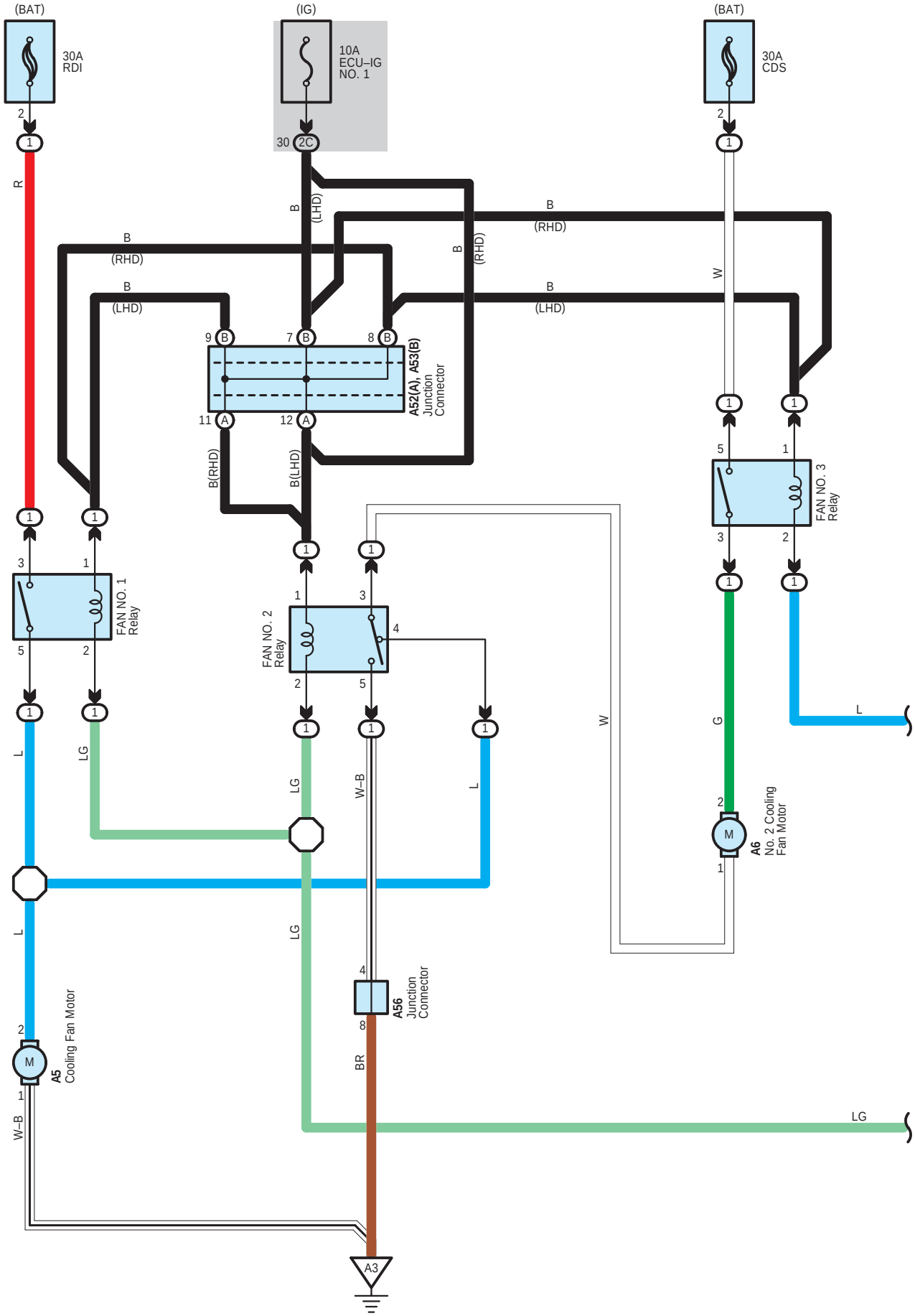
(BAT)
30A
RDI
(IG)
10A
ECU–IG
NO. 1
(BAT)
30A
CDS
30
2C
B
(LHD)
B
(RHD)
B
(RHD)
B
(RHD)
B
(LHD)
B
(LHD)
W
R
9
B
7
B
8
B
A52(A), A53(B)
Junction
Connector
11
A
12
A
B(RHD)
B(LHD)
FAN NO. 3
Relay
FAN NO. 1
Relay
FAN NO. 2
Relay
L
LG
W–B
W
G
L
A6
No. 2 Cooling
Fan Motor
A5
Cooling Fan Motor
A56
Junction
Connector
BR
LG
A3

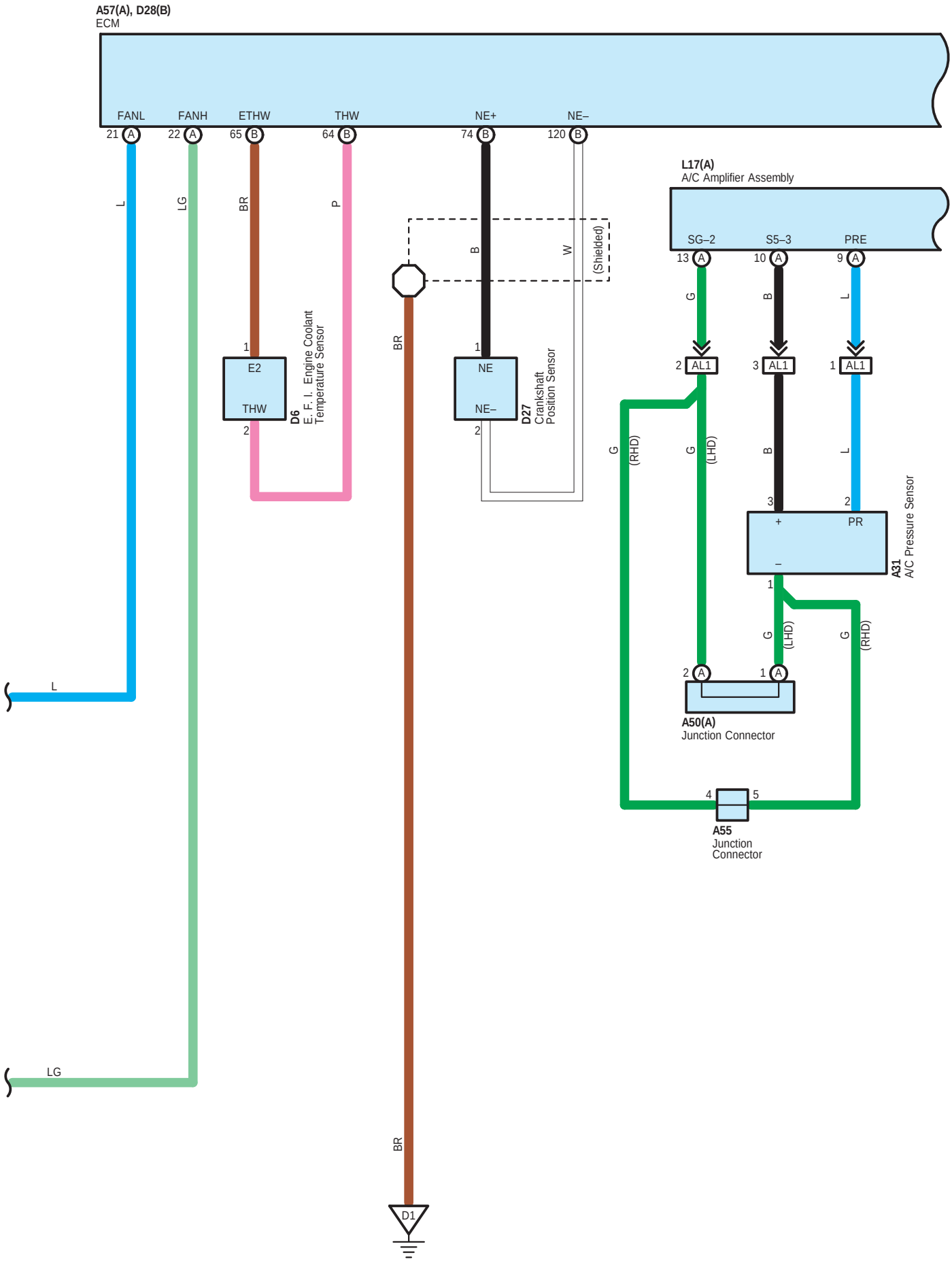
A57(A), D28(B)
ECM
FANL
FANH
ETHW
THW
NE+
NE–
21 A
22 A
65 B
64 B
74 B
120 B
L
LG
BR
P
B
W
(Shielded)
BR
1
E2
THW
2
D6
E. F. I. Engine Coolant Temperature Sensor
1
NE
NE–
2
D27
Crankshaft Position Sensor
L17(A)
A/C Amplifier Assembly
SG–2
S5–3
PRE
13 A
10 A
9 A
G
B
L
2 AL1
3 AL1
1 AL1
G (RHD)
G (LHD)
B
L
3
2
+
PR
–
1
A31
A/C Pressure Sensor
G (LHD)
G (RHD)
2 A
1 A
A50(A)
Junction Connector
4
5
A55
Junction Connector
L
LG
BR
D1

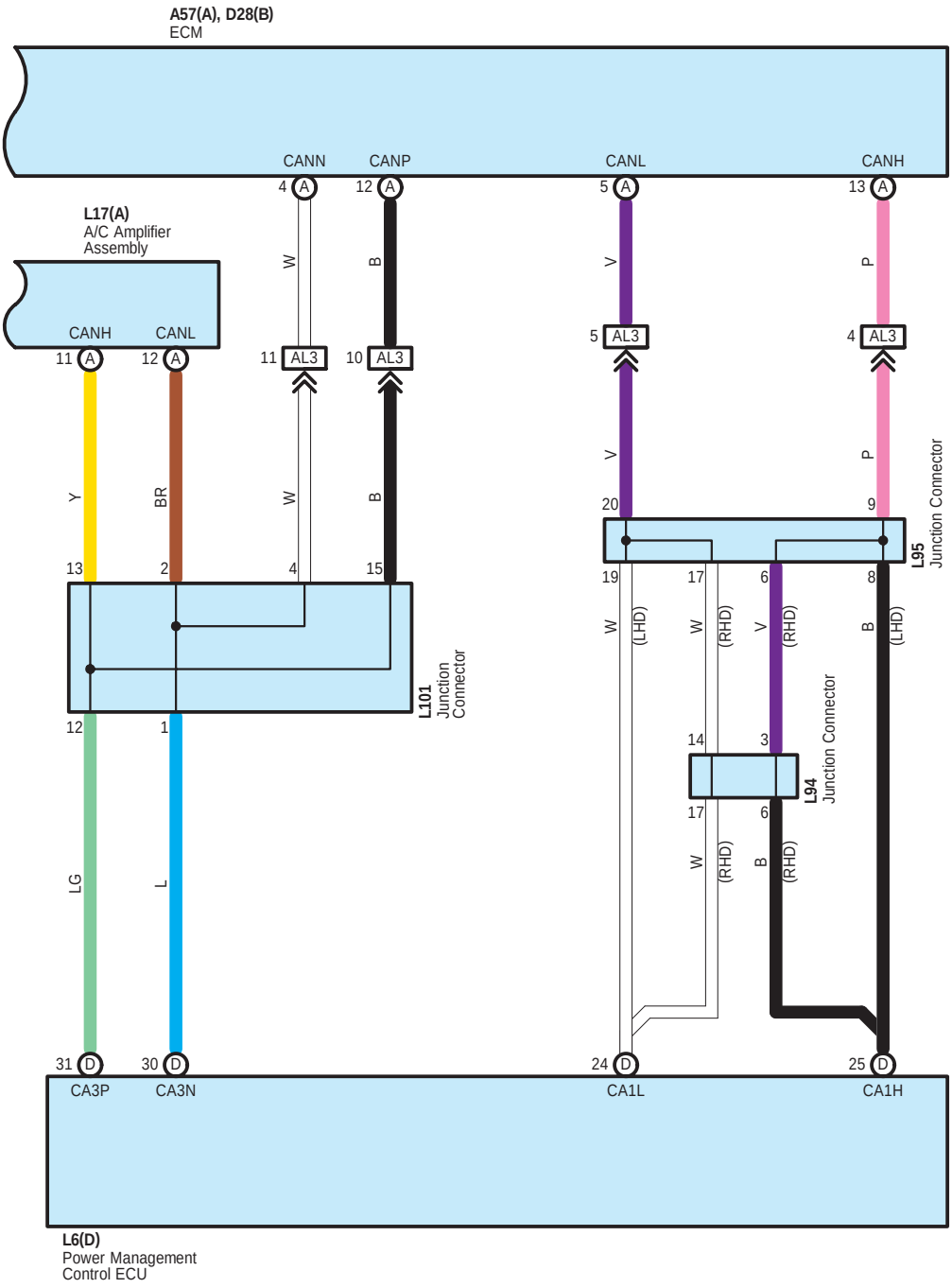
A57(A), D28(B)
ECM
CANN
CANP
CANL
CANH
L17(A)
A/C Amplifier
Assembly
CANH
CANL
AL3
L101
Junction
Connector
L95
Junction Connector
L94
Junction Connector
(LHD)
(RHD)
CA3P
CA3N
CA1L
CA1H
L6(D)
Power Management
Control ECU

A 5
Gray

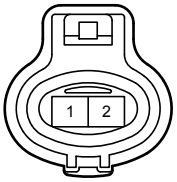

A 6
Black

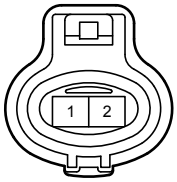

A 31
Black



A 50
White

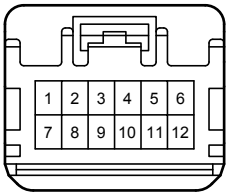

A 52
Black

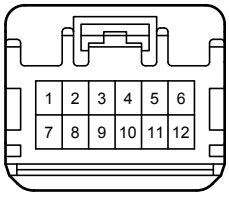

A 53
Black

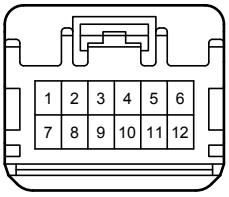

A 55
Black

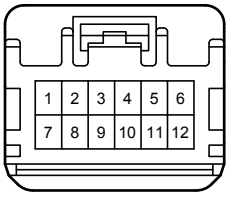

A 56
White

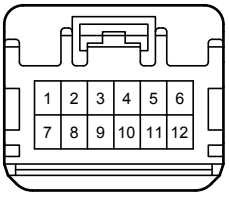

A 57
Black

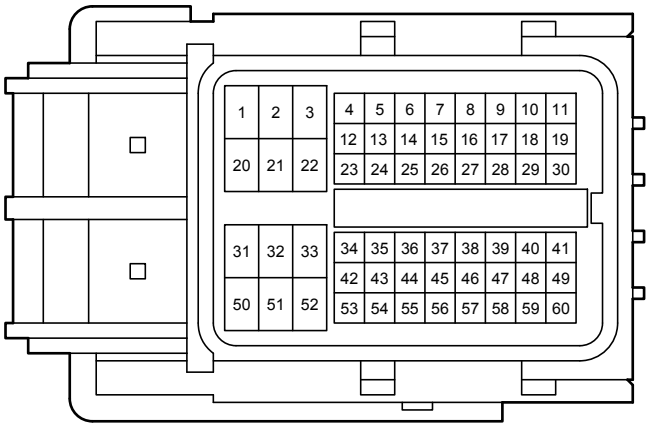

D 6
Black

D 27
Black

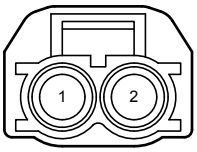

D 28
Black

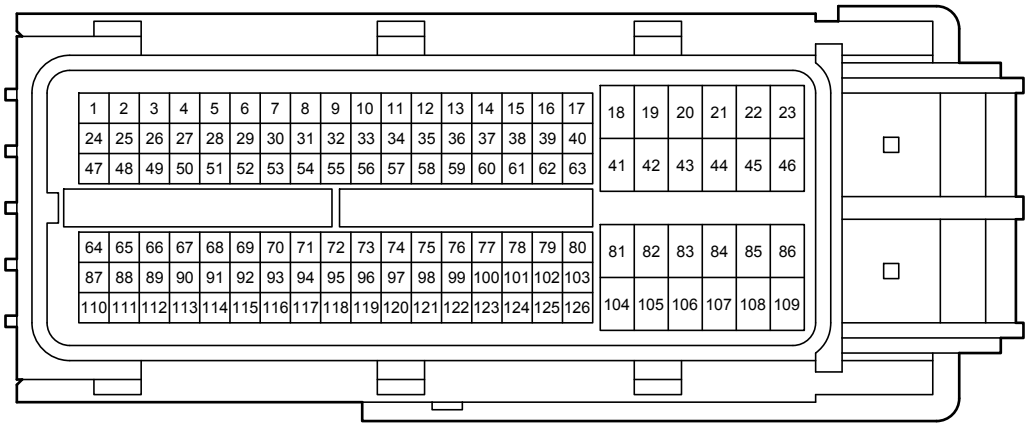

L 6
Gray

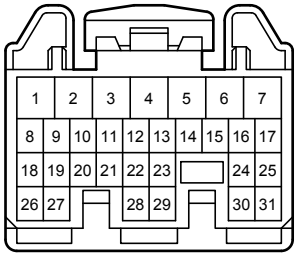

L 17
White

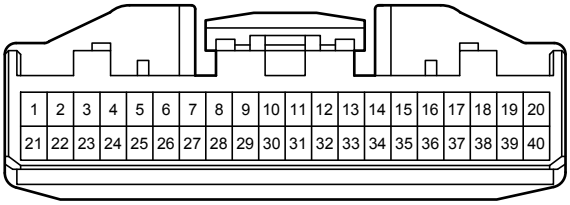

L 94
White

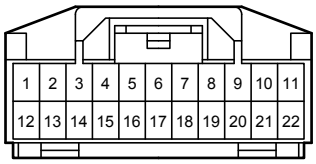

L 95
White

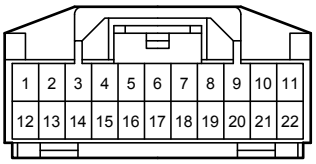

L101
Black

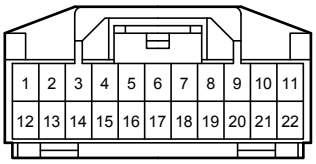

2C
White

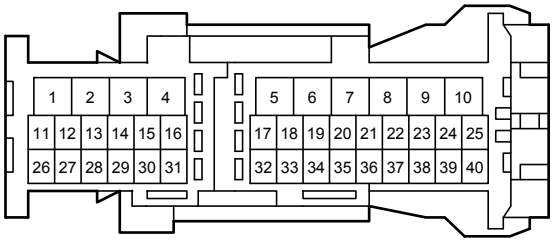

AL1
Blue

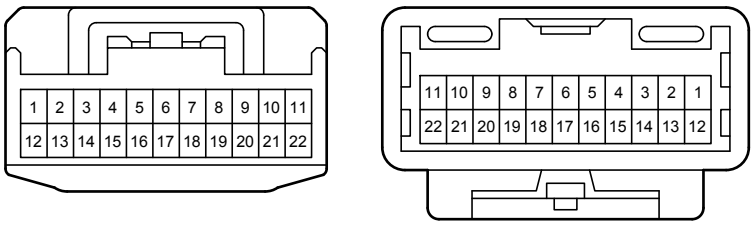
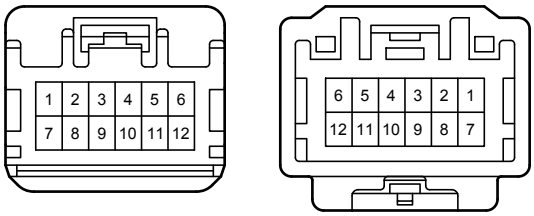
AL3
White