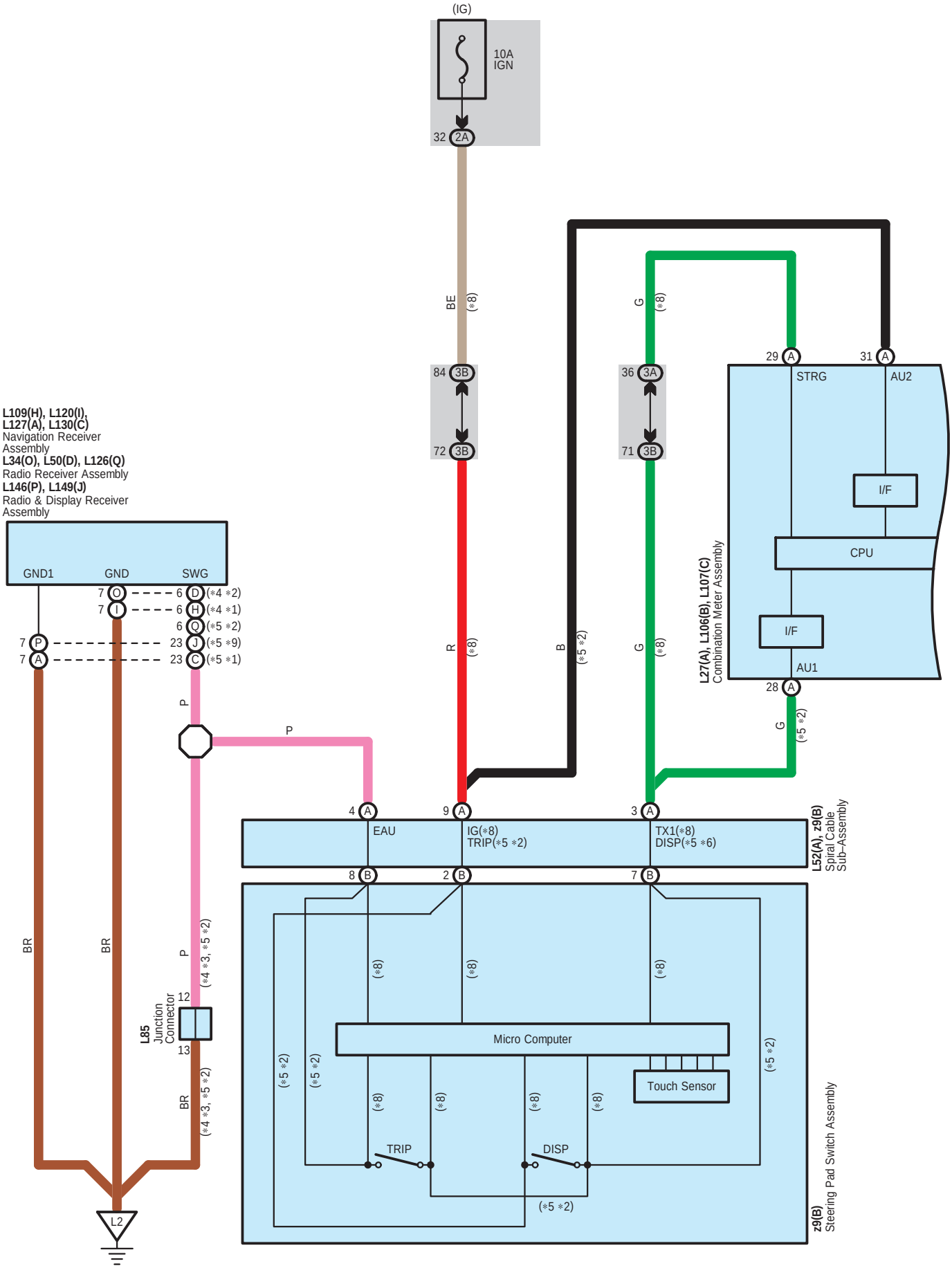
(IG)
10A
IGN
32 2A
BE (*8)
84 3B
72 3B
R (*8)
B (*5 *2)
G (*8)
36 3A
71 3B
G (*8)
29 A
31 A
STRG
AU2
I/F
CPU
I/F
AU1
28 A
L27(A), L106(B), L107(C)
Combination Meter Assembly
G (*5 *2)
L109(H), L120(I),
L127(A), L130(C)
Navigation Receiver
Assembly
L34(O), L50(D), L126(Q)
Radio Receiver Assembly
L146(P), L149(J)
Radio & Display Receiver
Assembly
GND1
GND
SWG
7 O
7 I
7 P
7 A
6 D (*4 *2)
6 H (*4 *1)
6 Q (*5 *2)
23 J (*5 *9)
23 C (*5 *1)
P
P
4 A
9 A
3 A
EAU
IG(*8)
TRIP(*5 *2)
TX1(*8)
DISP(*5 *6)
L52(A), z9(B)
Spiral Cable
Sub-Assembly
8 B
2 B
7 B
BR
BR
P (*4 *3, *5 *2)
12
L85
Junction
Connector
13
BR (*4 *3, *5 *2)
(*8)
(*8)
(*8)
(*5 *2)
(*5 *2)
(*5 *2)
Micro Computer
Touch Sensor
(*8)
(*8)
(*8)
(*8)
TRIP
DISP
(*5 *2)
z9(B)
Steering Pad Switch Assembly
L2

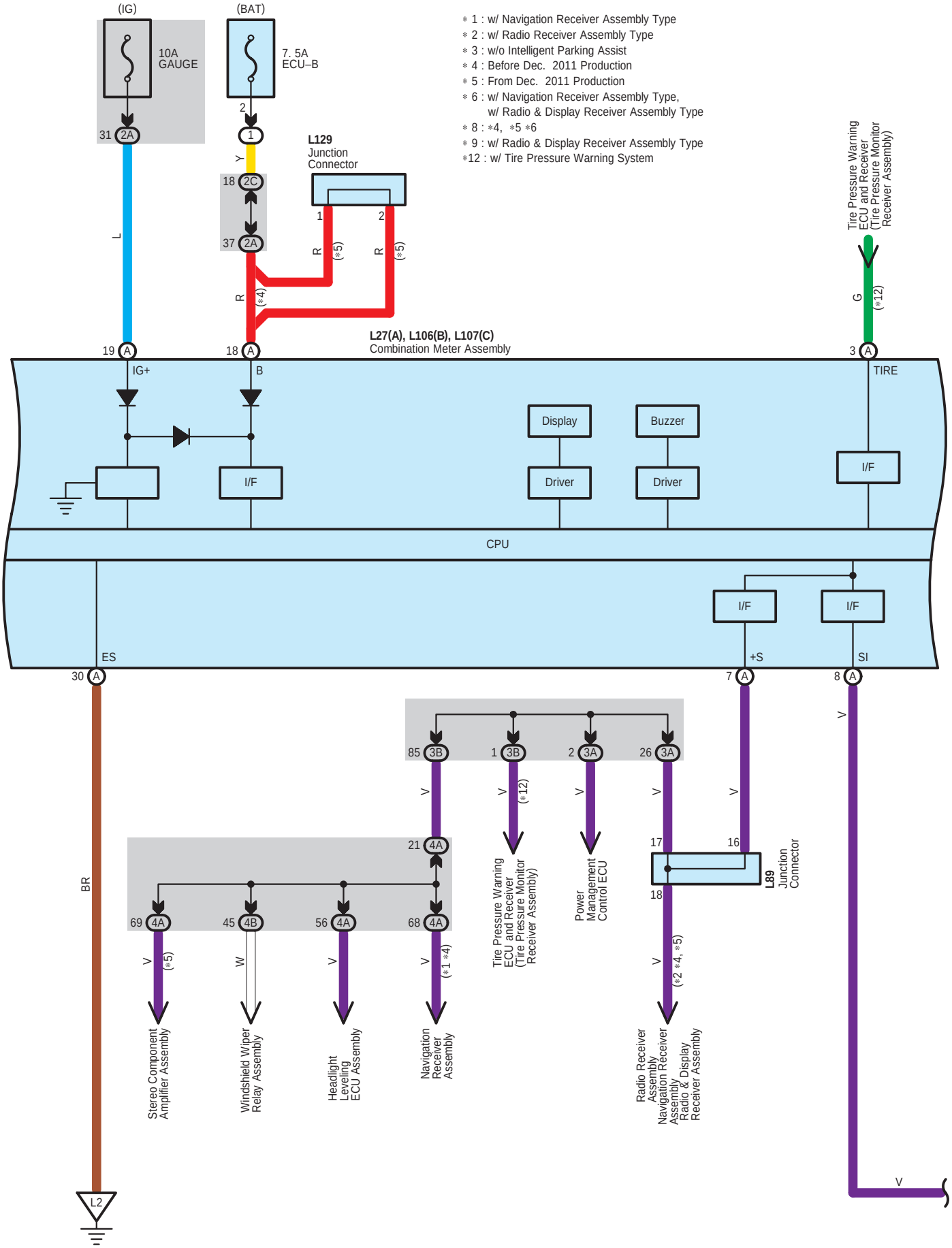
(IG)
(BAT)
10A GAUGE
7. 5A ECU–B
∗ 1 : w/ Navigation Receiver Assembly Type
∗ 2 : w/ Radio Receiver Assembly Type
∗ 3 : w/o Intelligent Parking Assist
∗ 4 : Before Dec. 2011 Production
∗ 5 : From Dec. 2011 Production
∗ 6 : w/ Navigation Receiver Assembly Type, w/ Radio & Display Receiver Assembly Type
∗ 8 : ∗4, ∗5 ∗6
∗ 9 : w/ Radio & Display Receiver Assembly Type
∗12 : w/ Tire Pressure Warning System
L129 Junction Connector
Tire Pressure Warning ECU and Receiver (Tire Pressure Monitor Receiver Assembly)
L27(A), L106(B), L107(C) Combination Meter Assembly
IG+
B
TIRE
Display
Buzzer
Driver
Driver
I/F
I/F
CPU
I/F
I/F
ES
+S
SI
L89 Junction Connector
Tire Pressure Warning ECU and Receiver (Tire Pressure Monitor Receiver Assembly)
Power Management Control ECU
Stereo Component Amplifier Assembly
Windshield Wiper Relay Assembly
Headlight Leveling ECU Assembly
Navigation Receiver Assembly
Radio Receiver Assembly
Navigation Receiver Assembly
Radio & Display Receiver Assembly
BR
L2

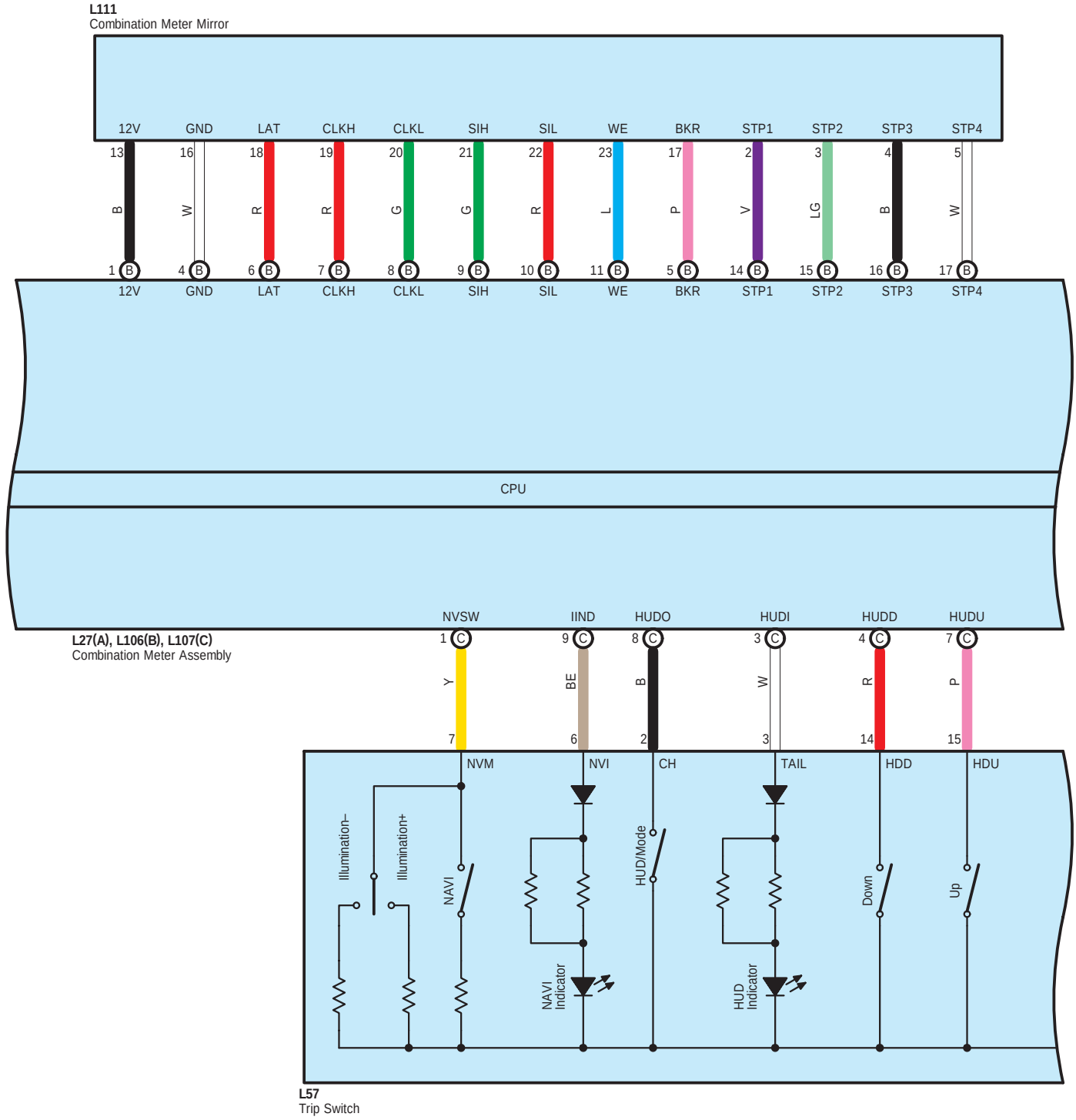
L111
Combination Meter Mirror
12V GND LAT CLKH CLKL SIH SIL WE BKR STP1 STP2 STP3 STP4
13 16 18 19 20 21 22 23 17 2 3 4 5
B W R R G G R L P V LG B W
1 4 6 7 8 9 10 11 5 14 15 16 17
CPU
NVSW IIND HUDO HUDI HUDD HUDU
L27(A), L106(B), L107(C)
Combination Meter Assembly
1 9 8 3 4 7
Y BE B W R P
7 6 2 3 14 15
NVM NVI CH TAIL HDD HDU
Illumination–
Illumination+
NAVI
HUD/Mode
Down
Up
NAVI Indicator
HUD Indicator
L57
Trip Switch

V
V

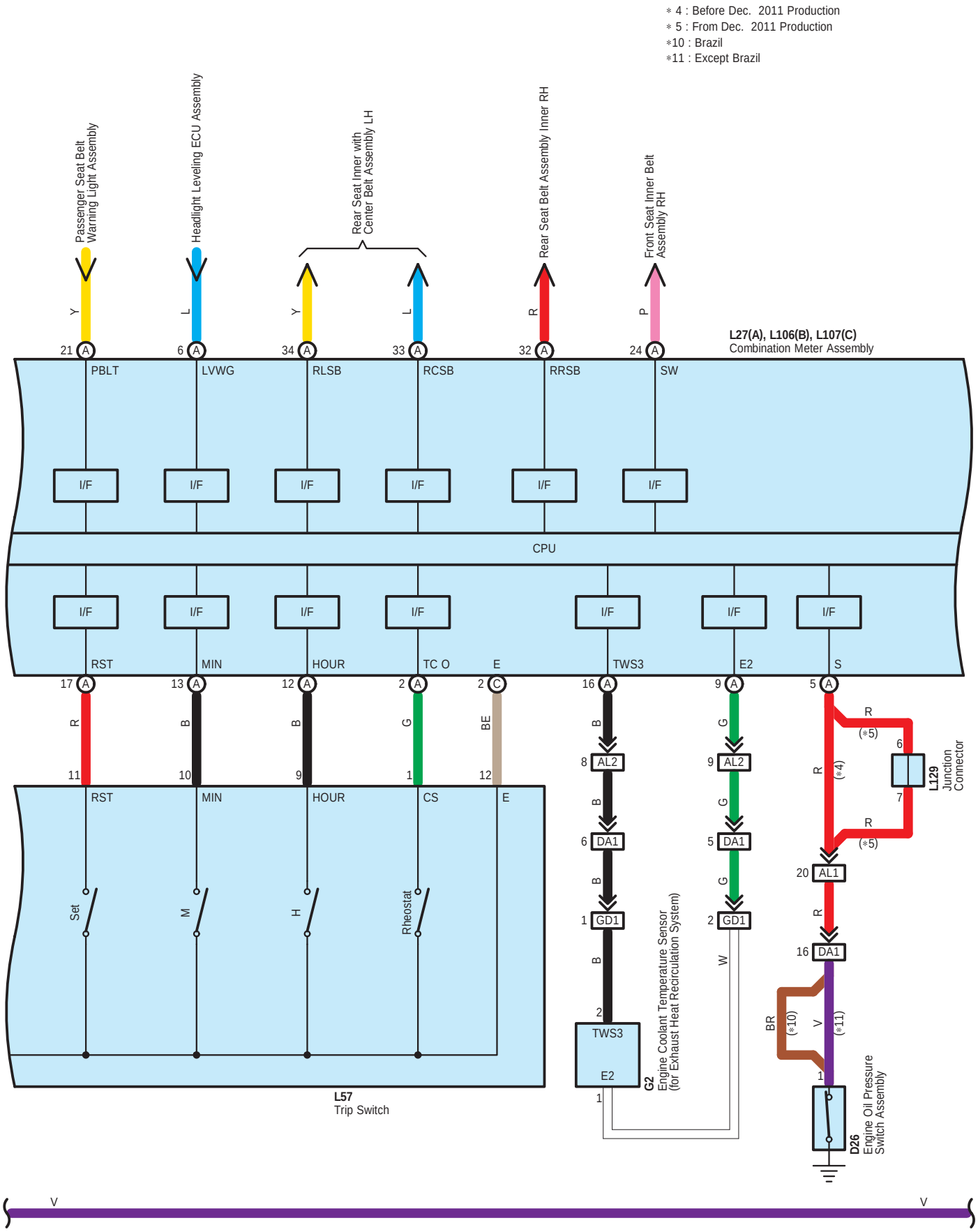
∗ 4 : Before Dec. 2011 Production
∗ 5 : From Dec. 2011 Production
∗10 : Brazil
∗11 : Except Brazil
Passenger Seat Belt Warning Light Assembly
Headlight Leveling ECU Assembly
Rear Seat Inner with Center Belt Assembly LH
Rear Seat Belt Assembly Inner RH
Front Seat Inner Belt Assembly RH
L27(A), L106(B), L107(C)
Combination Meter Assembly
PBLT
LVWG
RLSB
RCSB
RRSB
SW
I/F
CPU
RST
MIN
HOUR
TC O
E
TWS3
E2
S
CS
Set
M
H
Rheostat
L57
Trip Switch
AL2
DA1
GD1
AL1
G2
Engine Coolant Temperature Sensor (for Exhaust Heat Recirculation System)
L129
Junction Connector
D26
Engine Oil Pressure Switch Assembly

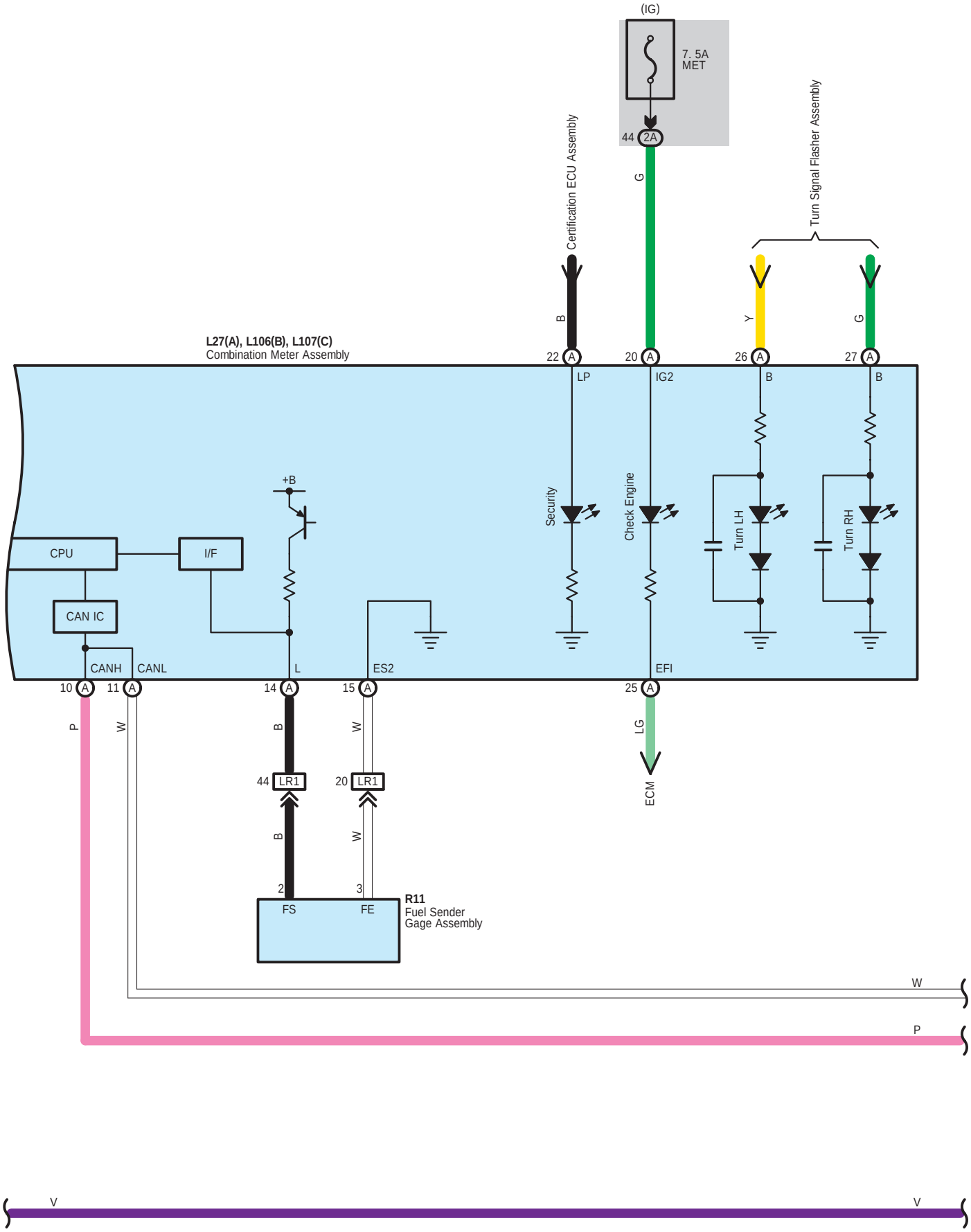
(IG)
7. 5A
MET
44 2A
G
Certification ECU Assembly
B
Turn Signal Flasher Assembly
Y
G
L27(A), L106(B), L107(C)
Combination Meter Assembly
22 A
20 A
26 A
27 A
LP
IG2
B
B
+B
Security
Check Engine
Turn LH
Turn RH
CPU
I/F
CAN IC
CANH
CANL
L
ES2
EFI
10 A
11 A
14 A
15 A
25 A
P
W
B
W
LG
ECM
44 LR1
20 LR1
B
W
2
3
FS
FE
R11
Fuel Sender
Gage Assembly
W
P
V
V

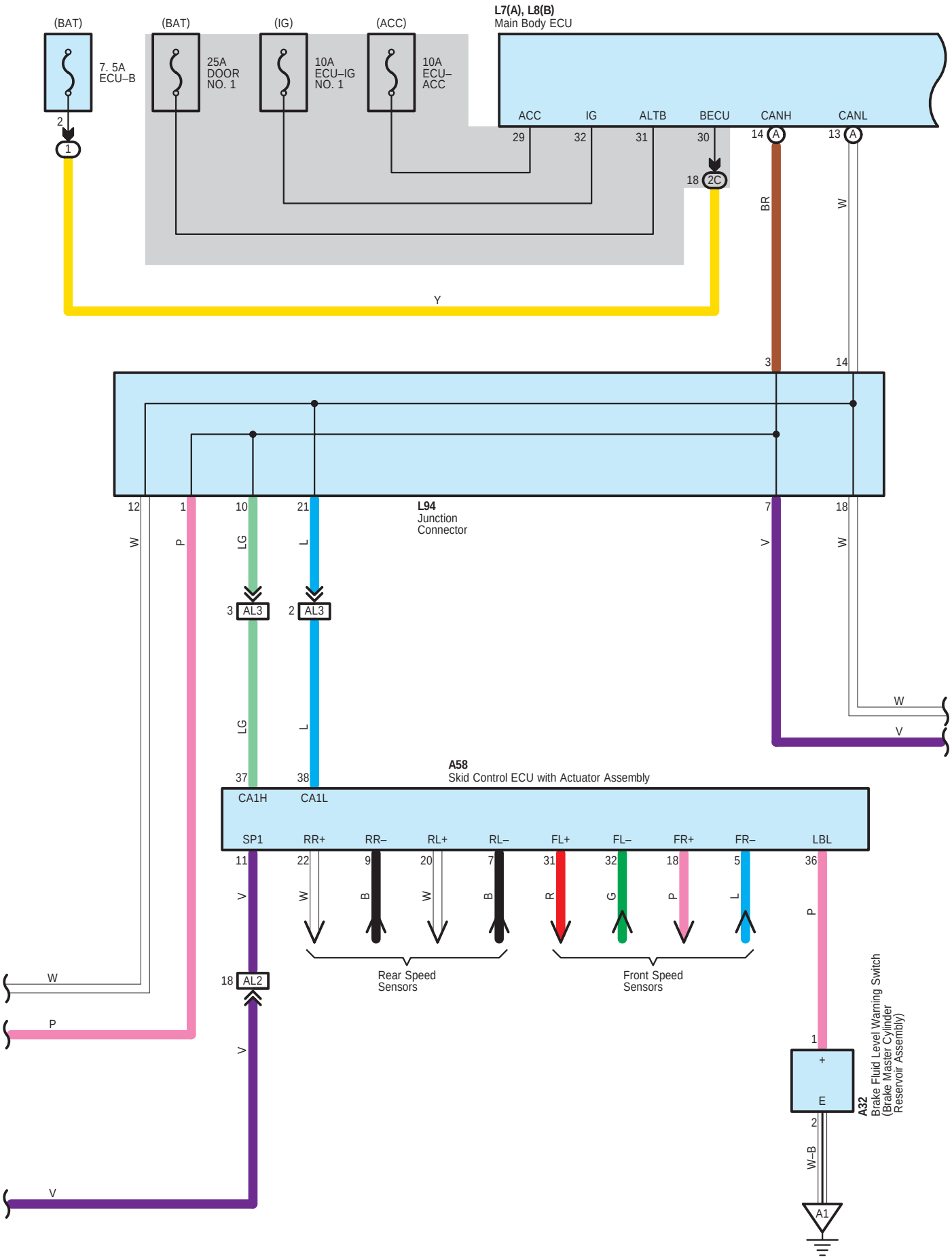
(BAT)
7. 5A
ECU–B
(BAT)
25A
DOOR
NO. 1
(IG)
10A
ECU–IG
NO. 1
(ACC)
10A
ECU–
ACC
L7(A), L8(B)
Main Body ECU
ACC
IG
ALTB
BECU
CANH
CANL
29
32
31
30
14
13
18
2C
BR
W
Y
3
14
12
1
10
21
L94
Junction
Connector
7
18
W
P
LG
L
V
W
3
AL3
2
AL3
LG
L
W
V
37
38
A58
Skid Control ECU with Actuator Assembly
CA1H
CA1L
SP1
RR+
RR–
RL+
RL–
FL+
FL–
FR+
FR–
LBL
11
22
9
20
7
31
32
18
5
36
V
W
B
W
B
R
G
P
L
P
Rear Speed
Sensors
Front Speed
Sensors
W
18
AL2
P
V
V
1
+
E
2
W–B
A1
A32
Brake Fluid Level Warning Switch
(Brake Master Cylinder
Reservoir Assembly)

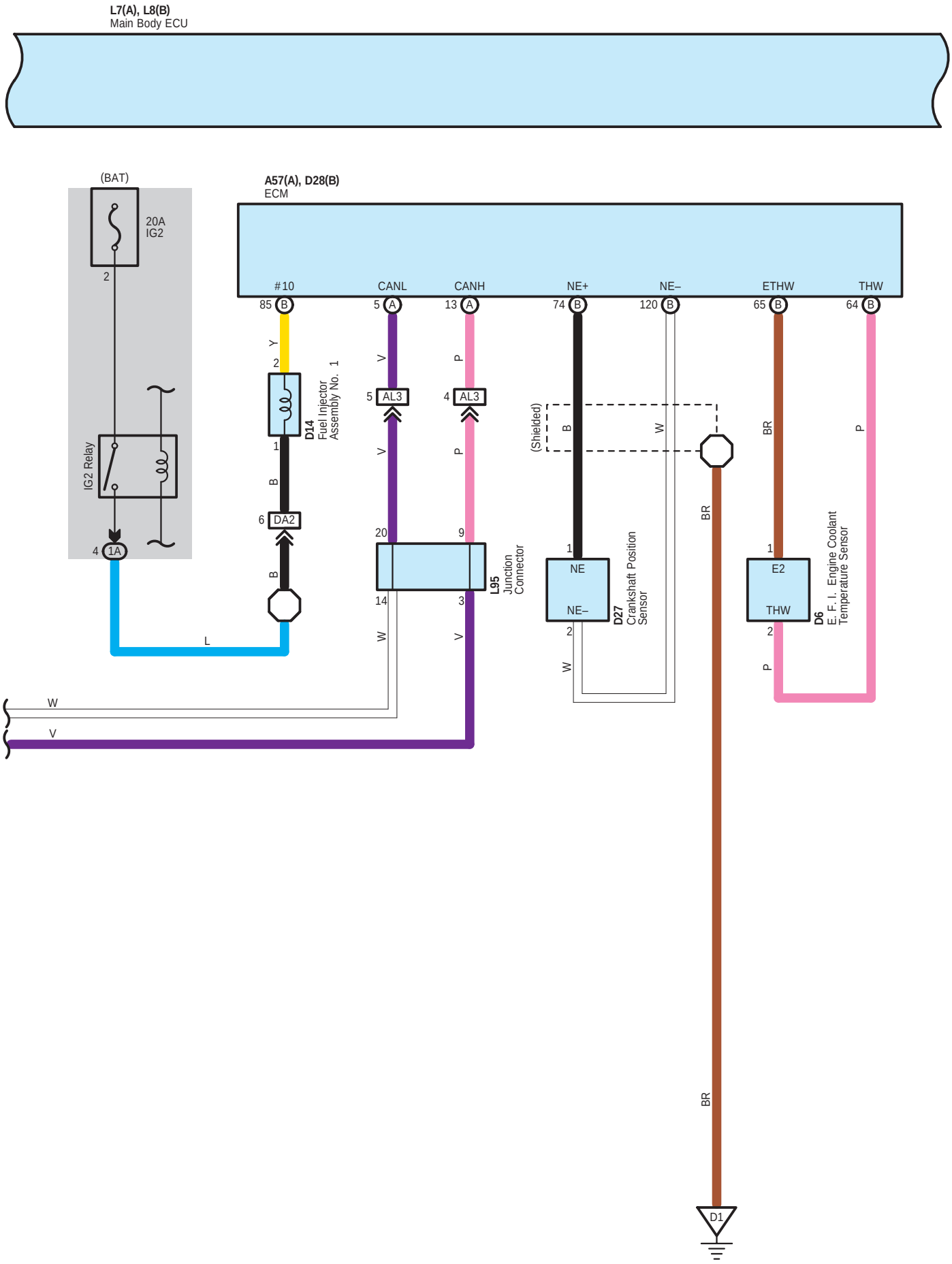
L7(A), L8(B)
Main Body ECU
(BAT)
20A
IG2
2
IG2 Relay
4 1A
A57(A), D28(B)
ECM
#10
CANL
CANH
NE+
NE–
ETHW
THW
85 B
5 A
13 A
74 B
120 B
65 B
64 B
Y
2
1
B
6 DA2
B
D14
Fuel Injector
Assembly No. 1
V
5 AL3
V
20
14
W
P
4 AL3
P
9
3
V
L95
Junction
Connector
(Shielded)
B
W
1
NE
NE–
2
W
D27
Crankshaft Position
Sensor
BR
BR
BR
1
E2
THW
2
P
D6
E. F. I. Engine Coolant
Temperature Sensor
P
L
W
V
D1

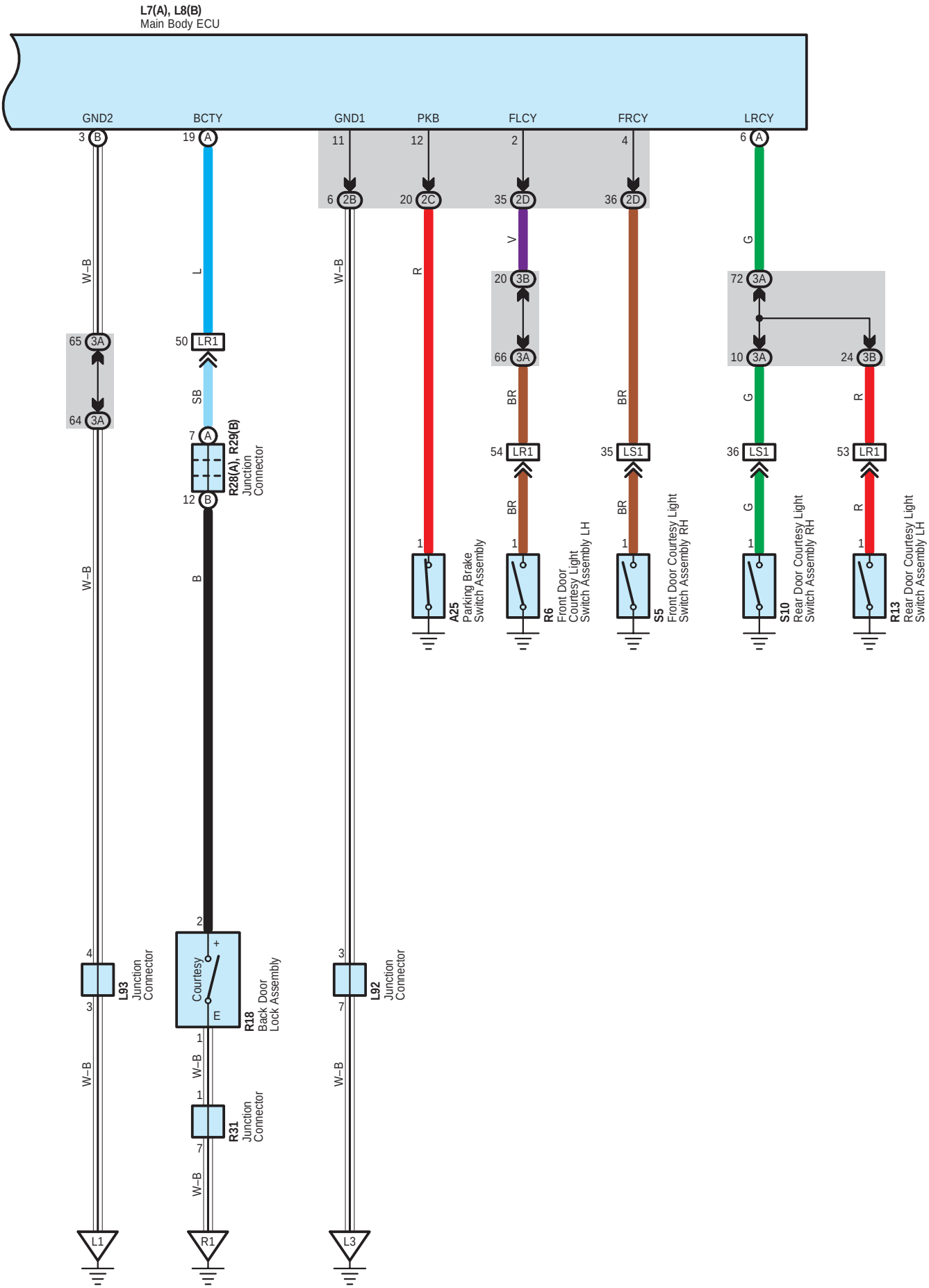
L7(A), L8(B)
Main Body ECU
GND2
BCTY
GND1
PKB
FLCY
FRCY
LRCY
3 B
19 A
11
12
2
4
6 A
6 2B
20 2C
35 2D
36 2D
W–B
L
R
V
G
20 3B
72 3A
65 3A
50 LR1
66 3A
10 3A
24 3B
64 3A
SB
BR
G
R
7 A
R28(A), R29(B)
Junction
Connector
54 LR1
35 LS1
36 LS1
53 LR1
12 B
1
B
A25
Parking Brake
Switch Assembly
R6
Front Door
Courtesy Light
Switch Assembly LH
S5
Front Door Courtesy Light
Switch Assembly RH
S10
Rear Door Courtesy Light
Switch Assembly RH
R13
Rear Door Courtesy Light
Switch Assembly LH
2
4
L93
Junction
Connector
3
Courtesy
+
E
R18
Back Door
Lock Assembly
1
R31
Junction
Connector
7
L1
R1
L3
L92
Junction
Connector

A 25
White

A 32
Black

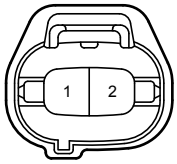

A 57
Black

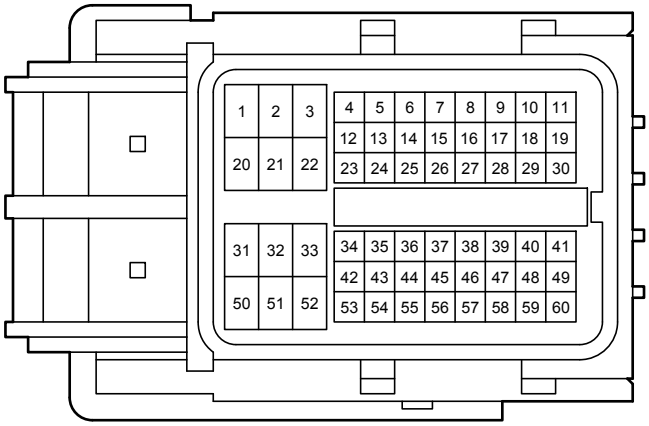

A 58
Gray

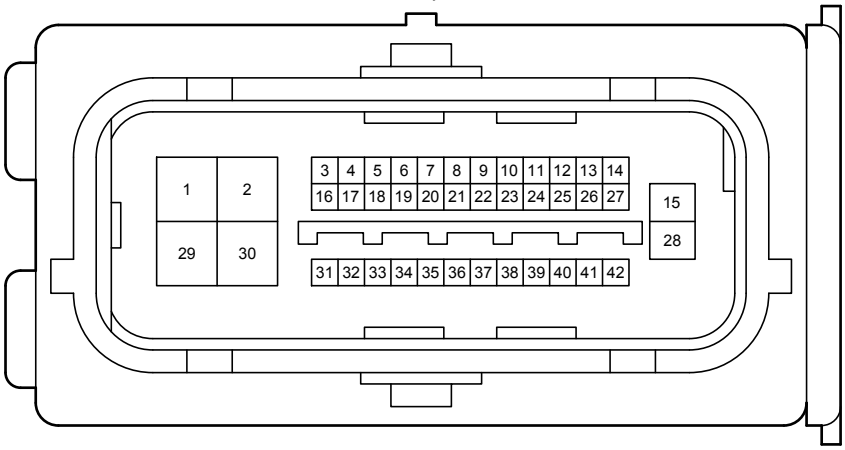

D 6
Black

D 14
Black

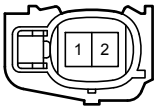

D 26
Gray

D 27
Black

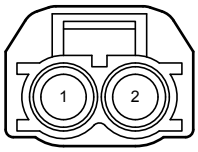

D 28
Black

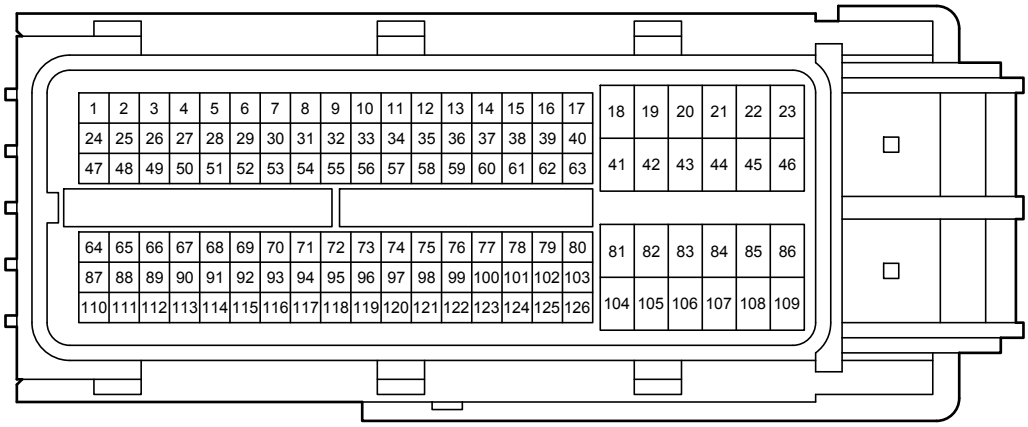

G 2
Black

L 7
White

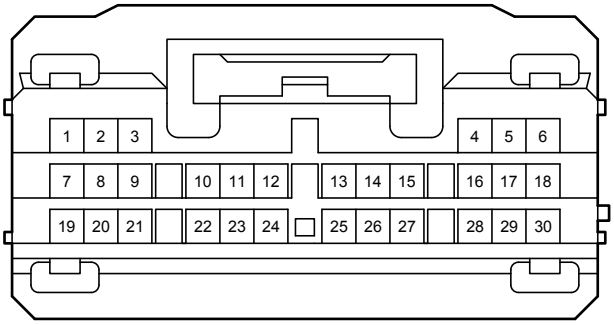

L 8
White

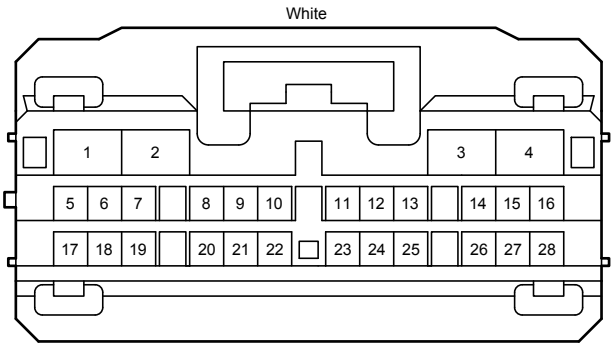

L 27
White

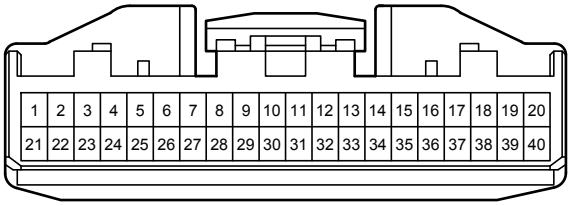

L 34
White

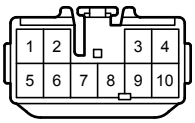

L 50
White

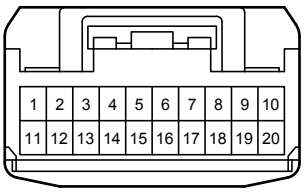

L 52
Black

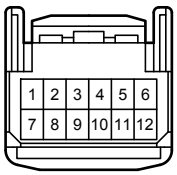

L 57
Black



L 85
White

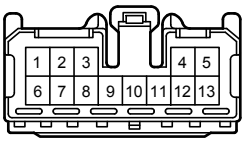

L 89
Black

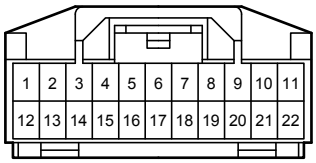

L 92
White

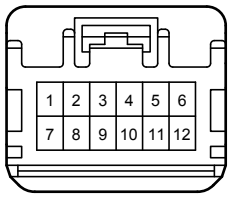

L 93
White

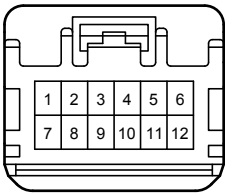

L 94
White

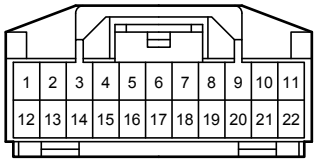

L 95
White

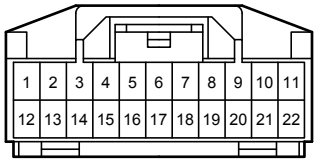

L106
White

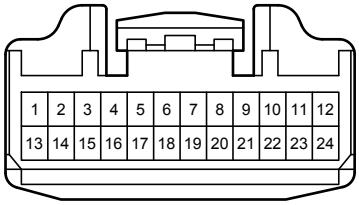

L107
White

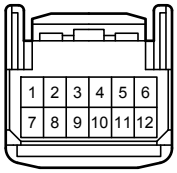

L109
White

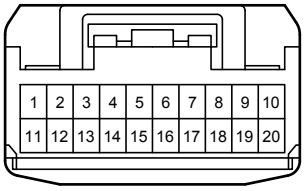

L111
White

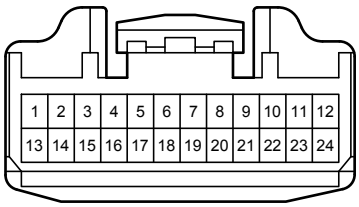

L120
White

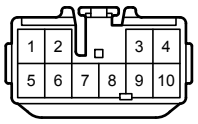

L126
White

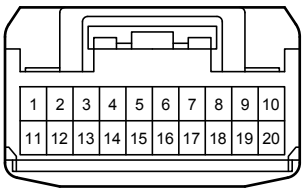

L127
White

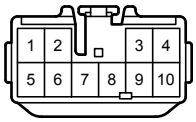

L129
Gray

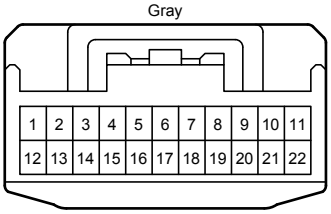

L130
White

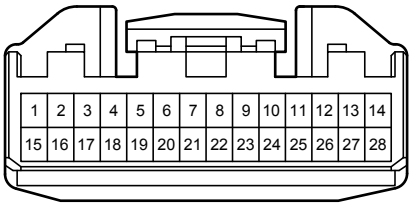

L146
White

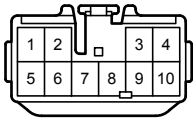

L149
White

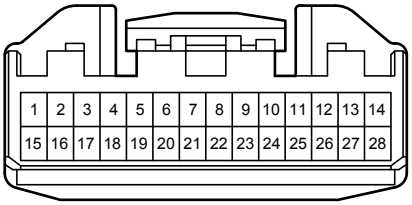

R 6
Black

R 11
Dark Gray

R 13
Black

R 18
White

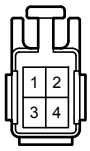

R 28
White



R 29
White



R 31
White

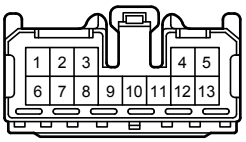

S 5
Black

S 10
Black

z 9
White

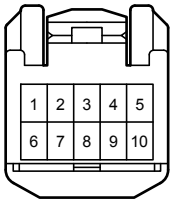

1A
White

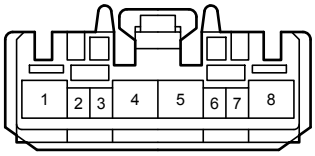

2A
White

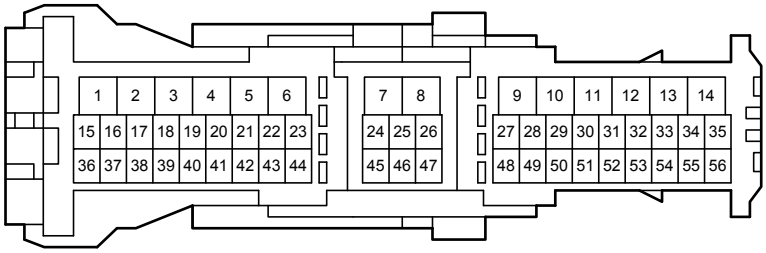

2B
White

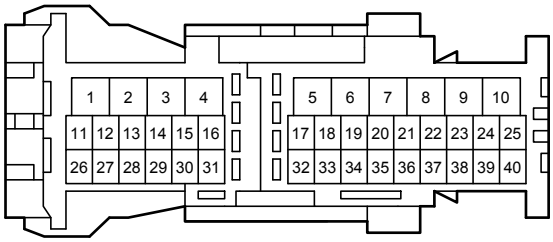

2C
White

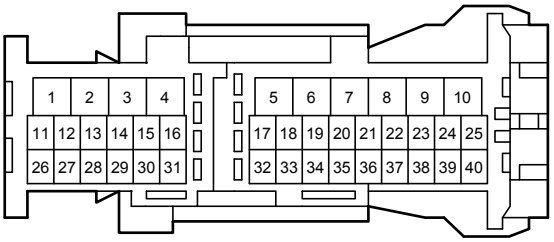

2D
White

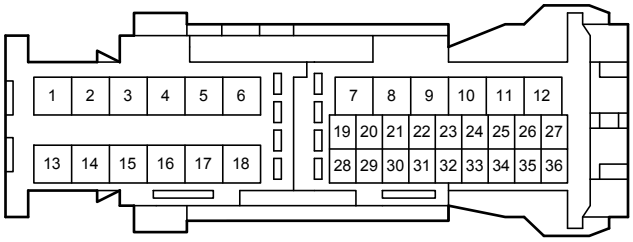

3A
White

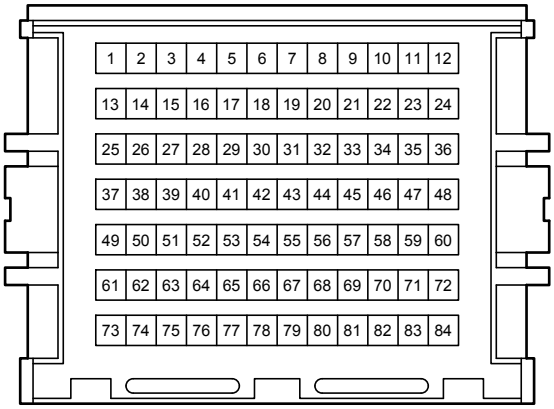

3B
White

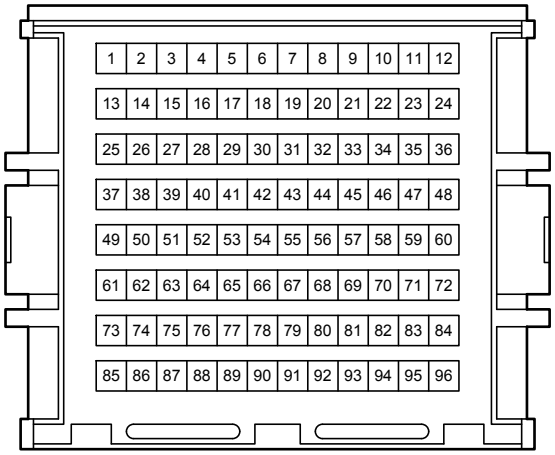

4A
White

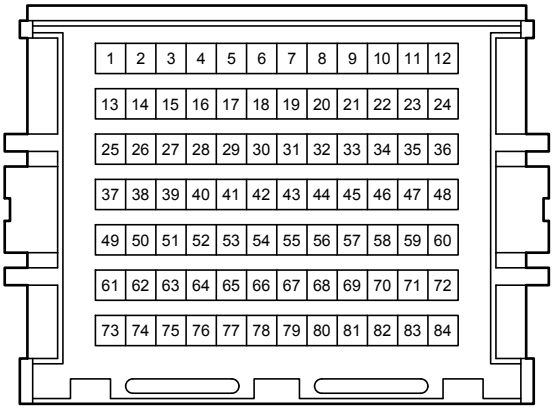

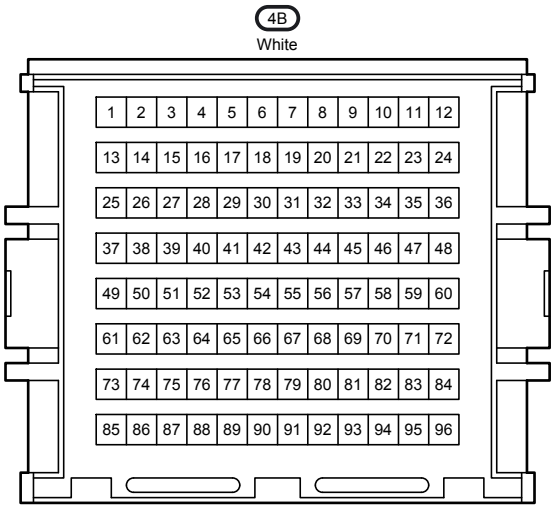
4B
White
1 2 3 4 5 6 7 8 9 10 11 12
13 14 15 16 17 18 19 20 21 22 23 24
25 26 27 28 29 30 31 32 33 34 35 36
37 38 39 40 41 42 43 44 45 46 47 48
49 50 51 52 53 54 55 56 57 58 59 60
61 62 63 64 65 66 67 68 69 70 71 72
73 74 75 76 77 78 79 80 81 82 83 84
85 86 87 88 89 90 91 92 93 94 95 96

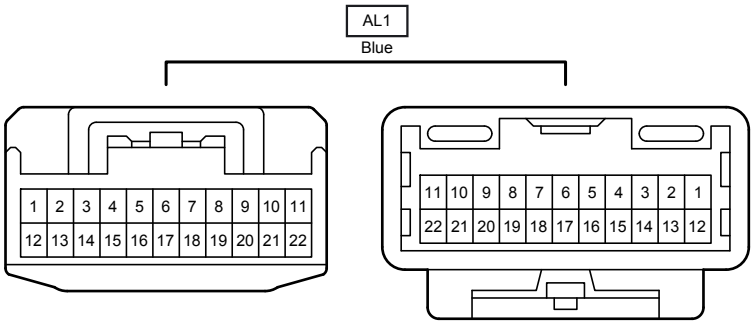
AL1
Blue
1 2 3 4 5 6 7 8 9 10 11
12 13 14 15 16 17 18 19 20 21 22
11 10 9 8 7 6 5 4 3 2 1
22 21 20 19 18 17 16 15 14 13 12

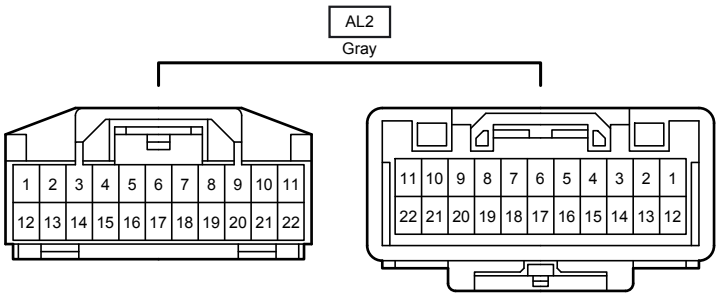
AL2
Gray
1 2 3 4 5 6 7 8 9 10 11
12 13 14 15 16 17 18 19 20 21 22
11 10 9 8 7 6 5 4 3 2 1
22 21 20 19 18 17 16 15 14 13 12

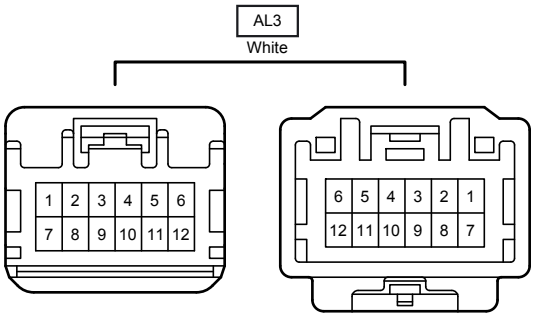
AL3
White
1 2 3 4 5 6
7 8 9 10 11 12
6 5 4 3 2 1
12 11 10 9 8 7

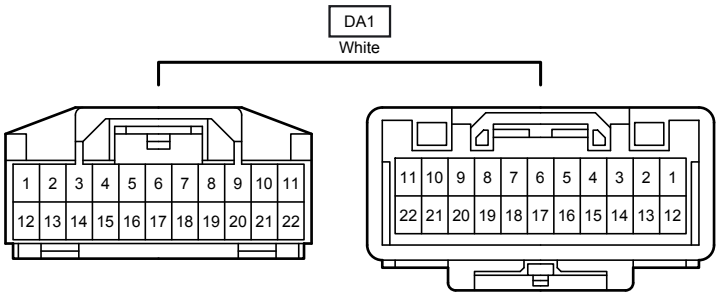
DA1
White
1 2 3 4 5 6 7 8 9 10 11
12 13 14 15 16 17 18 19 20 21 22
11 10 9 8 7 6 5 4 3 2 1
22 21 20 19 18 17 16 15 14 13 12

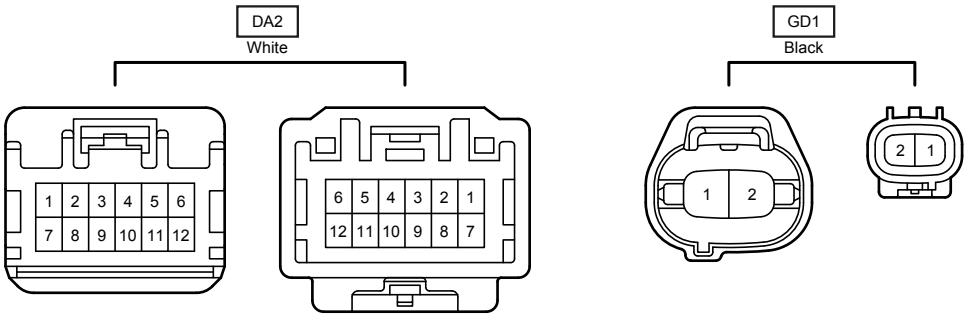
DA2
White
1 2 3 4 5 6
7 8 9 10 11 12
6 5 4 3 2 1
12 11 10 9 8 7
GD1
Black
1 2
2 1

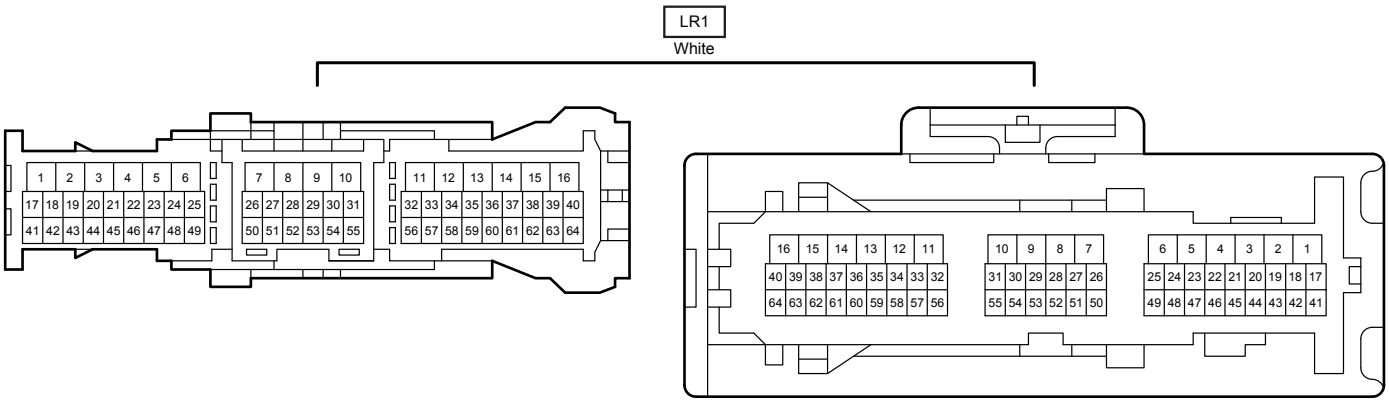
LR1
White
1 2 3 4 5 6
17 18 19 20 21 22 23 24 25
41 42 43 44 45 46 47 48 49
7 8 9 10
26 27 28 29 30 31
50 51 52 53 54 55
11 12 13 14 15 16
32 33 34 35 36 37 38 39 40
56 57 58 59 60 61 62 63 64
16 15 14 13 12 11
40 39 38 37 36 35 34 33 32
64 63 62 61 60 59 58 57 56
10 9 8 7
31 30 29 28 27 26
55 54 53 52 51 50
6 5 4 3 2 1
25 24 23 22 21 20 19 18 17
49 48 47 46 45 44 43 42 41

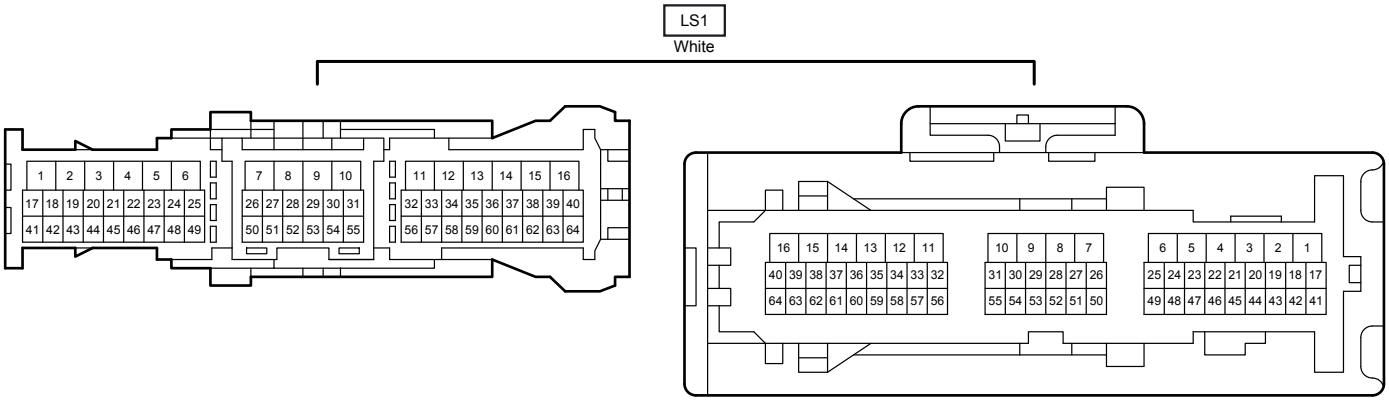
LS1
White
1 2 3 4 5 6
17 18 19 20 21 22 23 24 25
41 42 43 44 45 46 47 48 49
7 8 9 10
26 27 28 29 30 31
50 51 52 53 54 55
11 12 13 14 15 16
32 33 34 35 36 37 38 39 40
56 57 58 59 60 61 62 63 64
16 15 14 13 12 11
40 39 38 37 36 35 34 33 32
64 63 62 61 60 59 58 57 56
10 9 8 7
31 30 29 28 27 26
55 54 53 52 51 50
6 5 4 3 2 1
25 24 23 22 21 20 19 18 17
49 48 47 46 45 44 43 42 41