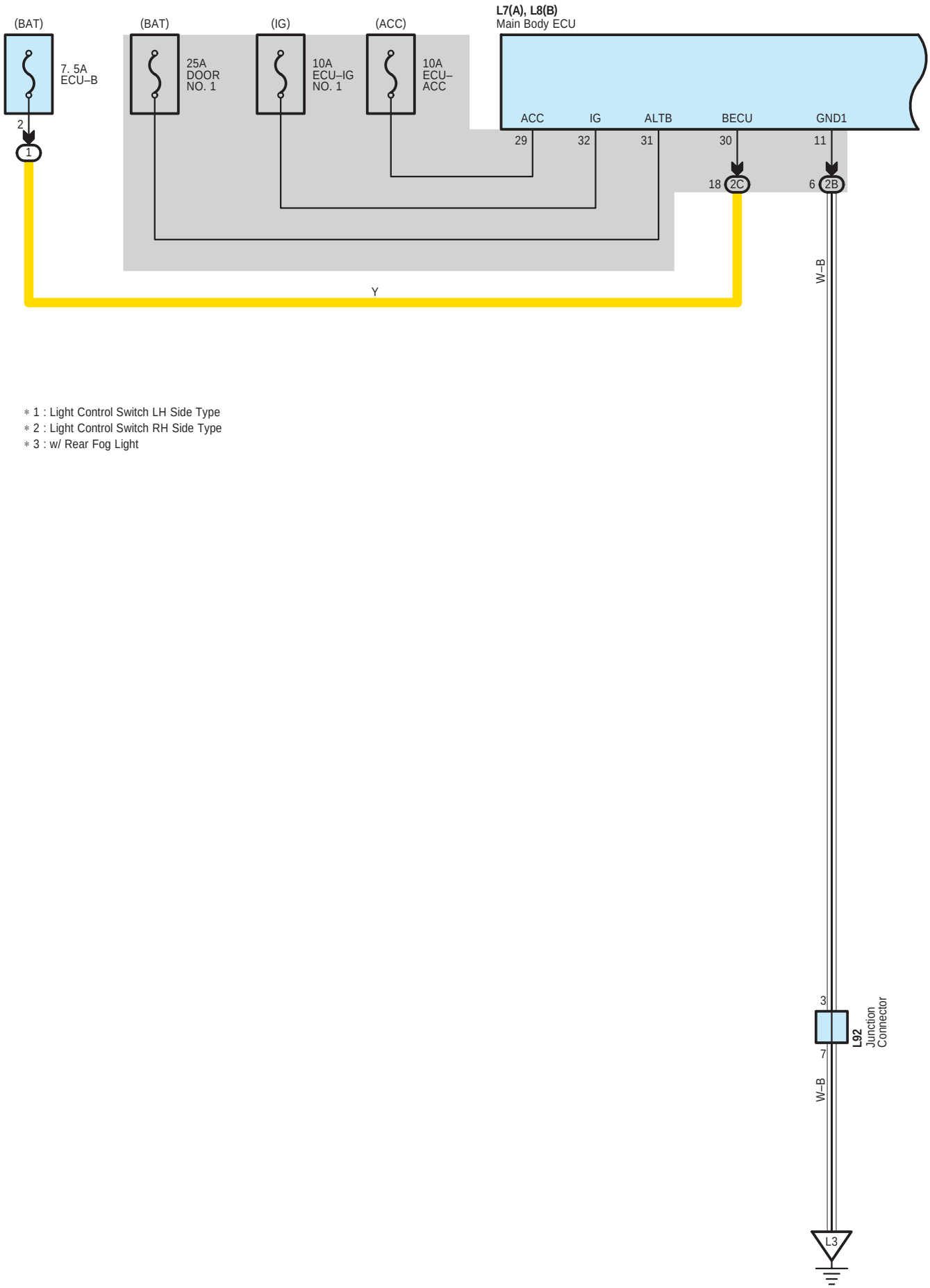

∗ 1 : Light Control Switch LH Side Type
∗ 2 : Light Control Switch RH Side Type
∗ 3 : w/ Rear Fog Light

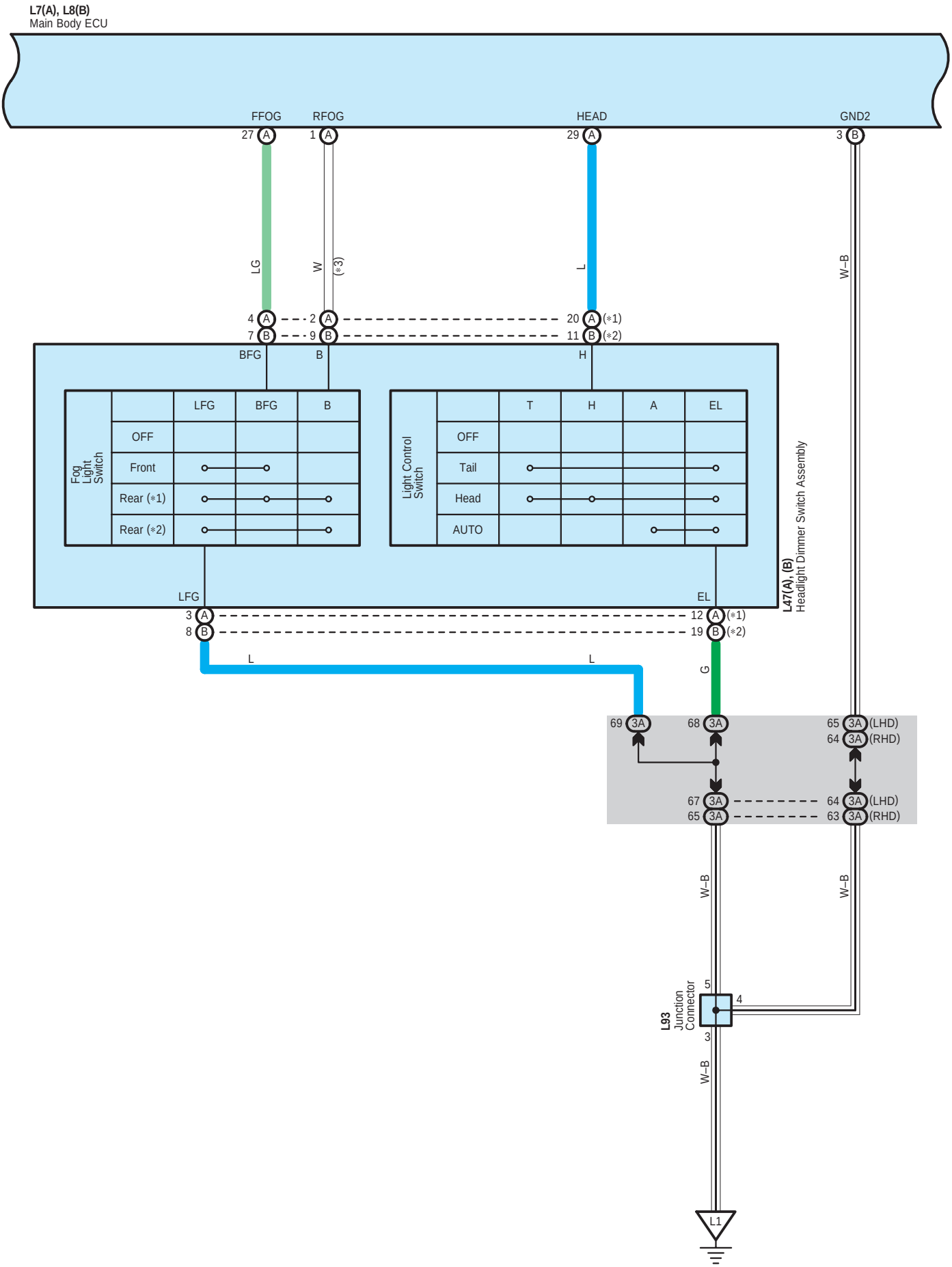
L7(A), L8(B)
Main Body ECU
FFOG
RFOG
HEAD
GND2
27 A
1 A
29 A
3 B
LG
W
(*3)
L
W–B
4 A
7 B
2 A
9 B
20 A (*1)
11 B (*2)
BFG
B
H
Fog Light Switch
LFG
BFG
B
OFF
Front
Rear (*1)
Rear (*2)
Light Control Switch
T
H
A
EL
OFF
Tail
Head
AUTO
L47(A), (B)
Headlight Dimmer Switch Assembly
LFG
EL
3 A
8 B
12 A (*1)
19 B (*2)
L
L
G
69 3A
68 3A
65 3A (LHD)
64 3A (RHD)
67 3A
65 3A
64 3A (LHD)
63 3A (RHD)
W–B
W–B
L93
Junction Connector
5
4
3
W–B
L1

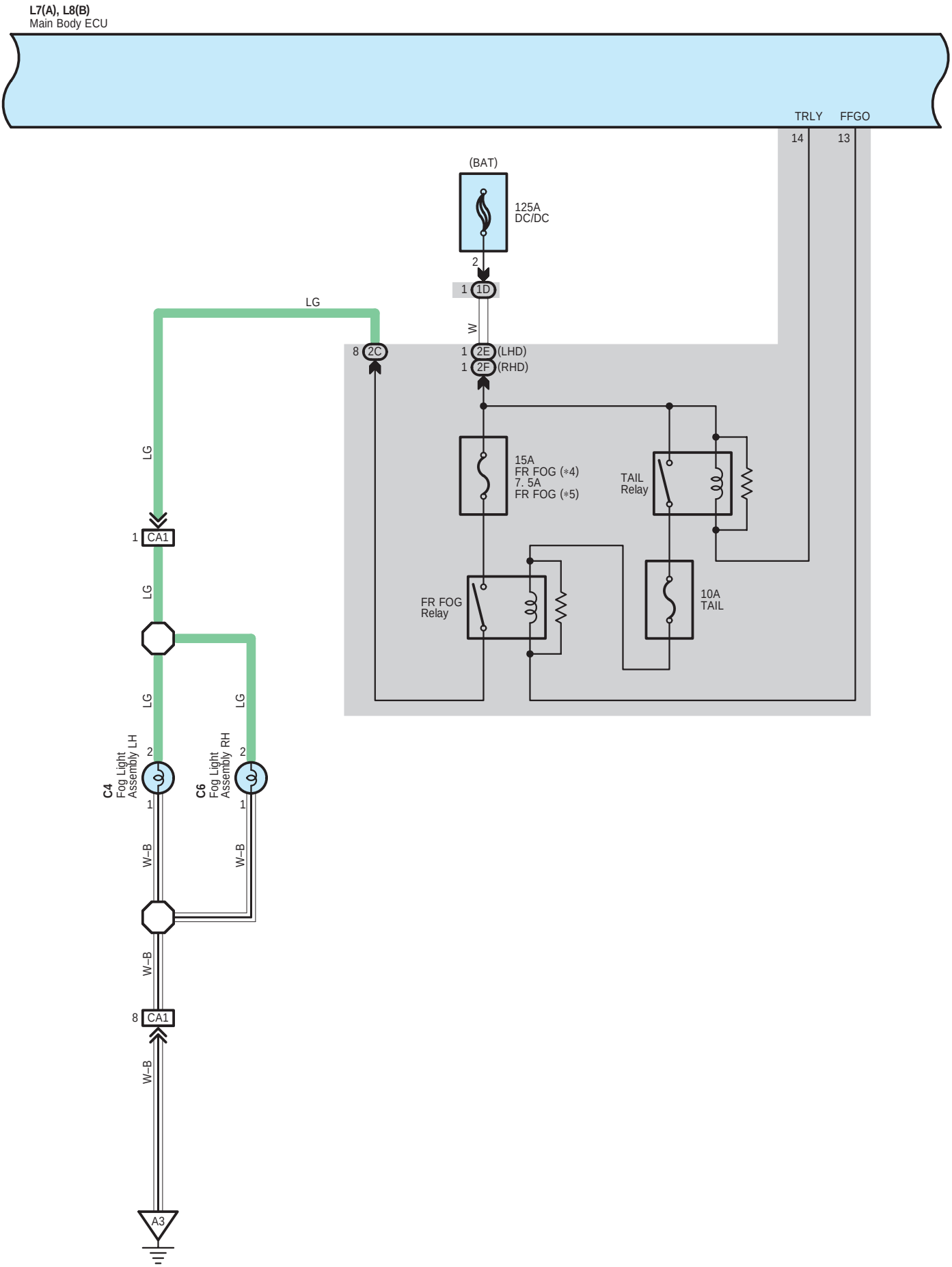
L7(A), L8(B)
Main Body ECU
TRLY
FFGO
14
13
(BAT)
125A
DC/DC
2
1
1D
W
LG
8
2C
1
2E
(LHD)
1
2F
(RHD)
15A
FR FOG (*4)
7. 5A
FR FOG (*5)
TAIL
Relay
FR FOG
Relay
10A
TAIL
LG
1
CA1
LG
LG
LG
C4
Fog Light
Assembly LH
2
1
C6
Fog Light
Assembly RH
2
1
W–B
W–B
W–B
8
CA1
W–B
A3

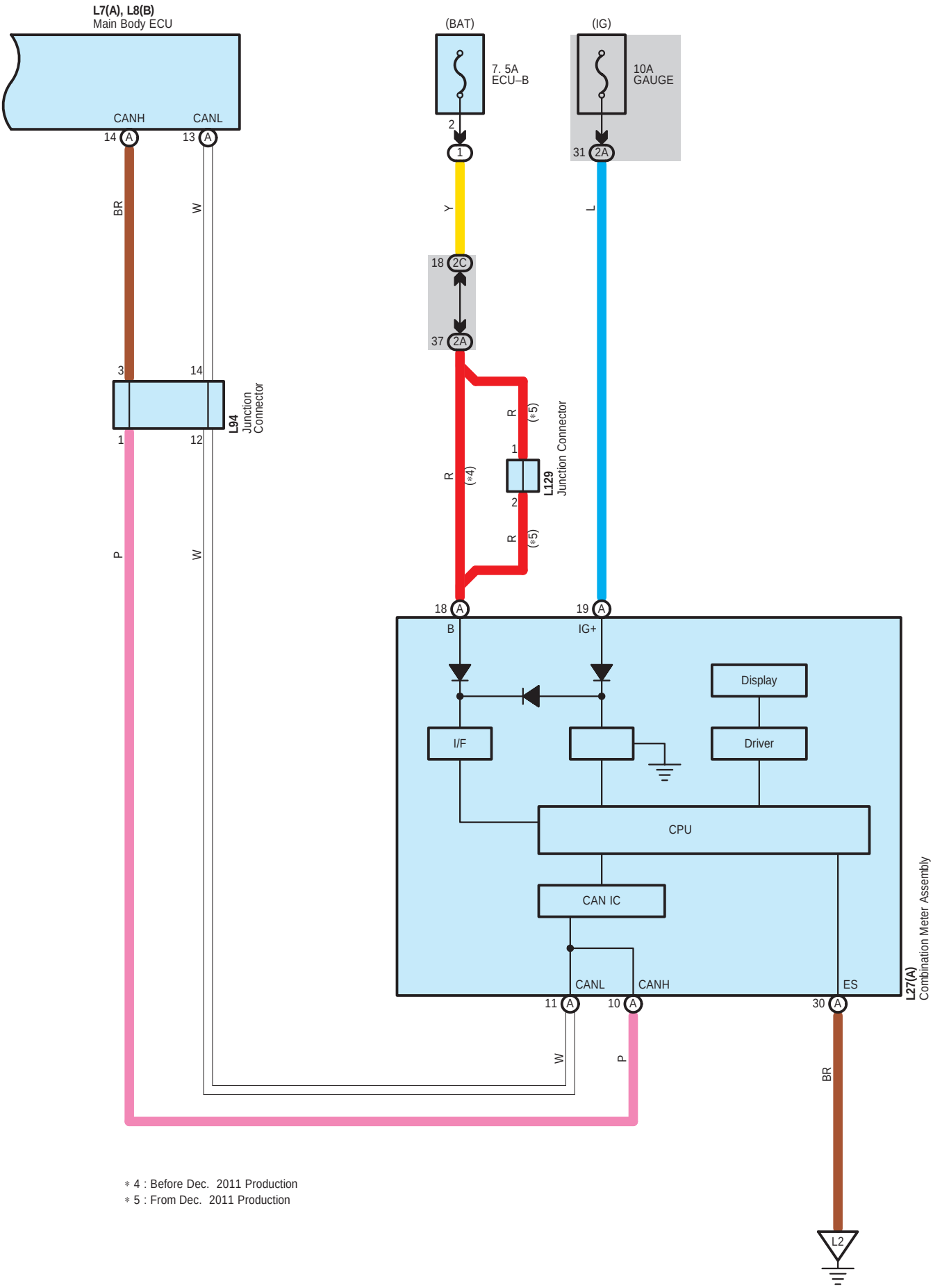

* 4 : Before Dec. 2011 Production
* 5 : From Dec. 2011 Production

C 4
Black

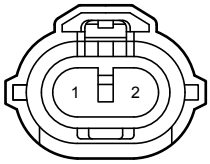

C 6
Black

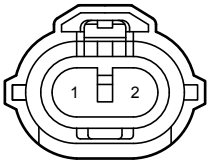

L 7
White

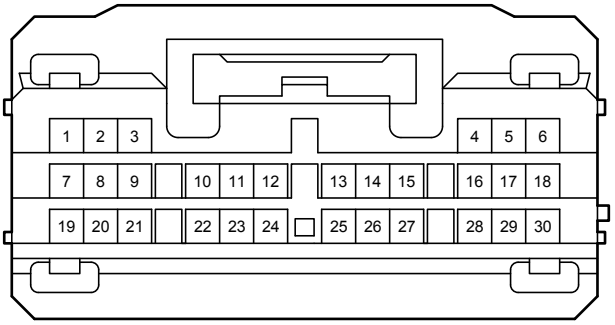

L 8
White

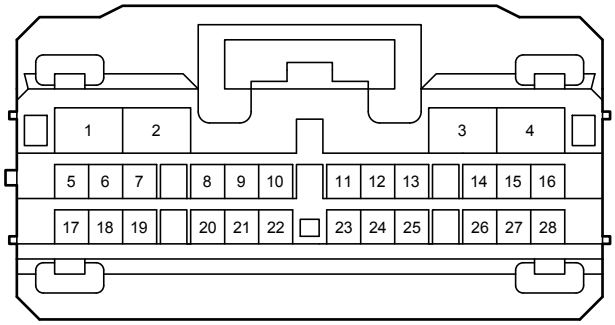

L 27
White

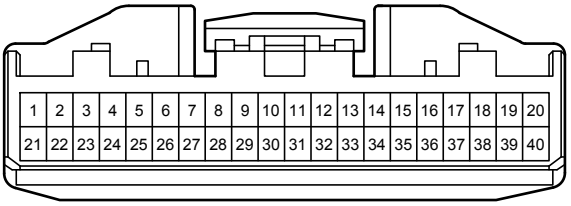

L 47
White

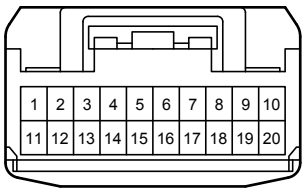

L 92
White

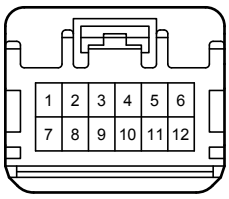

L 93
White

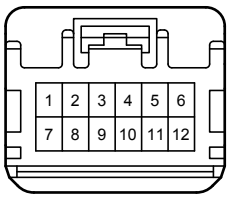

L 94
White

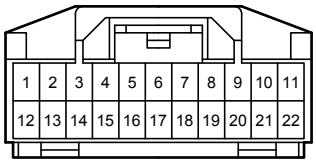

L129
Gray

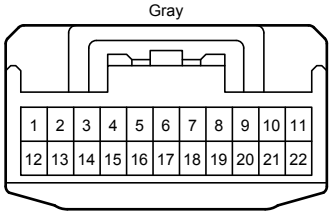

1D
Black

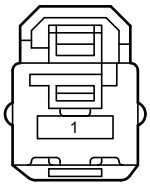

2A
White

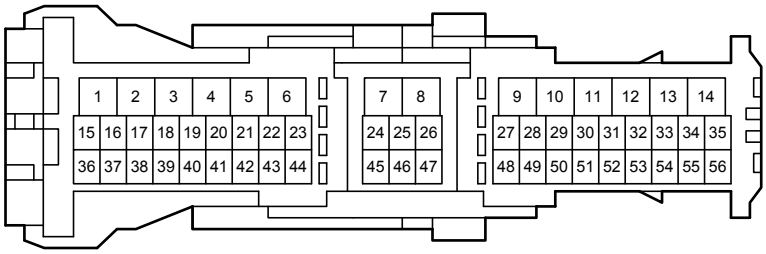

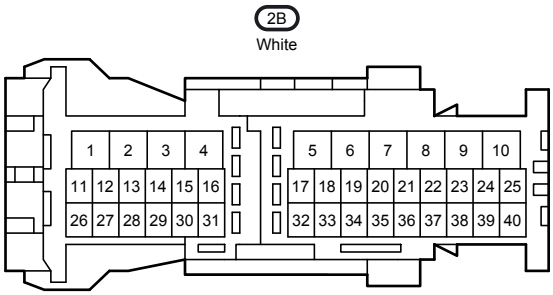
2B
White
1 2 3 4 5 6 7 8 9 10
11 12 13 14 15 16 17 18 19 20 21 22 23 24 25
26 27 28 29 30 31 32 33 34 35 36 37 38 39 40

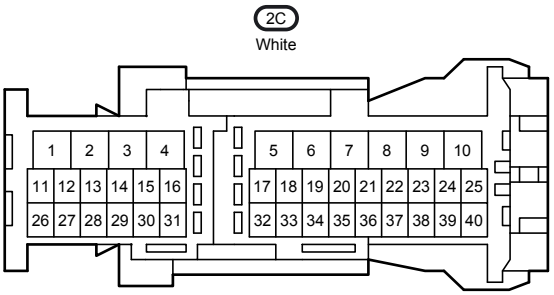
2C
White
1 2 3 4 5 6 7 8 9 10
11 12 13 14 15 16 17 18 19 20 21 22 23 24 25
26 27 28 29 30 31 32 33 34 35 36 37 38 39 40

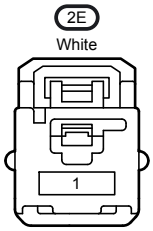
2E
White
1

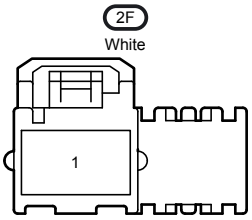
2F
White
1

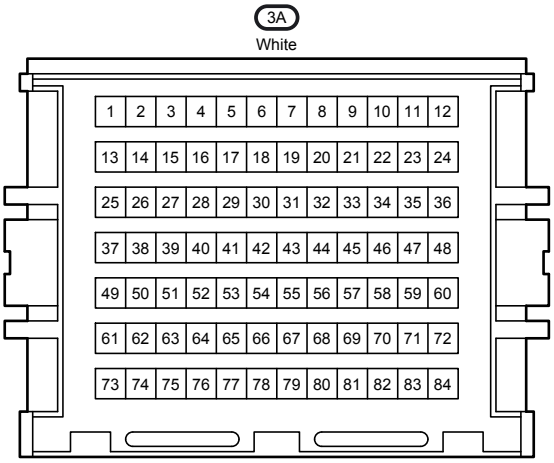
3A
White
1 2 3 4 5 6 7 8 9 10 11 12
13 14 15 16 17 18 19 20 21 22 23 24
25 26 27 28 29 30 31 32 33 34 35 36
37 38 39 40 41 42 43 44 45 46 47 48
49 50 51 52 53 54 55 56 57 58 59 60
61 62 63 64 65 66 67 68 69 70 71 72
73 74 75 76 77 78 79 80 81 82 83 84

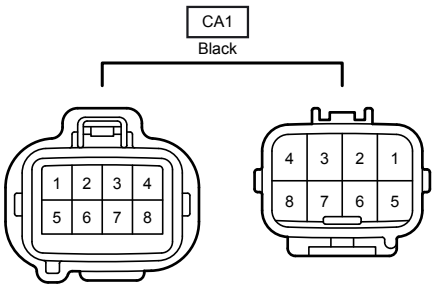
CA1
Black
1 2 3 4
5 6 7 8
4 3 2 1
8 7 6 5