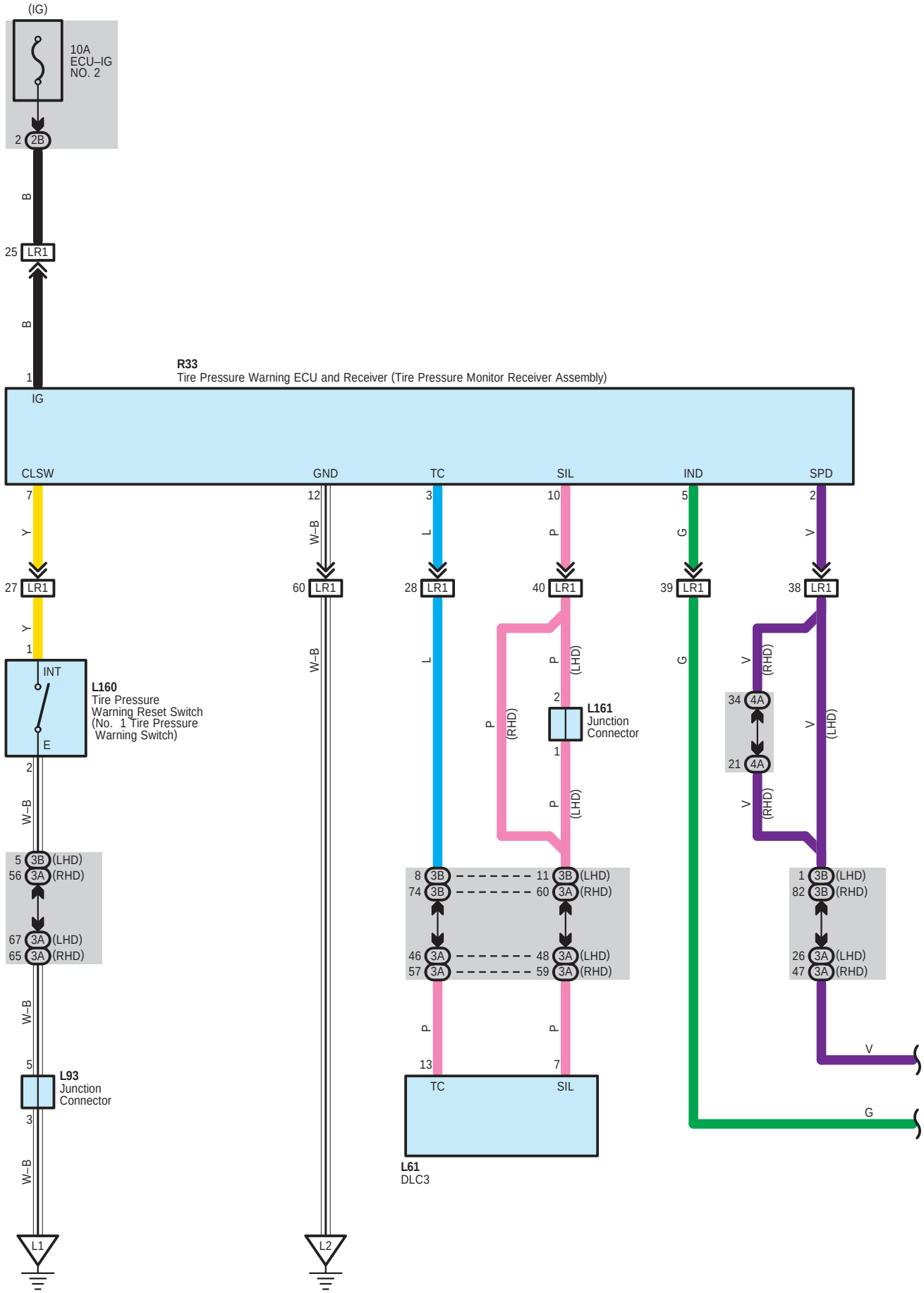
(IG)
10A
ECU–IG
NO. 2
2 2B
B
25 LR1
B
1
IG
R33
Tire Pressure Warning ECU and Receiver (Tire Pressure Monitor Receiver Assembly)
CLSW
GND
TC
SIL
IND
SPD
7
Y
27 LR1
Y
1
INT
E
L160
Tire Pressure
Warning Reset Switch
(No. 1 Tire Pressure
Warning Switch)
2
W–B
5 3B (LHD)
56 3A (RHD)
67 3A (LHD)
65 3A (RHD)
W–B
5
L93
Junction
Connector
3
W–B
L1
12
W–B
60 LR1
W–B
L2
3
L
28 LR1
L
8 3B
74 3B
46 3A
57 3A
P
13
TC
10
P
40 LR1
P (LHD)
2
L161
Junction
Connector
1
P (LHD)
P (RHD)
11 3B (LHD)
60 3A (RHD)
48 3A (LHD)
59 3A (RHD)
P
7
SIL
L61
DLC3
5
G
39 LR1
G
G
2
V
38 LR1
V (RHD)
34 4A
21 4A
V (RHD)
V (LHD)
1 3B (LHD)
82 3B (RHD)
26 3A (LHD)
47 3A (RHD)
V

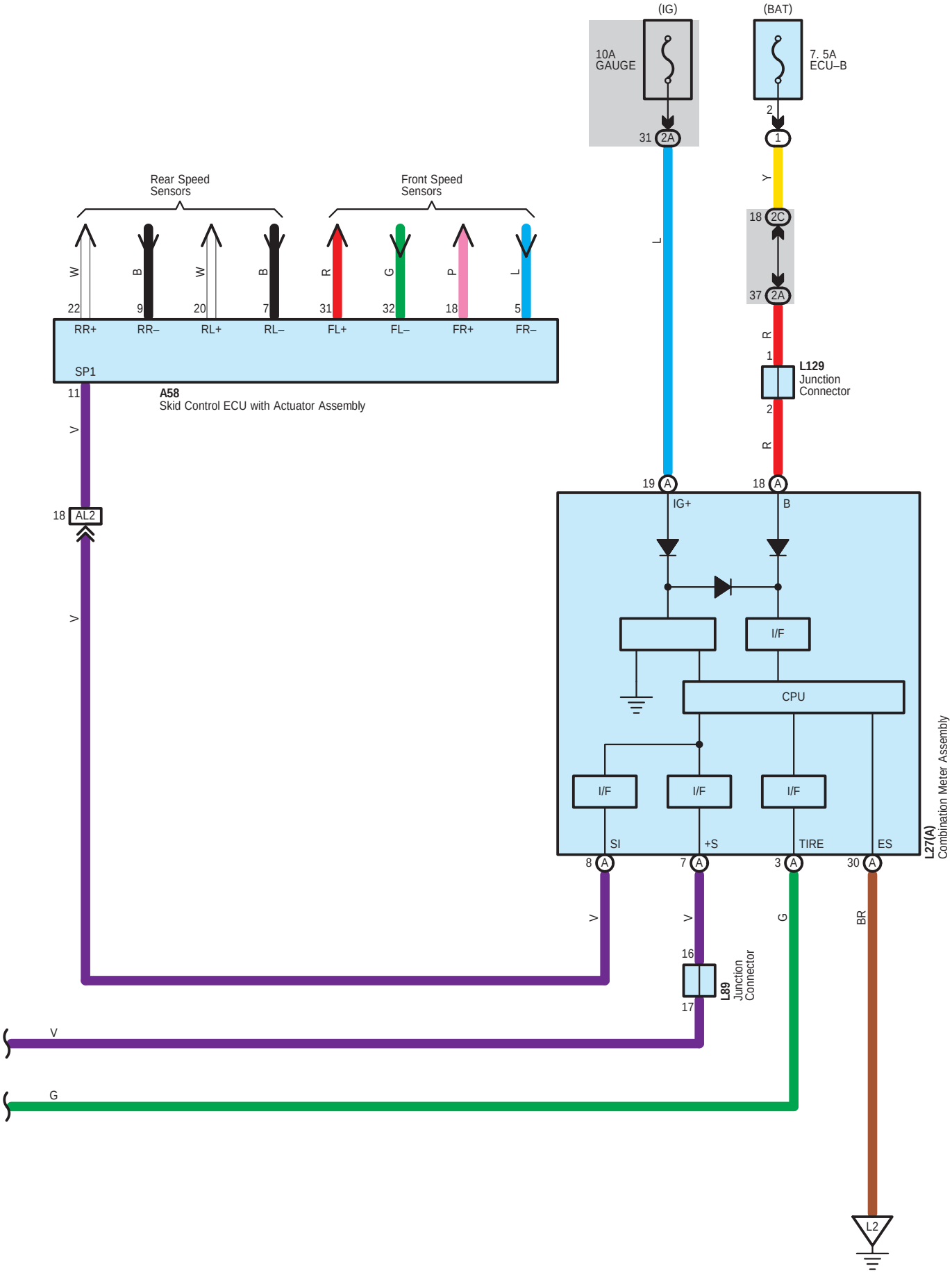
(IG)
(BAT)
10A
GAUGE
7. 5A
ECU–B
31 2A
2
1
Y
18 2C
37 2A
L
R
1
L129
Junction
Connector
2
R
Rear Speed
Sensors
Front Speed
Sensors
W
B
W
B
R
G
P
L
22
9
20
7
31
32
18
5
RR+
RR–
RL+
RL–
FL+
FL–
FR+
FR–
SP1
11
A58
Skid Control ECU with Actuator Assembly
V
18 AL2
V
19 A
18 A
IG+
B
I/F
CPU
I/F
I/F
I/F
SI
+S
TIRE
ES
8 A
7 A
3 A
30 A
L27(A)
Combination Meter Assembly
V
V
G
BR
16
17
L89
Junction
Connector
V
G
L2

A 58
Gray

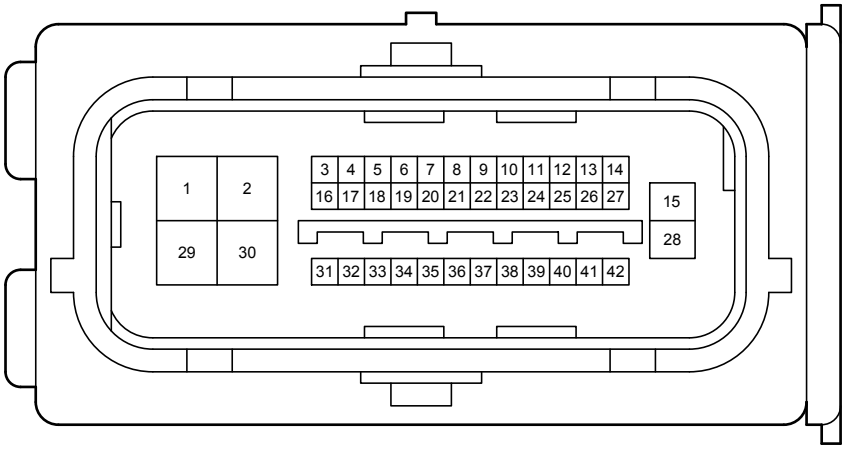

L 27
White

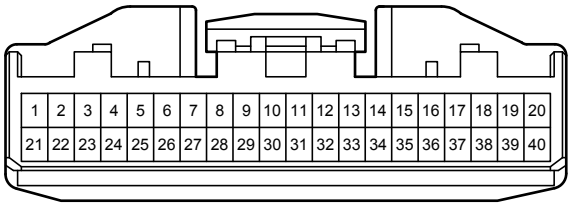

L 61
White

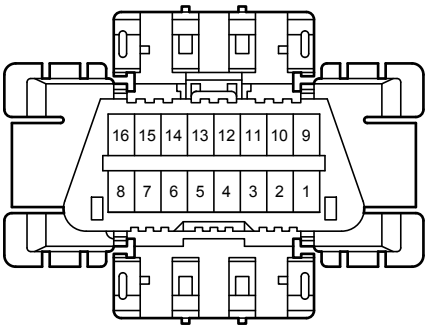

L 89
Black

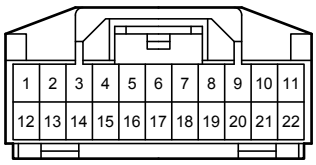

L 93
White

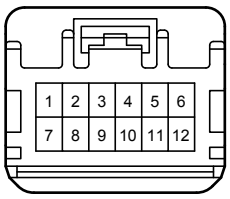

L129
Gray

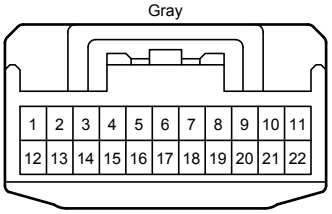

L160
White



L161
Black

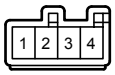

R 33
Black



2A
White

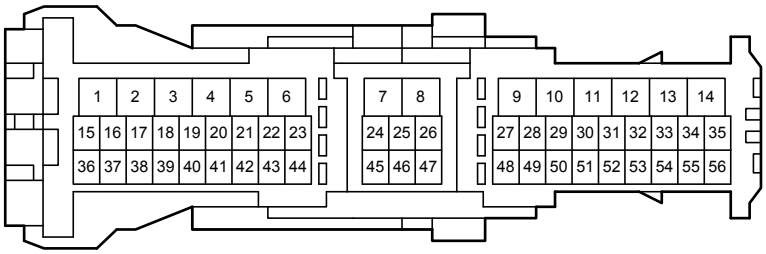

2B
White

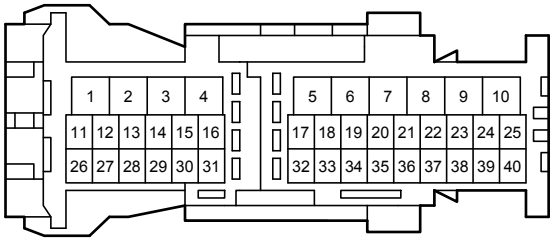

2C
White

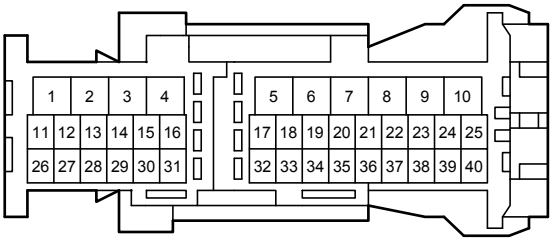

3A
White

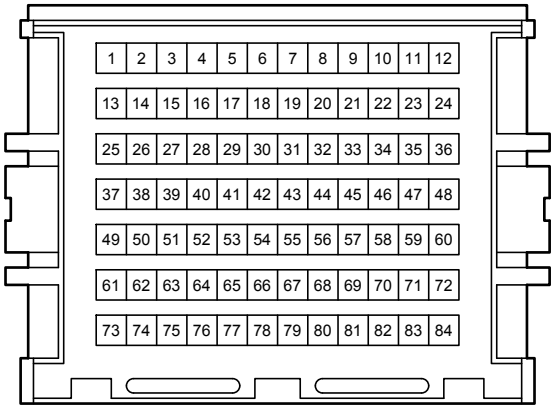

3B
White

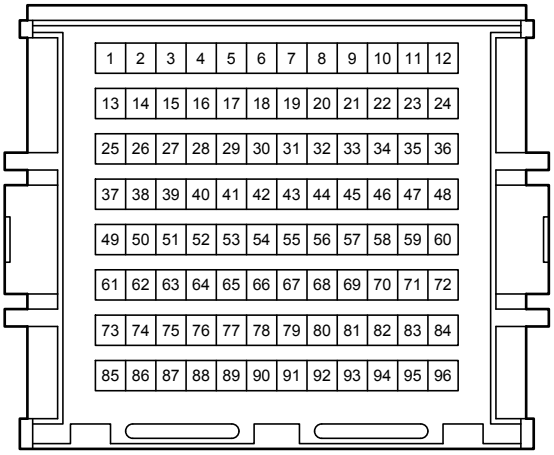

4A
White

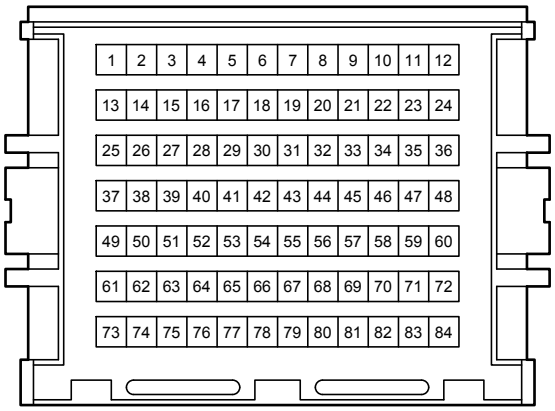

AL2
Gray

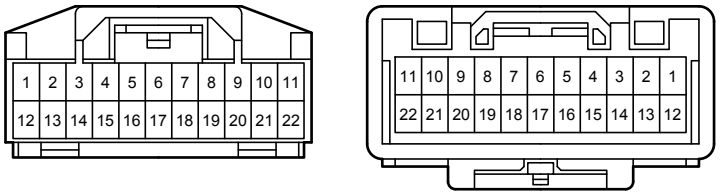
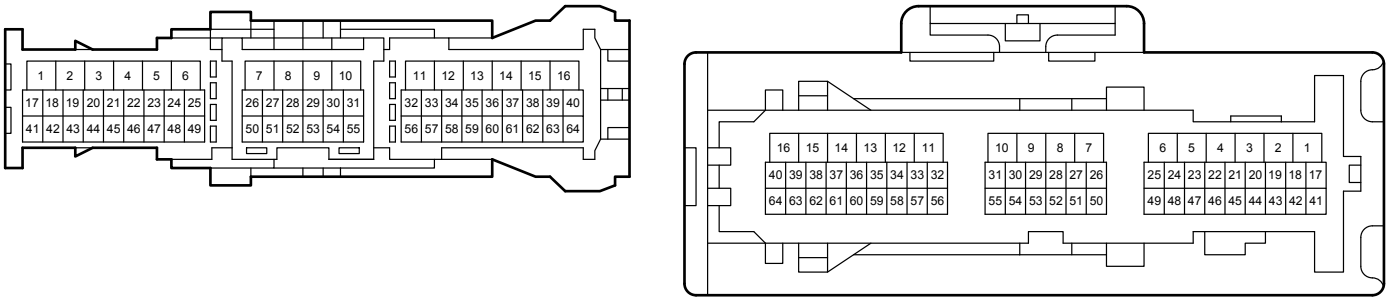
LR1
White