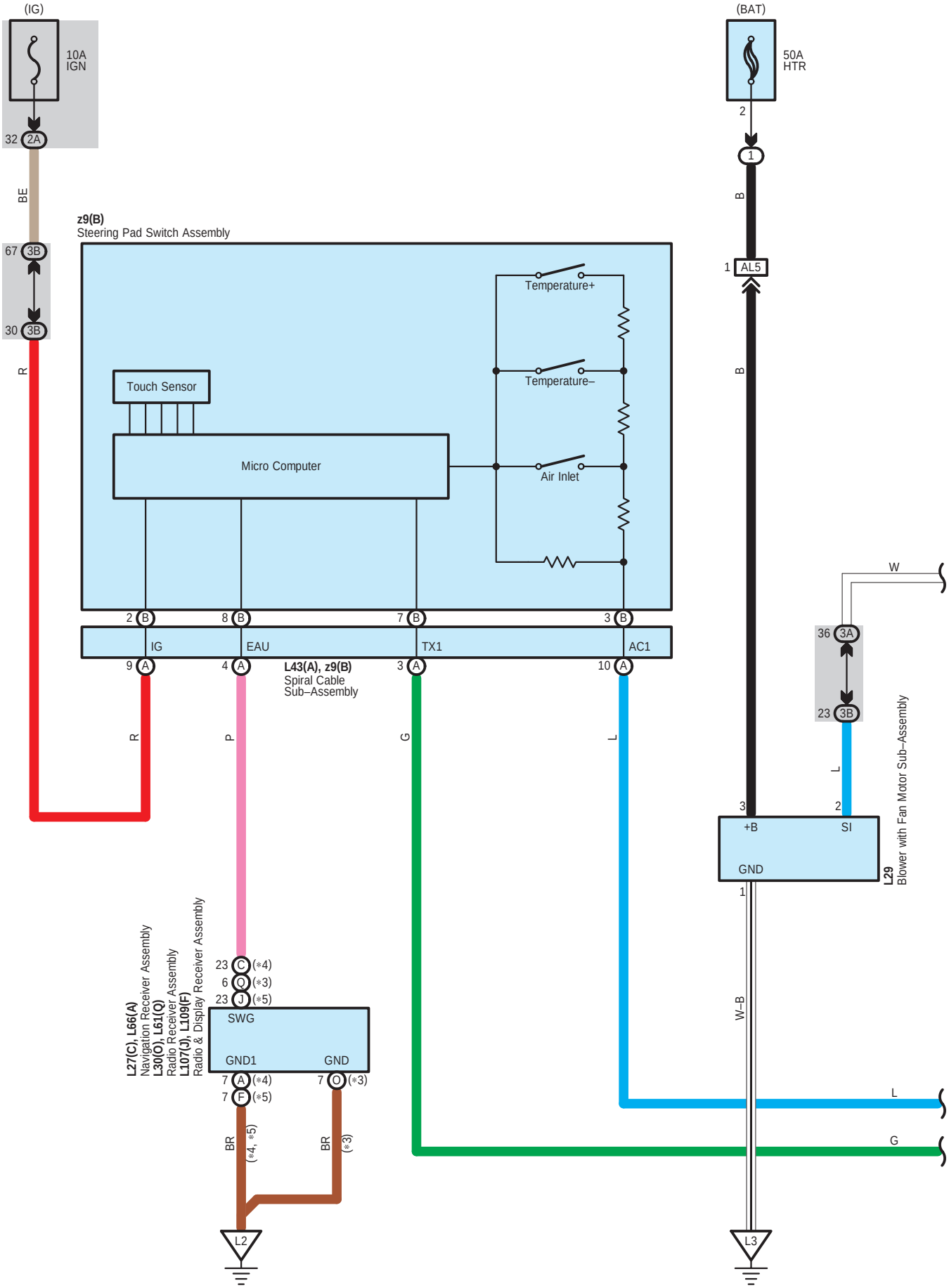
(IG)
10A
IGN
32 2A
BE
67 3B
30 3B
R
z9(B)
Steering Pad Switch Assembly
Touch Sensor
Micro Computer
Temperature+
Temperature–
Air Inlet
2 B
8 B
7 B
3 B
IG
EAU
TX1
AC1
9 A
4 A
3 A
10 A
L43(A), z9(B)
Spiral Cable
Sub–Assembly
R
P
G
L
(BAT)
50A
HTR
2
1
B
1 AL5
B
W
36 3A
23 3B
L
3
2
+B
SI
GND
1
L29
Blower with Fan Motor Sub–Assembly
W–B
L27(C), L66(A)
Navigation Receiver Assembly
L30(O), L61(Q)
Radio Receiver Assembly
L107(J), L109(F)
Radio & Display Receiver Assembly
23 C (*4)
6 Q (*3)
23 J (*5)
SWG
GND1
GND
7 A (*4)
7 F (*5)
7 O (*3)
BR
(*4, *5)
BR
(*3)
L
G
L2
L3

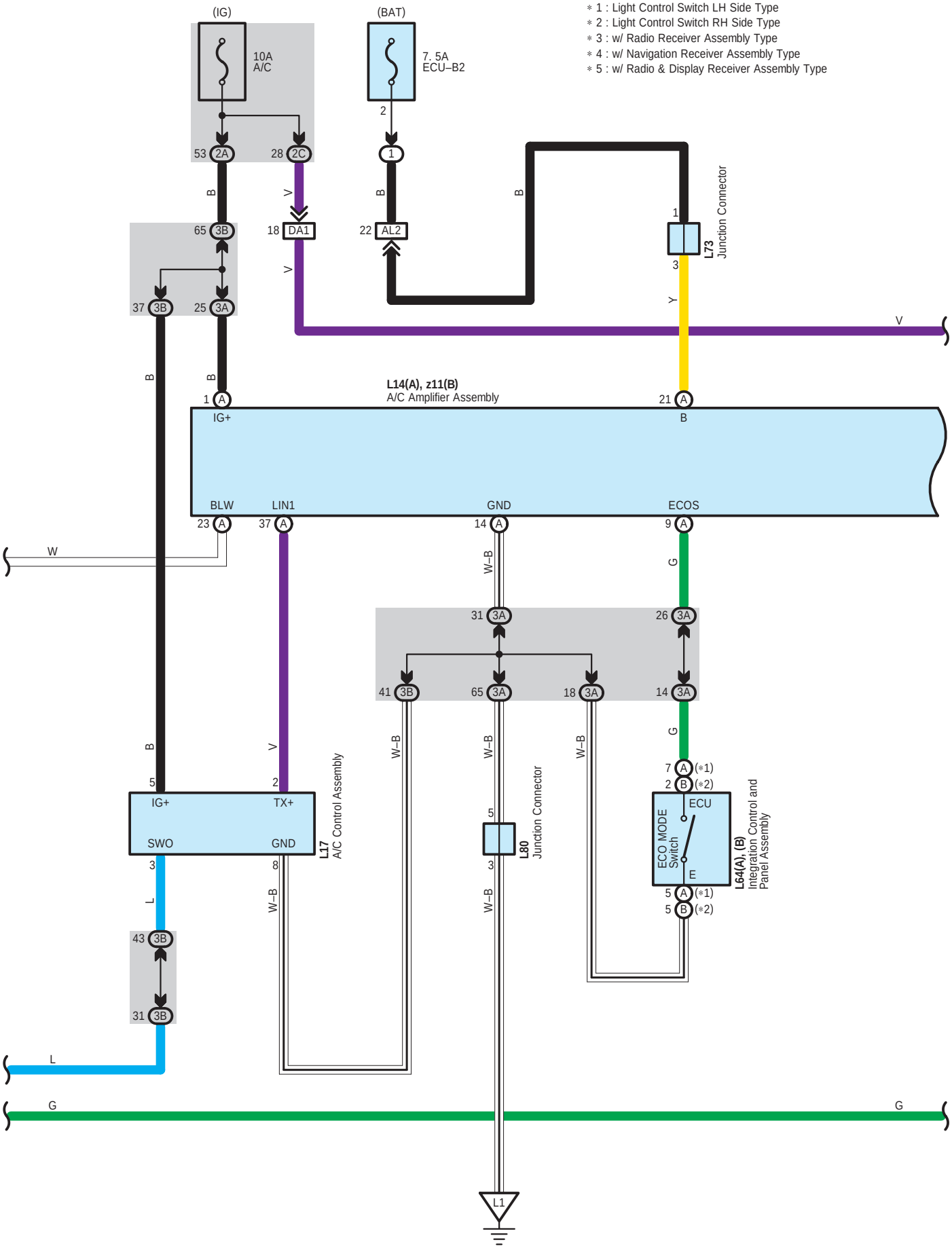
(IG)
10A
A/C
(BAT)
7. 5A
ECU–B2
∗ 1 : Light Control Switch LH Side Type
∗ 2 : Light Control Switch RH Side Type
∗ 3 : w/ Radio Receiver Assembly Type
∗ 4 : w/ Navigation Receiver Assembly Type
∗ 5 : w/ Radio & Display Receiver Assembly Type
53 2A
28 2C
65 3B
18 DA1
22 AL2
37 3B
25 3A
L73
Junction Connector
L14(A), z11(B)
A/C Amplifier Assembly
IG+
BLW
LIN1
GND
ECOS
23 A
37 A
14 A
9 A
21 A
31 3A
26 3A
41 3B
65 3A
18 3A
14 3A
L17
A/C Control Assembly
TX+
SWO
L80
Junction Connector
ECO MODE
Switch
ECU
E
L64(A), (B)
Integration Control and
Panel Assembly
43 3B
31 3B
L1

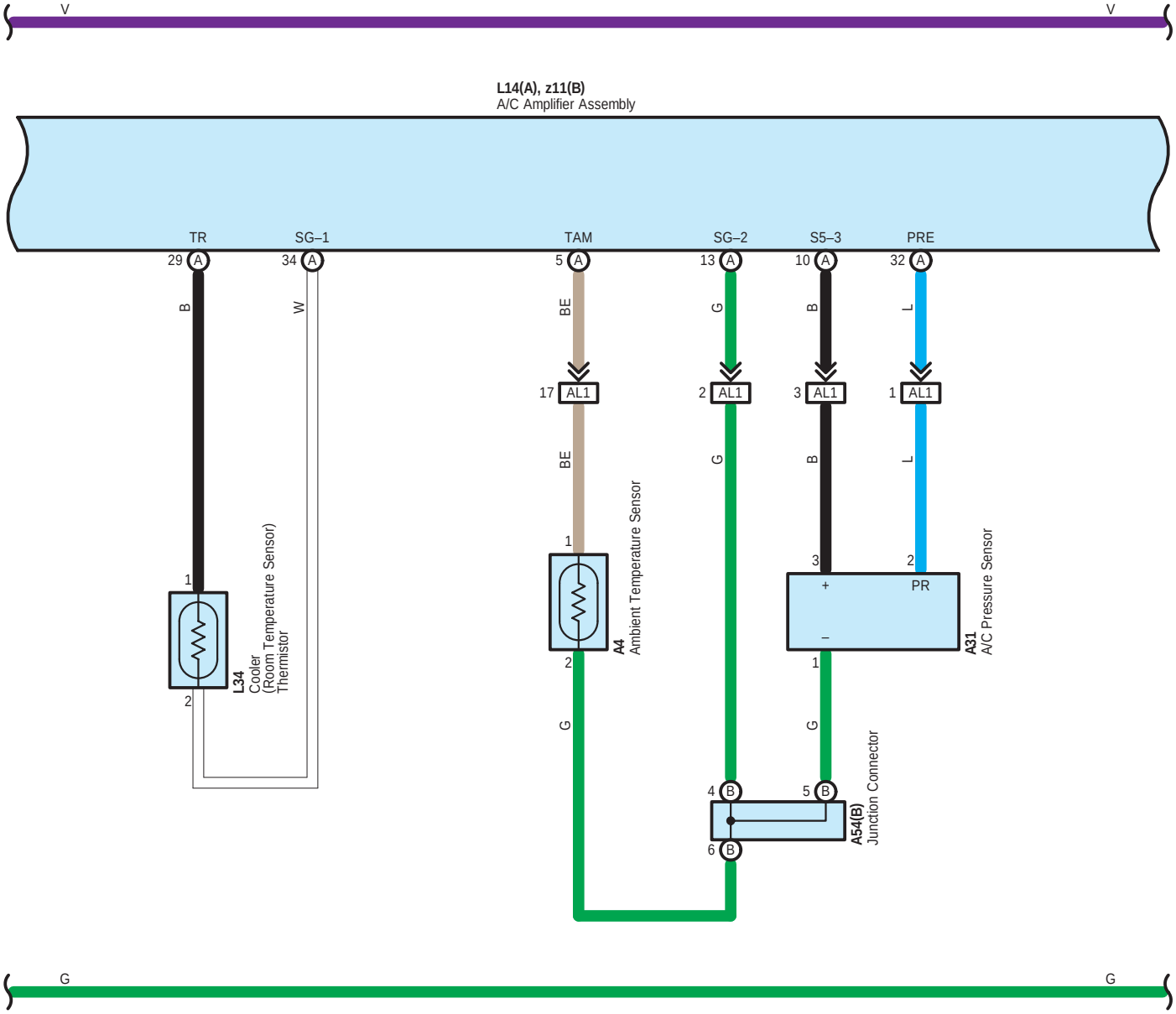
V
V
L14(A), z11(B)
A/C Amplifier Assembly
TR
SG–1
TAM
SG–2
S5–3
PRE
29 A
34 A
5 A
13 A
10 A
32 A
B
W
BE
G
B
L
17 AL1
2 AL1
3 AL1
1 AL1
BE
G
B
L
1
2
L34
Cooler
(Room Temperature Sensor)
Thermistor
1
2
A4
Ambient Temperature Sensor
3
2
+
PR
–
1
A31
A/C Pressure Sensor
G
G
4 B
5 B
6 B
A54(B)
Junction Connector
G
G

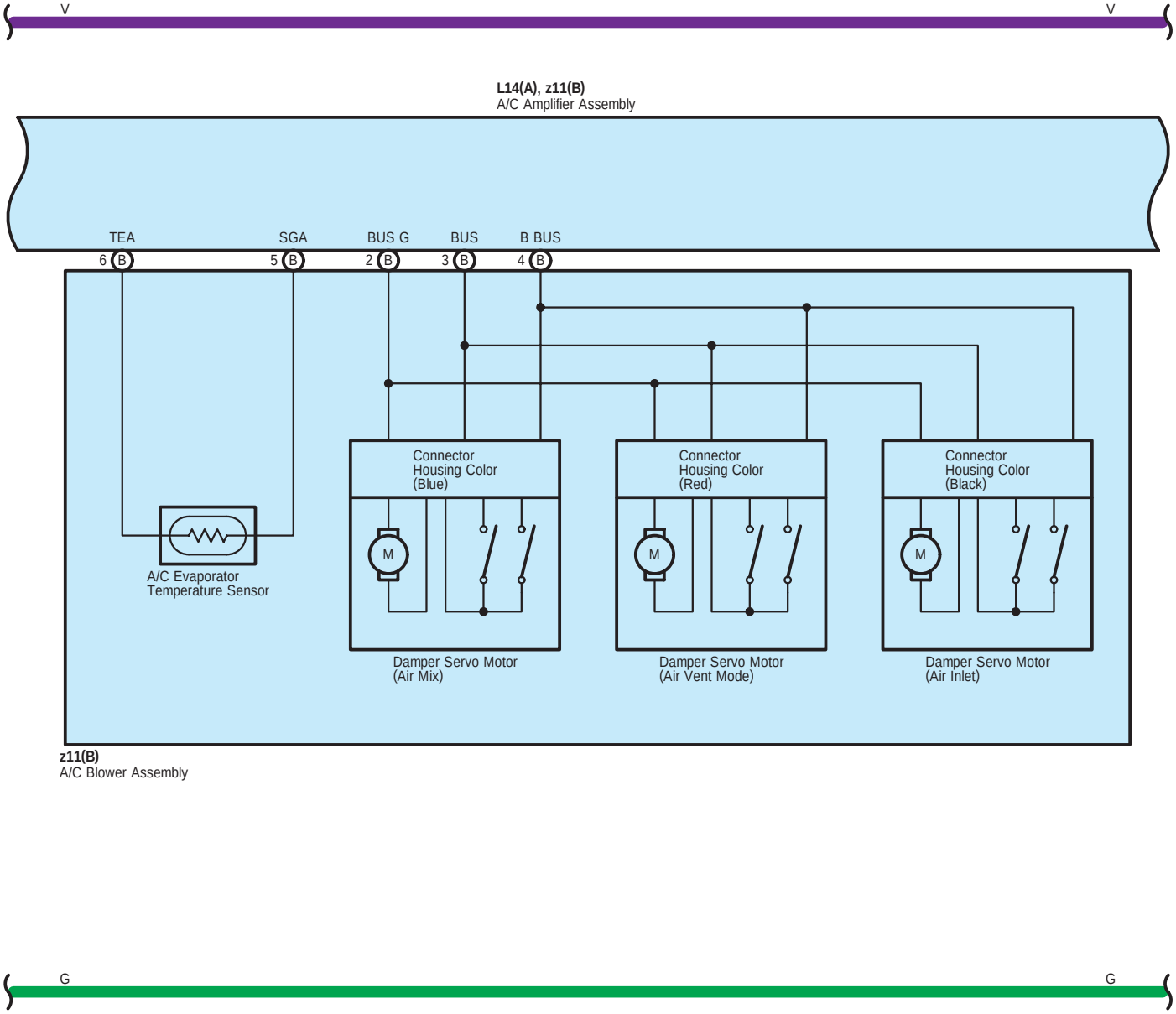
V
V
L14(A), z11(B)
A/C Amplifier Assembly
TEA
SGA
BUS G
BUS
B BUS
6 B
5 B
2 B
3 B
4 B
A/C Evaporator
Temperature Sensor
Connector
Housing Color
(Blue)
Connector
Housing Color
(Red)
Connector
Housing Color
(Black)
M
M
M
Damper Servo Motor
(Air Mix)
Damper Servo Motor
(Air Vent Mode)
Damper Servo Motor
(Air Inlet)
z11(B)
A/C Blower Assembly
G
G

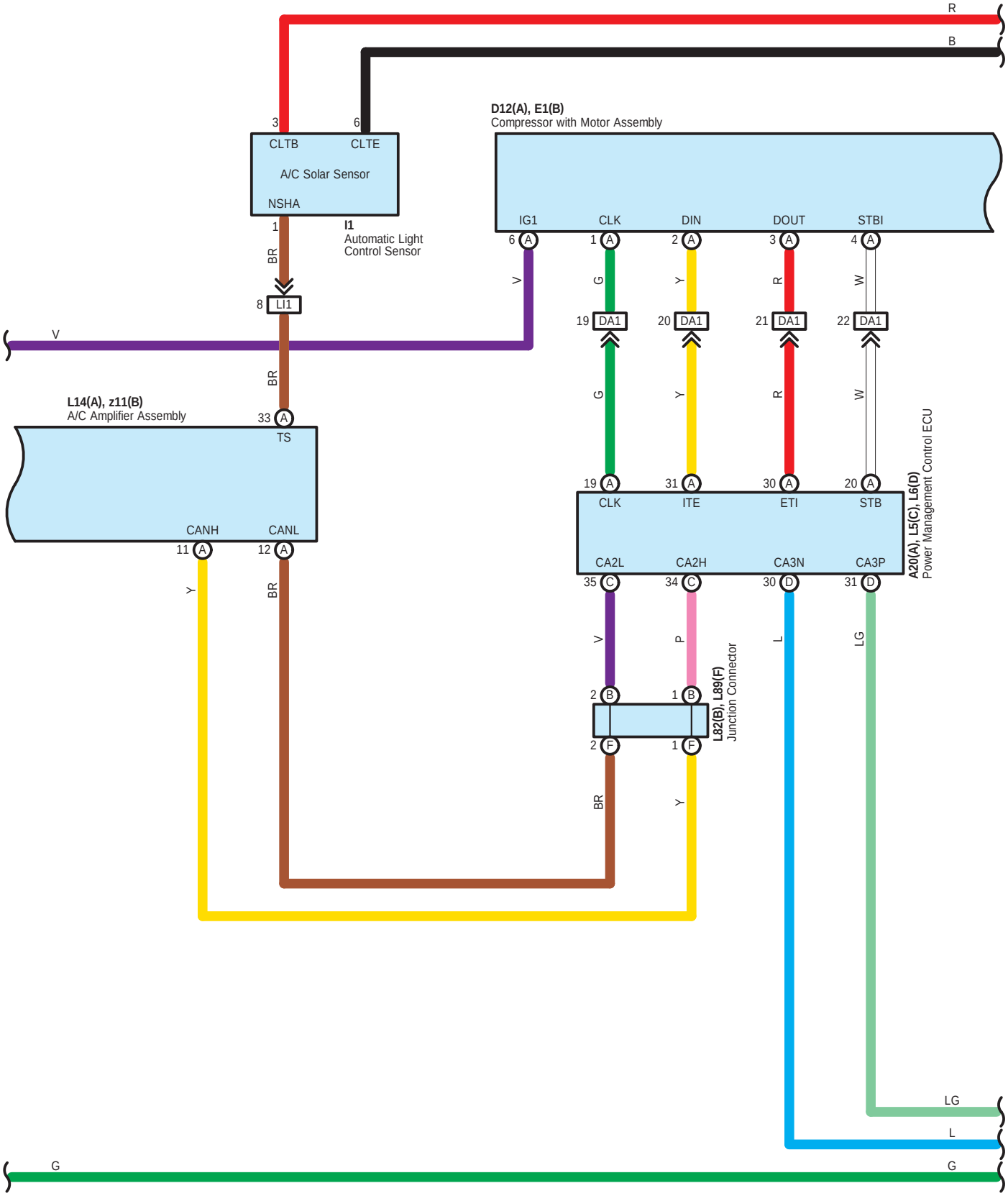
R
B
3
6
CLTB
CLTE
A/C Solar Sensor
NSHA
1
BR
8
LI1
I1
Automatic Light
Control Sensor
V
BR
L14(A), z11(B)
A/C Amplifier Assembly
33
TS
CANH
CANL
11
12
Y
BR
D12(A), E1(B)
Compressor with Motor Assembly
IG1
CLK
DIN
DOUT
STBI
6
1
2
3
4
V
G
Y
R
W
19
DA1
20
DA1
21
DA1
22
DA1
G
Y
R
W
19
31
30
20
CLK
ITE
ETI
STB
A20(A), L5(C), L6(D)
Power Management Control ECU
CA2L
CA2H
CA3N
CA3P
35
34
30
31
V
P
L
LG
2
1
2
1
L82(B), L89(F)
Junction Connector
BR
Y
LG
L
G
G

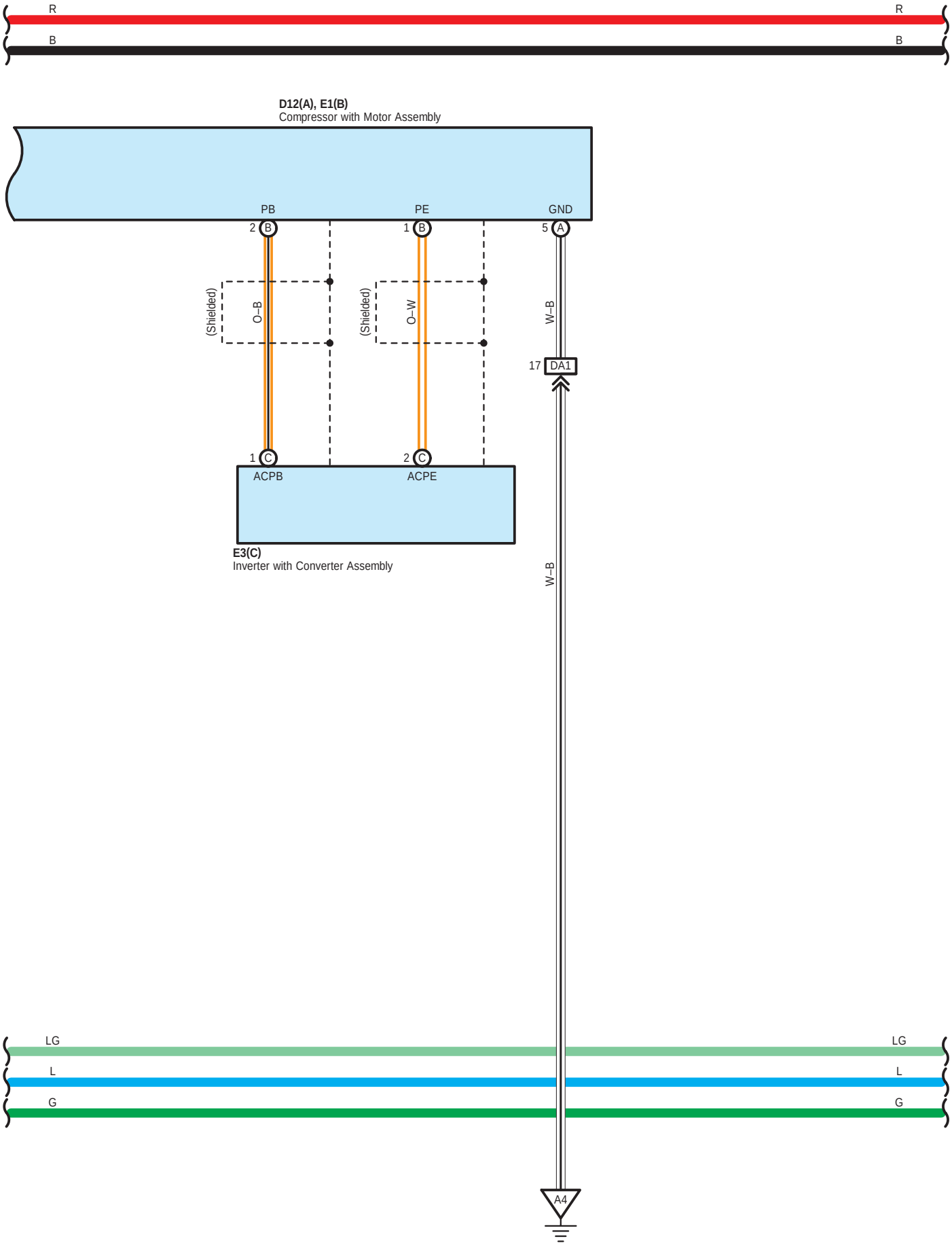
R
R
B
B
D12(A), E1(B)
Compressor with Motor Assembly
PB
PE
GND
2 B
1 B
5 A
(Shielded)
O–B
(Shielded)
O–W
W–B
17 DA1
1 C
2 C
ACPB
ACPE
E3(C)
Inverter with Converter Assembly
W–B
LG
LG
L
L
G
G
A4

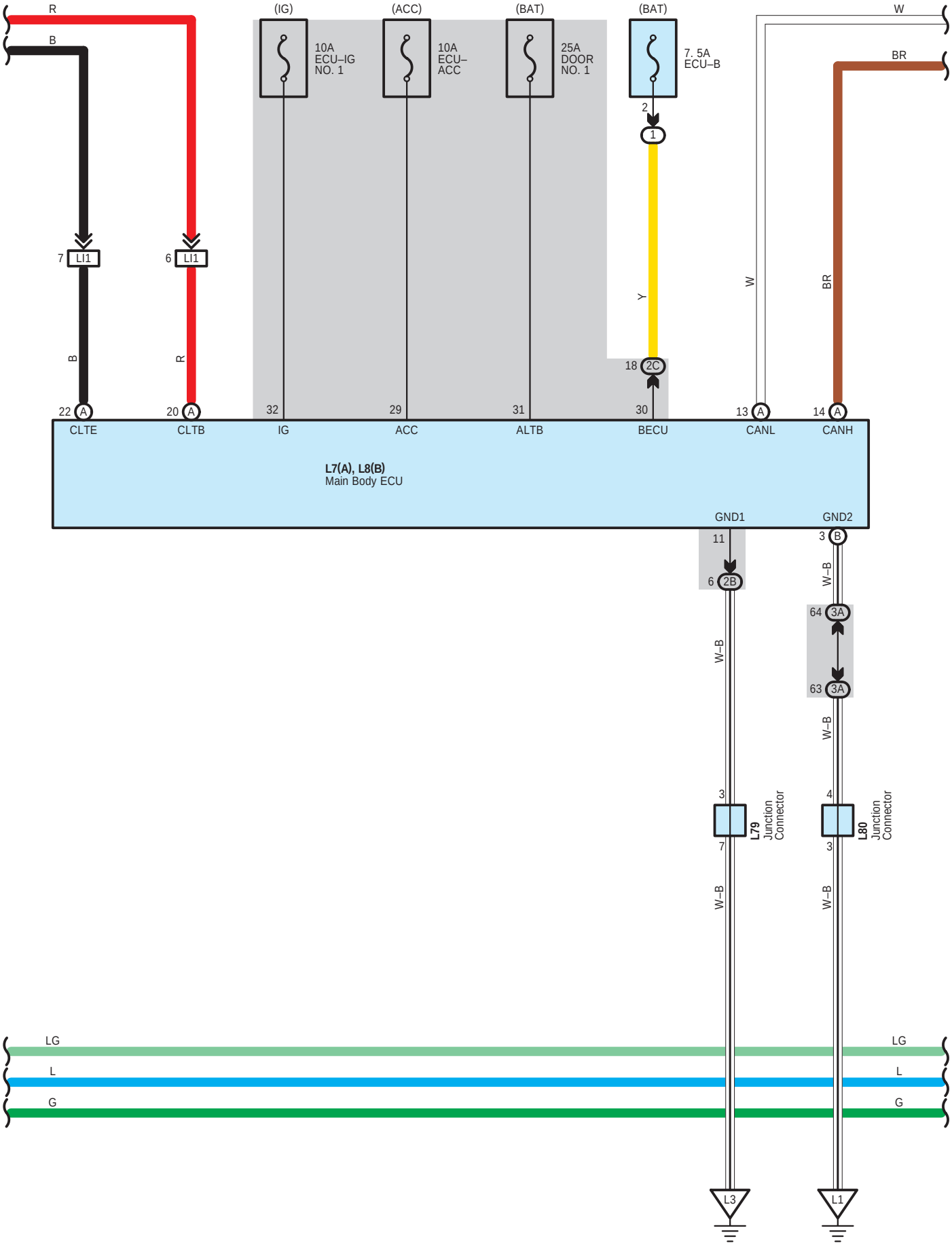
R
B
(IG)
(ACC)
(BAT)
(BAT)
W
BR
10A
ECU–IG
NO. 1
10A
ECU–
ACC
25A
DOOR
NO. 1
7. 5A
ECU–B
2
1
7
LI1
6
LI1
B
R
Y
W
BR
18
2C
22
A
20
A
32
29
31
30
13
A
14
A
CLTE
CLTB
IG
ACC
ALTB
BECU
CANL
CANH
L7(A), L8(B)
Main Body ECU
GND1
GND2
11
6
2B
3
B
W–B
64
3A
63
3A
W–B
3
7
L79
Junction
Connector
4
3
L80
Junction
Connector
W–B
W–B
LG
L
G
LG
L
G
L3
L1

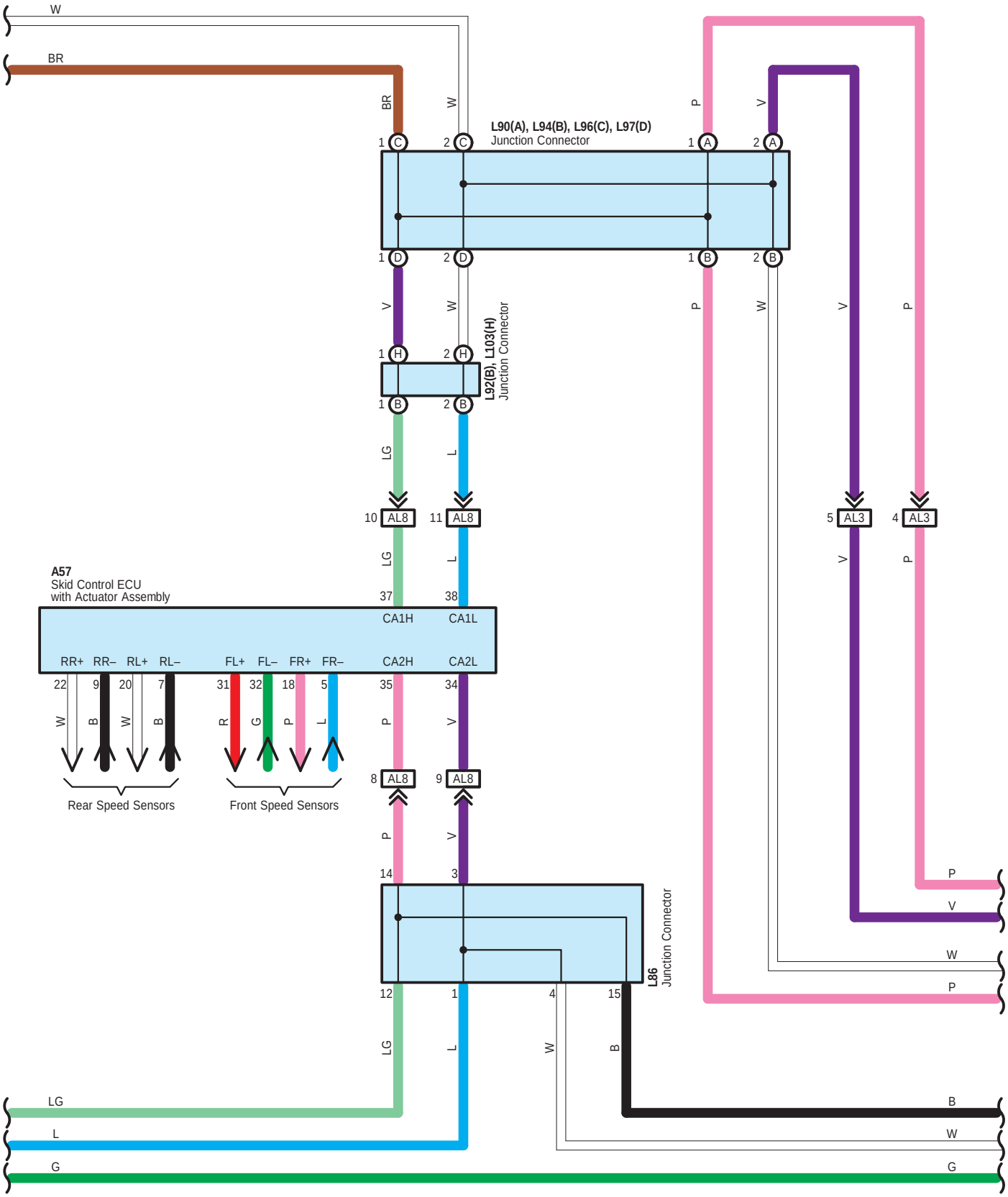
W
BR
L90(A), L94(B), L96(C), L97(D)
Junction Connector
L92(B), L103(H)
Junction Connector
AL8
AL3
A57
Skid Control ECU
with Actuator Assembly
CA1H
CA1L
CA2H
CA2L
RR+ RR– RL+ RL–
FL+ FL– FR+ FR–
Rear Speed Sensors
Front Speed Sensors
L86
Junction Connector
LG
L
G
B

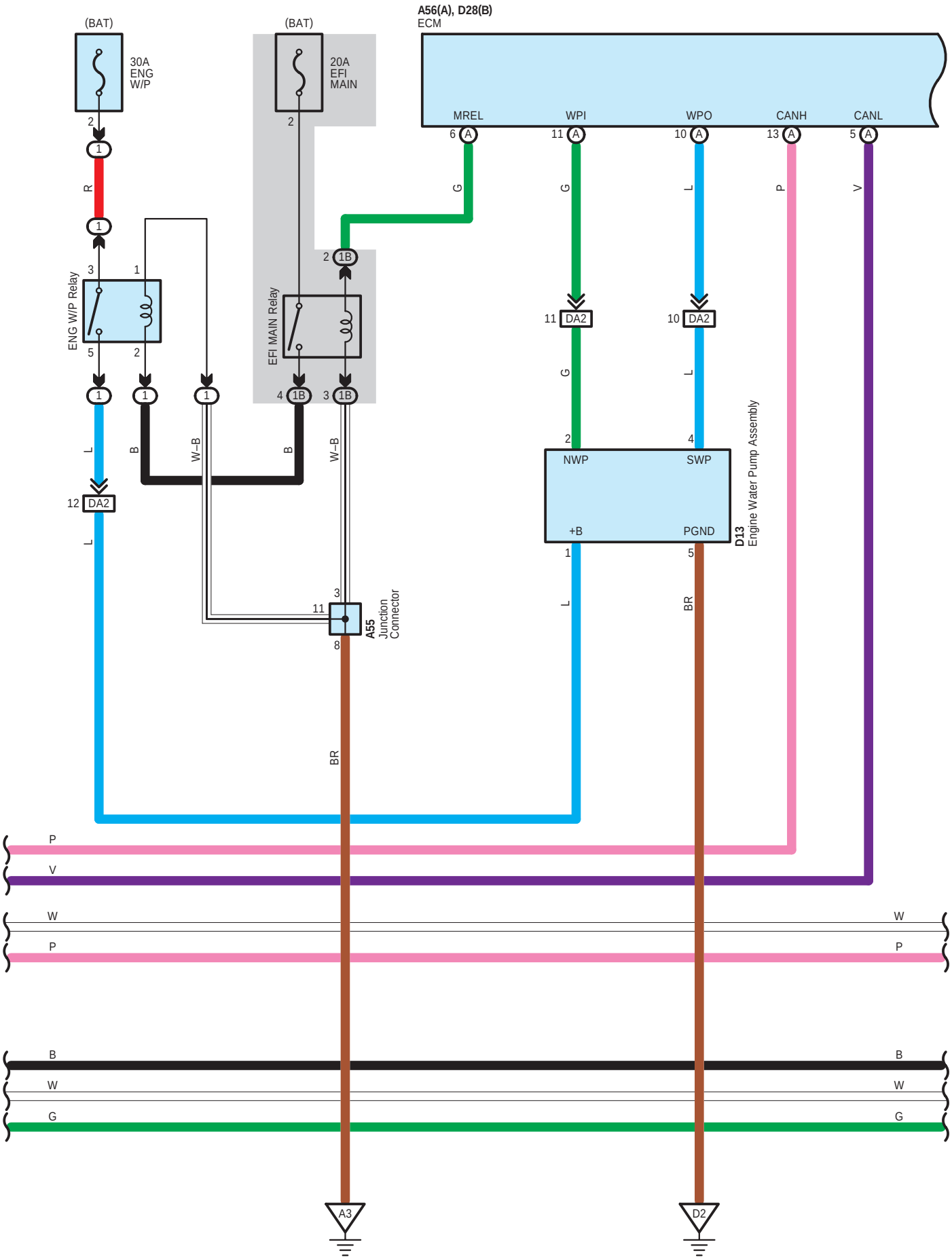
(BAT)
30A
ENG
W/P
(BAT)
20A
EFI
MAIN
A56(A), D28(B)
ECM
MREL
WPI
WPO
CANH
CANL
ENG W/P Relay
EFI MAIN Relay
DA2
NWP
SWP
+B
PGND
D13
Engine Water Pump Assembly
A55
Junction
Connector
A3
D2

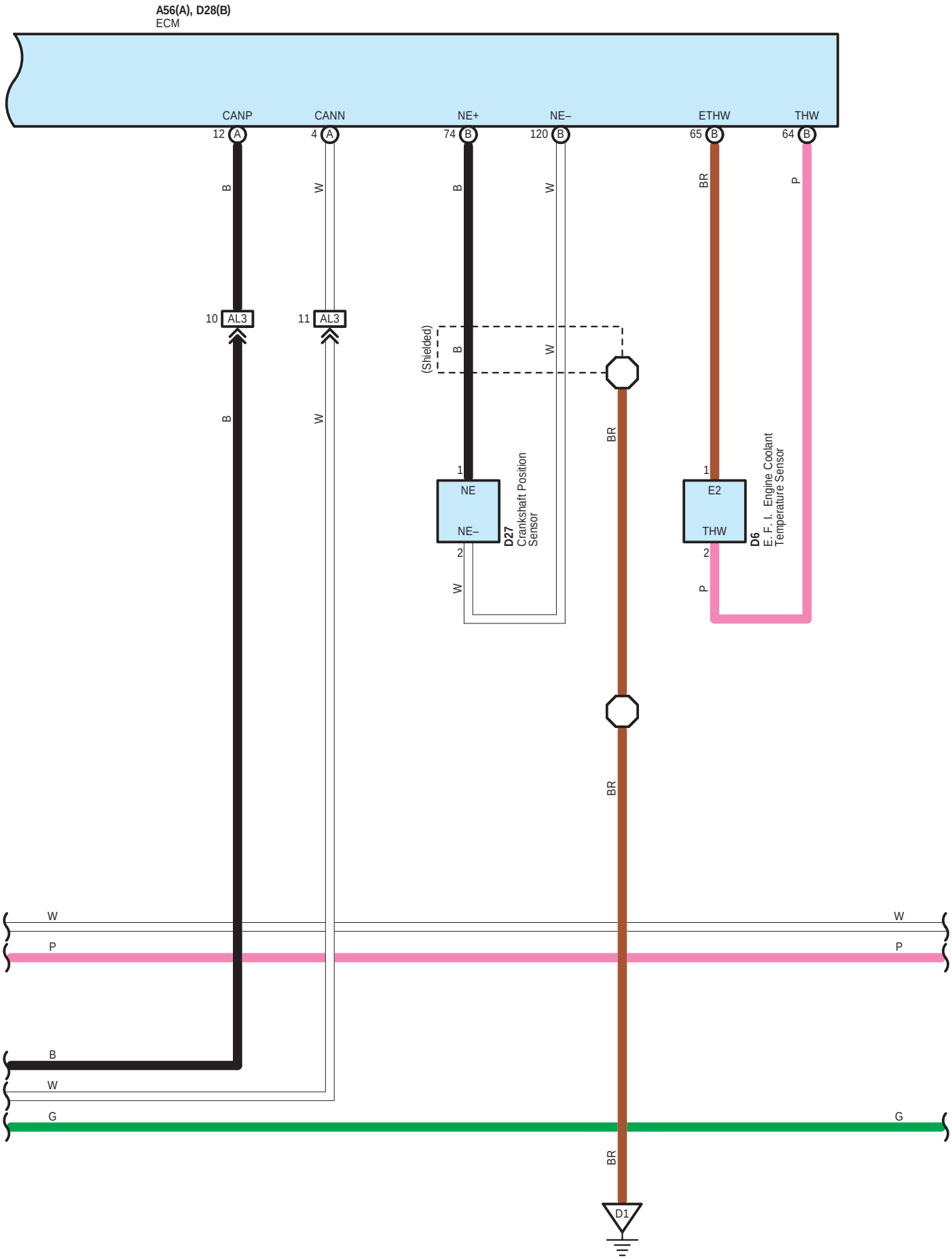
A56(A), D28(B)
ECM
CANP
CANN
NE+
NE–
ETHW
THW
12 A
4 A
74 B
120 B
65 B
64 B
B
W
B
W
BR
P
10 AL3
11 AL3
(Shielded)
B
W
B
W
BR
1
NE
NE–
2
D27
Crankshaft Position Sensor
W
1
E2
THW
2
D6
E. F. I. Engine Coolant Temperature Sensor
P
BR
W
P
B
W
G
W
P
G
BR
D1

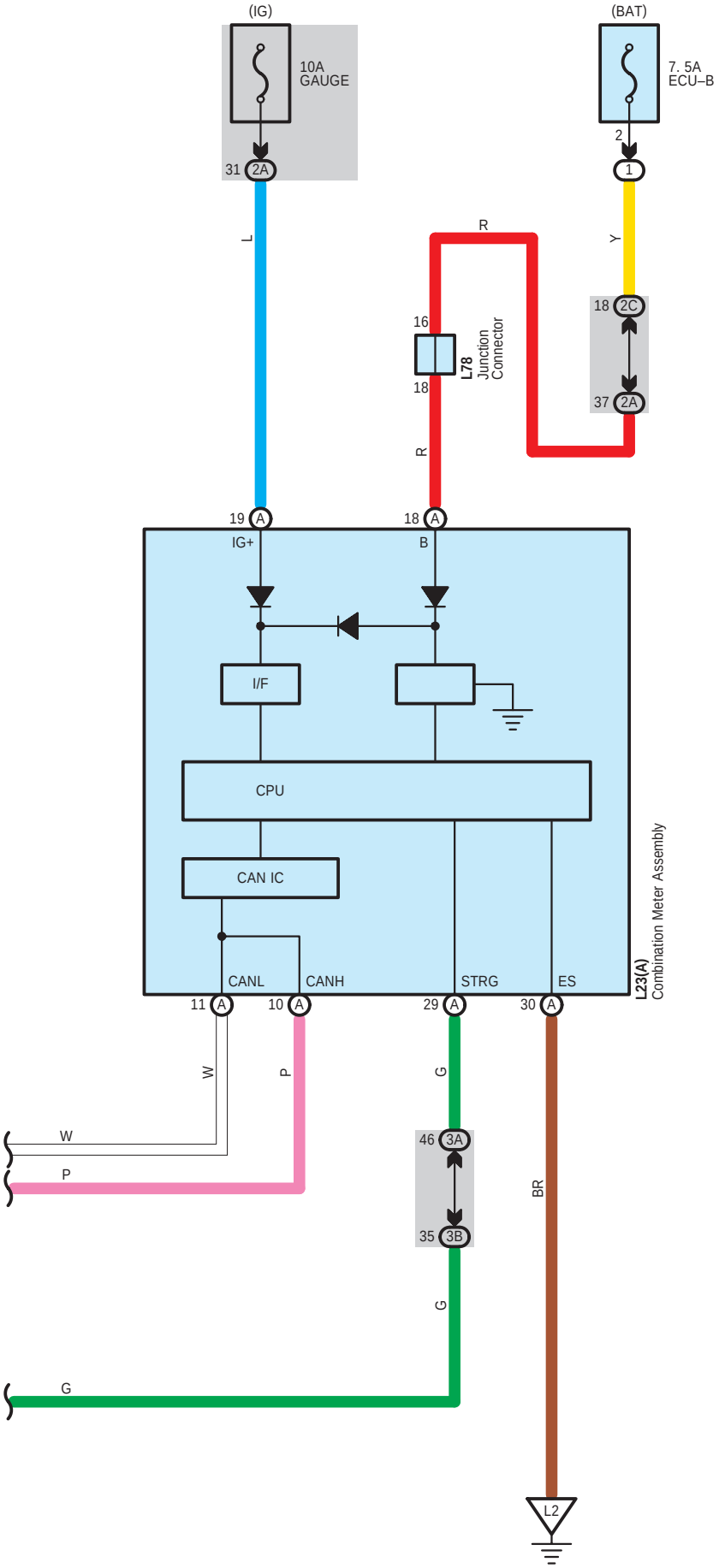
(IG)
10A
GAUGE
31 2A
(BAT)
7. 5A
ECU–B
2
1
L
R
Y
16
18
L78
Junction
Connector
18 2C
37 2A
R
19 A
IG+
18 A
B
I/F
CPU
CAN IC
CANL
CANH
STRG
ES
11 A
10 A
29 A
30 A
L23(A)
Combination Meter Assembly
W
P
G
W
P
46 3A
35 3B
BR
G
G
L2

A 4
Black

A 20
Gray

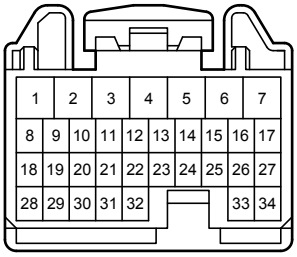

A 31
Black



A 54
Black

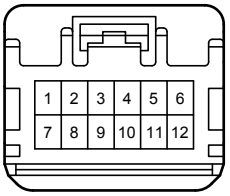

A 55
White

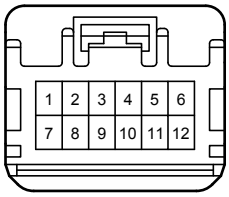

A 56
Black

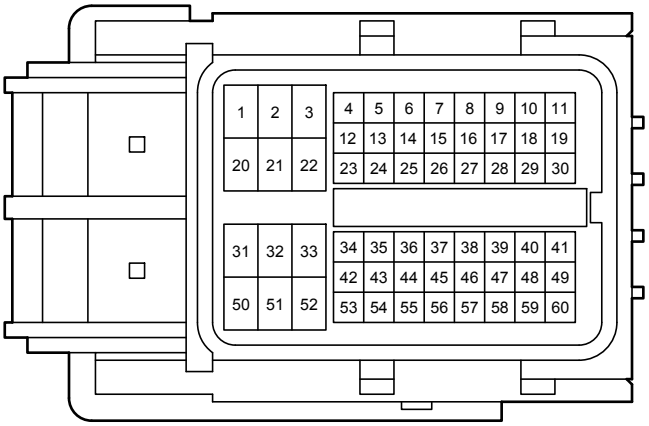

A 57
Gray

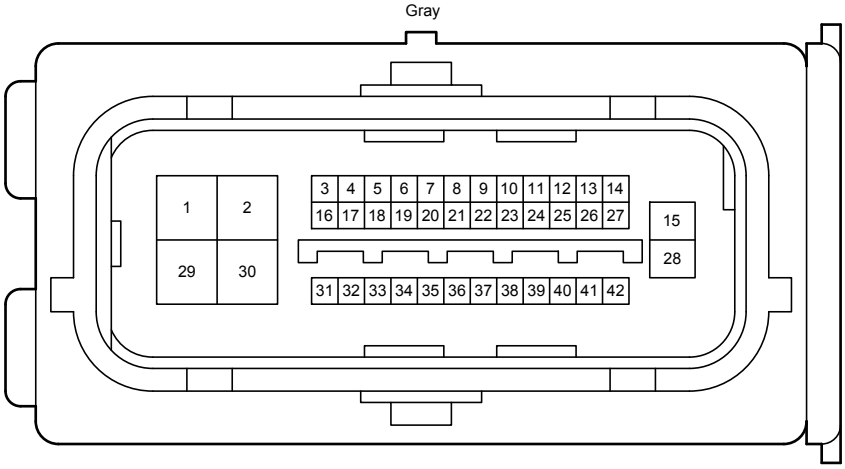

D 6
Black

D 12
Black

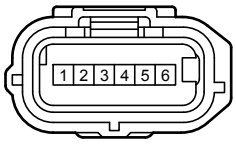

D 13
Black

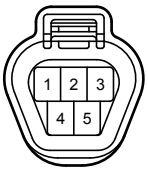

D 27
Black

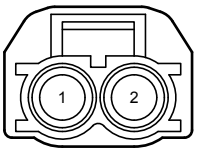

D 28
Black

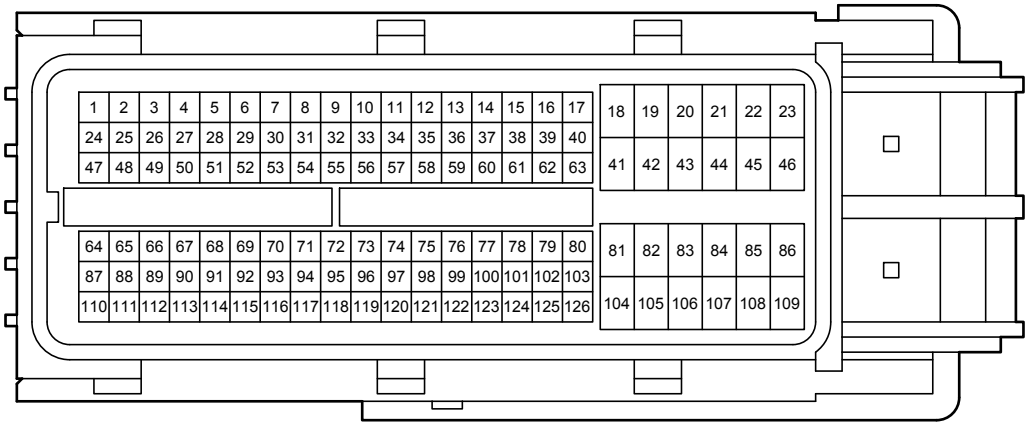

E 1
Orange

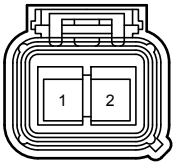

E 3
White

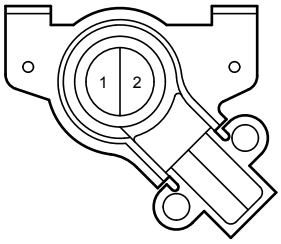

I 1
Black

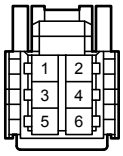

L 5
Gray

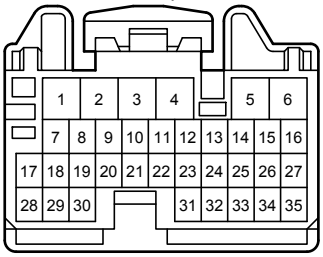

L 6
Gray

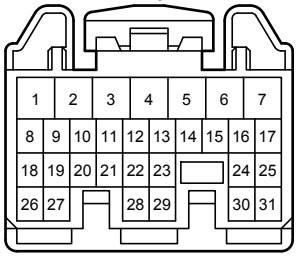

L 7
White

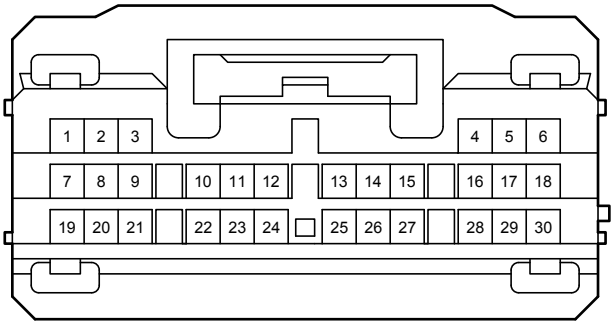

L 8
White

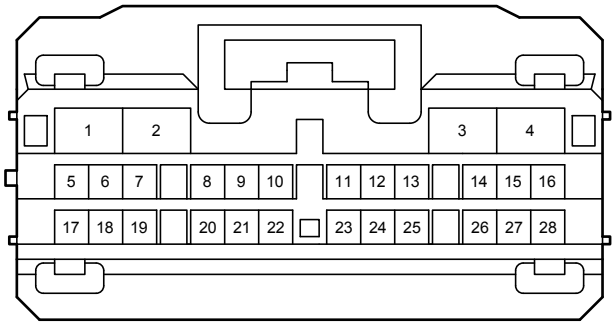

L 14
White

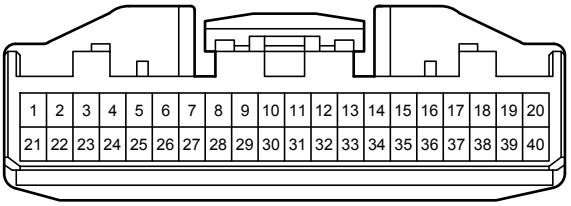

L 17
Gray

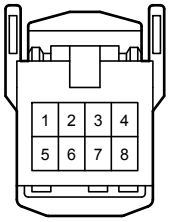

L 23
White

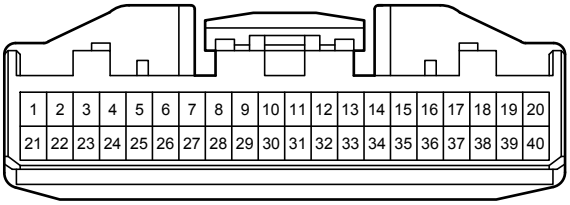

L 27
White

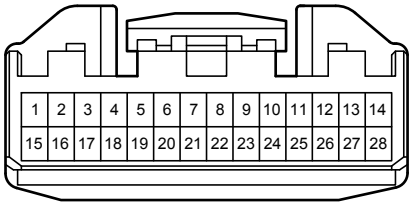

L 29
Black

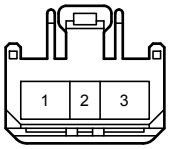

L 30
White

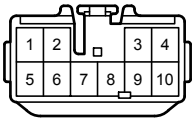

L 34
Black

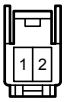

L 43
Black



L 61
White

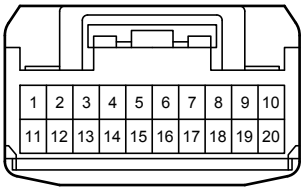

L 64
Black



L 66
White

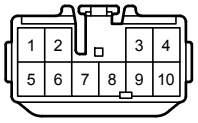

L 73
Black

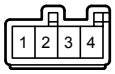

L 78
Gray

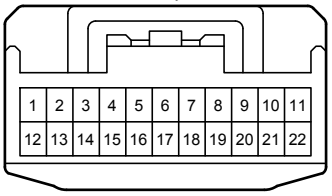

L 79
White

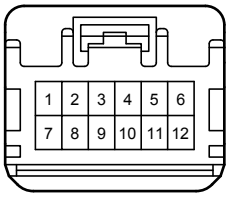

L 80
White

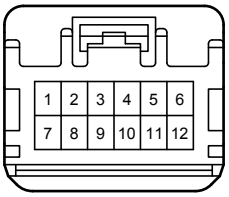

L 82
White

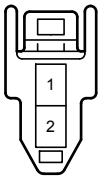

L 86
Black

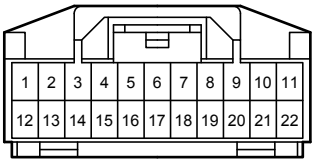

L 89
White

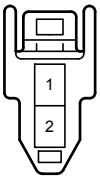

L 90
White

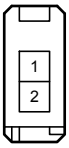

L 92
White

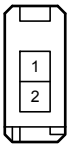

L 94
White

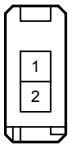

L 96
White

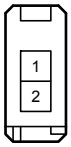

L 97
White

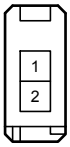

L103
White

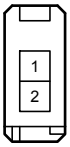

L107
White

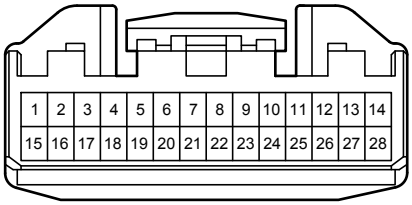

L109
White

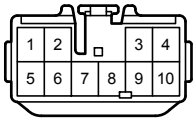

z 9
White

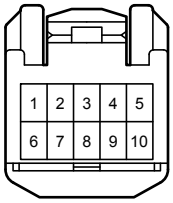

z 11
White



1B
White

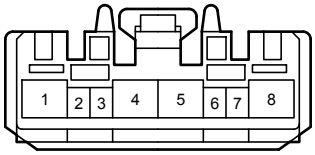

2A
White

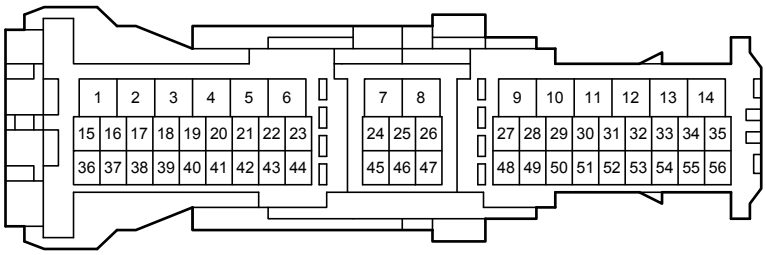

2B
White

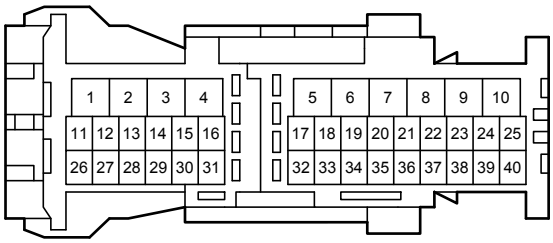

2C
White

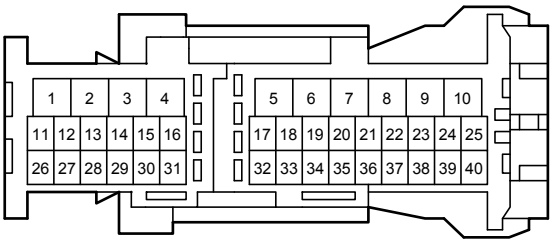

3A
White

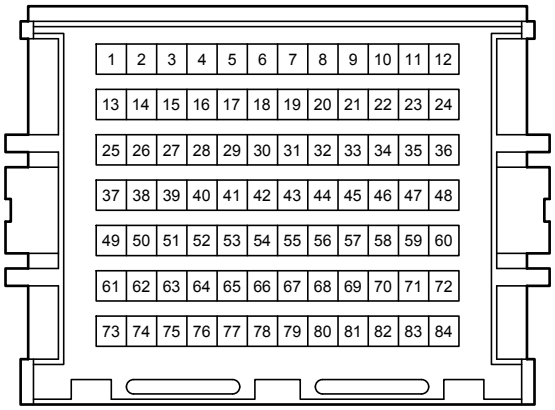

3B
White

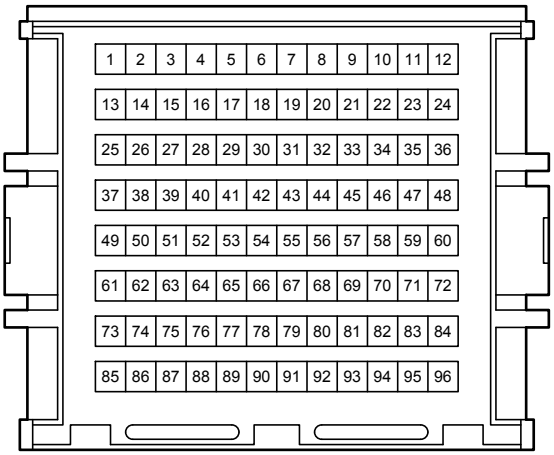

AL1
Blue

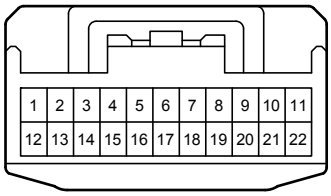

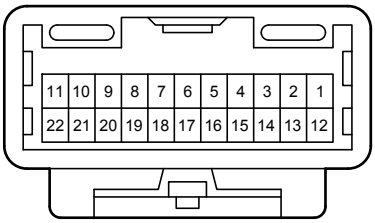

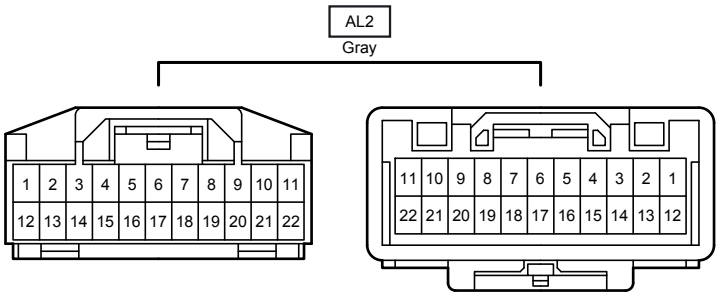
AL2
Gray
1 2 3 4 5 6 7 8 9 10 11
12 13 14 15 16 17 18 19 20 21 22
11 10 9 8 7 6 5 4 3 2 1
22 21 20 19 18 17 16 15 14 13 12

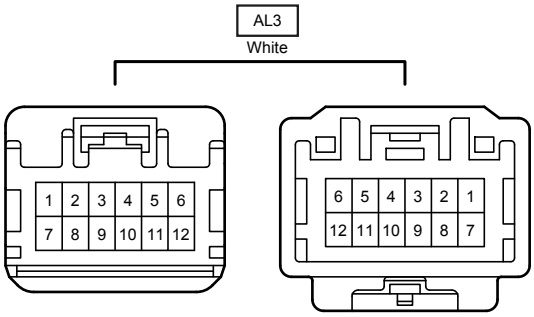
AL3
White
1 2 3 4 5 6
7 8 9 10 11 12
6 5 4 3 2 1
12 11 10 9 8 7

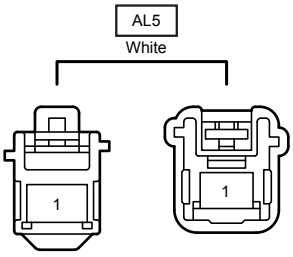
AL5
White
1
1

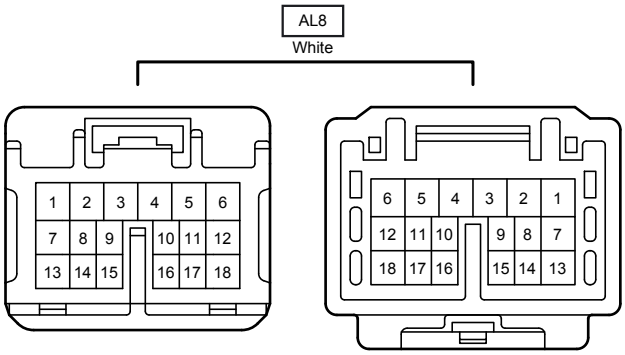
AL8
White
1 2 3 4 5 6
7 8 9 10 11 12
13 14 15 16 17 18
6 5 4 3 2 1
12 11 10 9 8 7
18 17 16 15 14 13

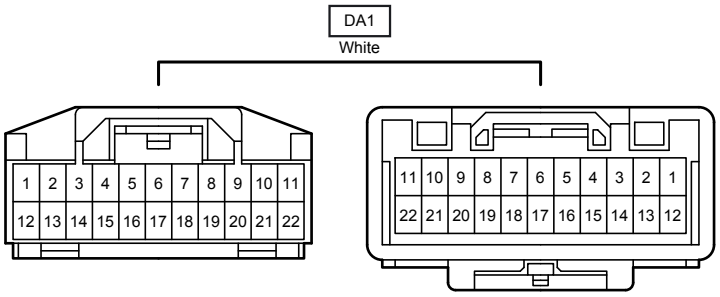
DA1
White
1 2 3 4 5 6 7 8 9 10 11
12 13 14 15 16 17 18 19 20 21 22
11 10 9 8 7 6 5 4 3 2 1
22 21 20 19 18 17 16 15 14 13 12

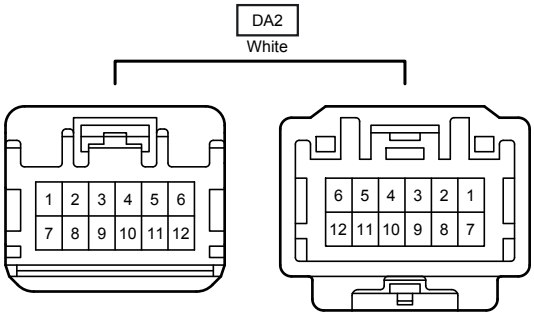
DA2
White
1 2 3 4 5 6
7 8 9 10 11 12
6 5 4 3 2 1
12 11 10 9 8 7

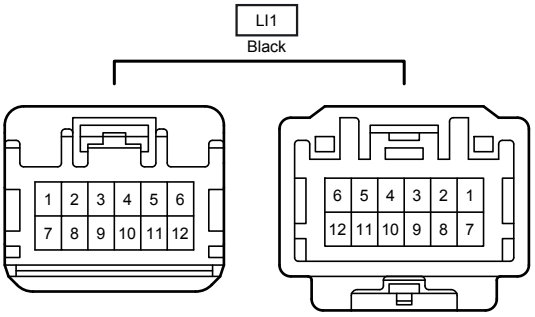
LI1
Black
1 2 3 4 5 6
7 8 9 10 11 12
6 5 4 3 2 1
12 11 10 9 8 7