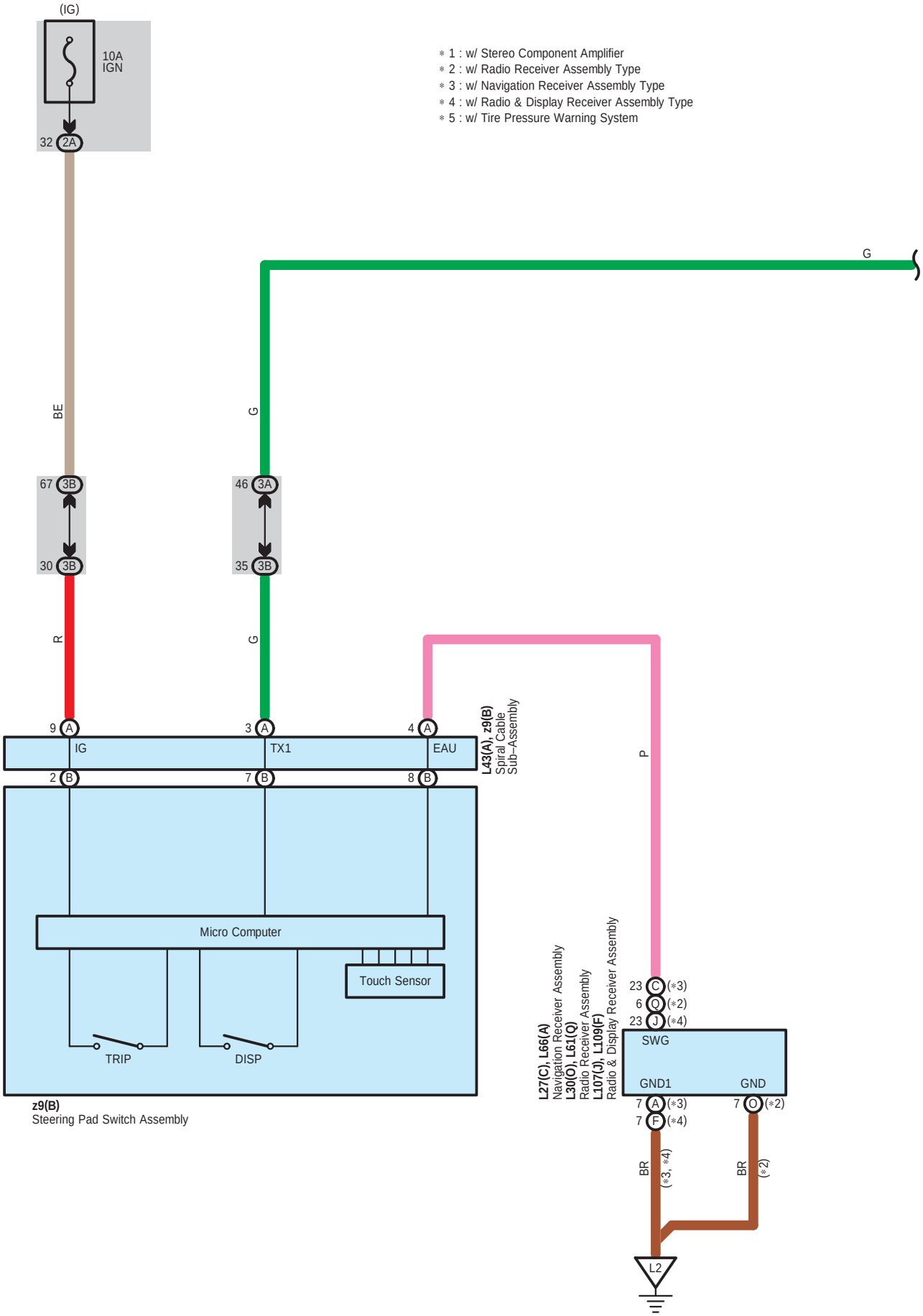
(IG)
10A
IGN
32 2A
∗ 1 : w/ Stereo Component Amplifier
∗ 2 : w/ Radio Receiver Assembly Type
∗ 3 : w/ Navigation Receiver Assembly Type
∗ 4 : w/ Radio & Display Receiver Assembly Type
∗ 5 : w/ Tire Pressure Warning System
G
BE
G
67 3B
30 3B
46 3A
35 3B
R
G
9 A
3 A
4 A
IG
TX1
EAU
2 B
7 B
8 B
L43(A), z9(B)
Spiral Cable
Sub-Assembly
P
Micro Computer
Touch Sensor
TRIP
DISP
z9(B)
Steering Pad Switch Assembly
L27(C), L66(A)
Navigation Receiver Assembly
L30(O), L61(Q)
Radio Receiver Assembly
L107(J), L109(F)
Radio & Display Receiver Assembly
23 C (∗3)
6 Q (∗2)
23 J (∗4)
SWG
GND1
GND
7 A (∗3)
7 F (∗4)
7 O (∗2)
BR
(∗3, ∗4)
BR
(∗2)
L2

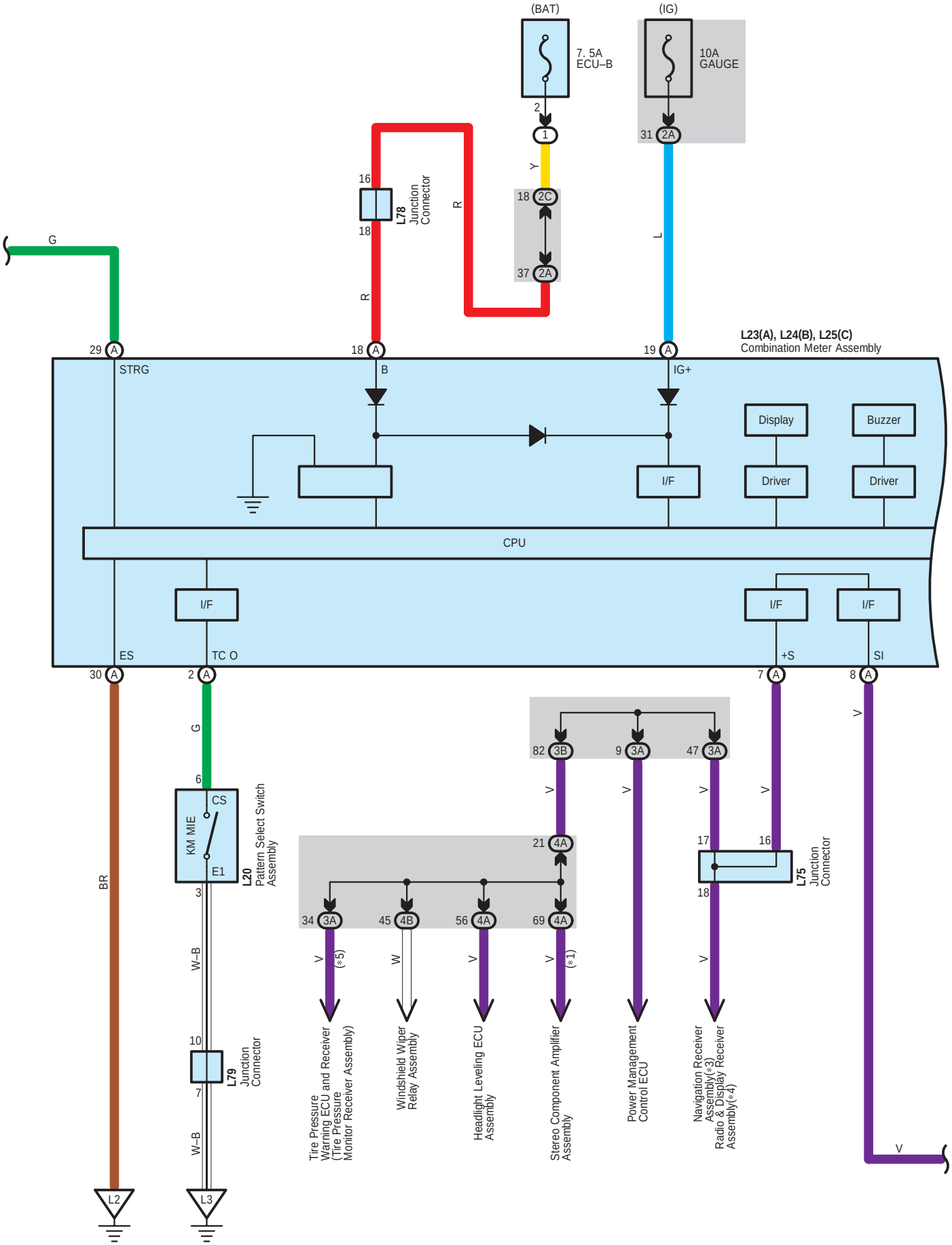
(BAT)
7. 5A
ECU–B
(IG)
10A
GAUGE
L78
Junction
Connector
L23(A), L24(B), L25(C)
Combination Meter Assembly
STRG
B
IG+
Display
Buzzer
I/F
Driver
Driver
CPU
I/F
I/F
I/F
ES
TC O
+S
SI
KM MIE
CS
E1
L20
Pattern Select Switch
Assembly
L79
Junction
Connector
L75
Junction
Connector
Tire Pressure
Warning ECU and Receiver
(Tire Pressure
Monitor Receiver Assembly)
Windshield Wiper
Relay Assembly
Headlight Leveling ECU
Assembly
Stereo Component Amplifier
Assembly
Power Management
Control ECU
Navigation Receiver
Assembly(*3)
Radio & Display Receiver
Assembly(*4)
L2
L3

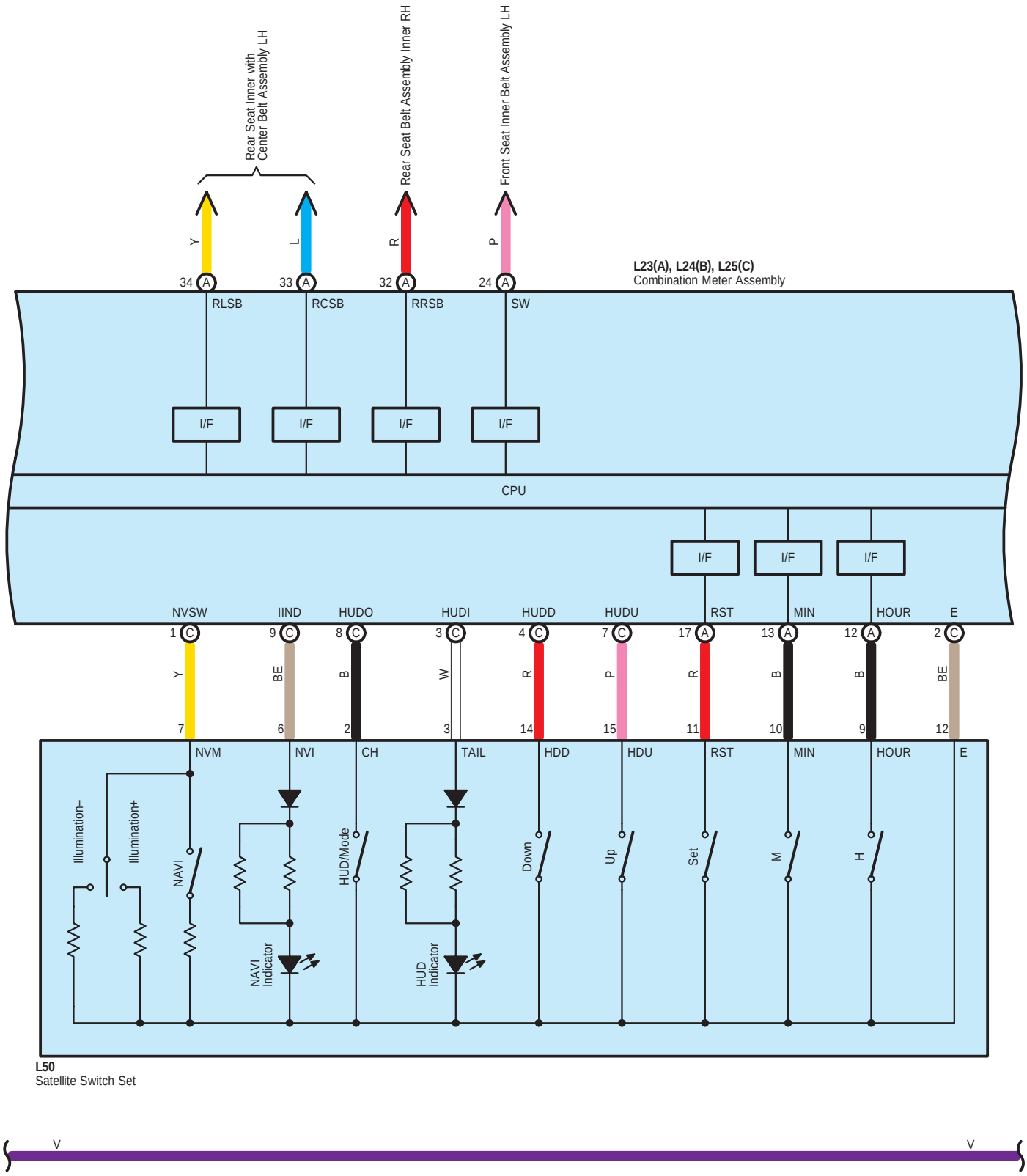
Rear Seat Inner with Center Belt Assembly LH
Rear Seat Belt Assembly Inner RH
Front Seat Inner Belt Assembly LH
Y
L
R
P
34 A
33 A
32 A
24 A
L23(A), L24(B), L25(C)
Combination Meter Assembly
RLSB
RCSB
RRSB
SW
I/F
CPU
NVSW
IIND
HUDO
HUDI
HUDD
HUDU
RST
MIN
HOUR
E
1 C
9 C
8 C
3 C
4 C
7 C
17 A
13 A
12 A
2 C
BE
B
W
7
6
2
3
14
15
11
10
9
12
NVM
NVI
CH
TAIL
HDD
HDU
Illumination−
Illumination+
NAVI
HUD/Mode
Down
Up
Set
M
H
NAVI Indicator
HUD Indicator
L50
Satellite Switch Set
V

＊5 : w/ Tire Pressure Warning System

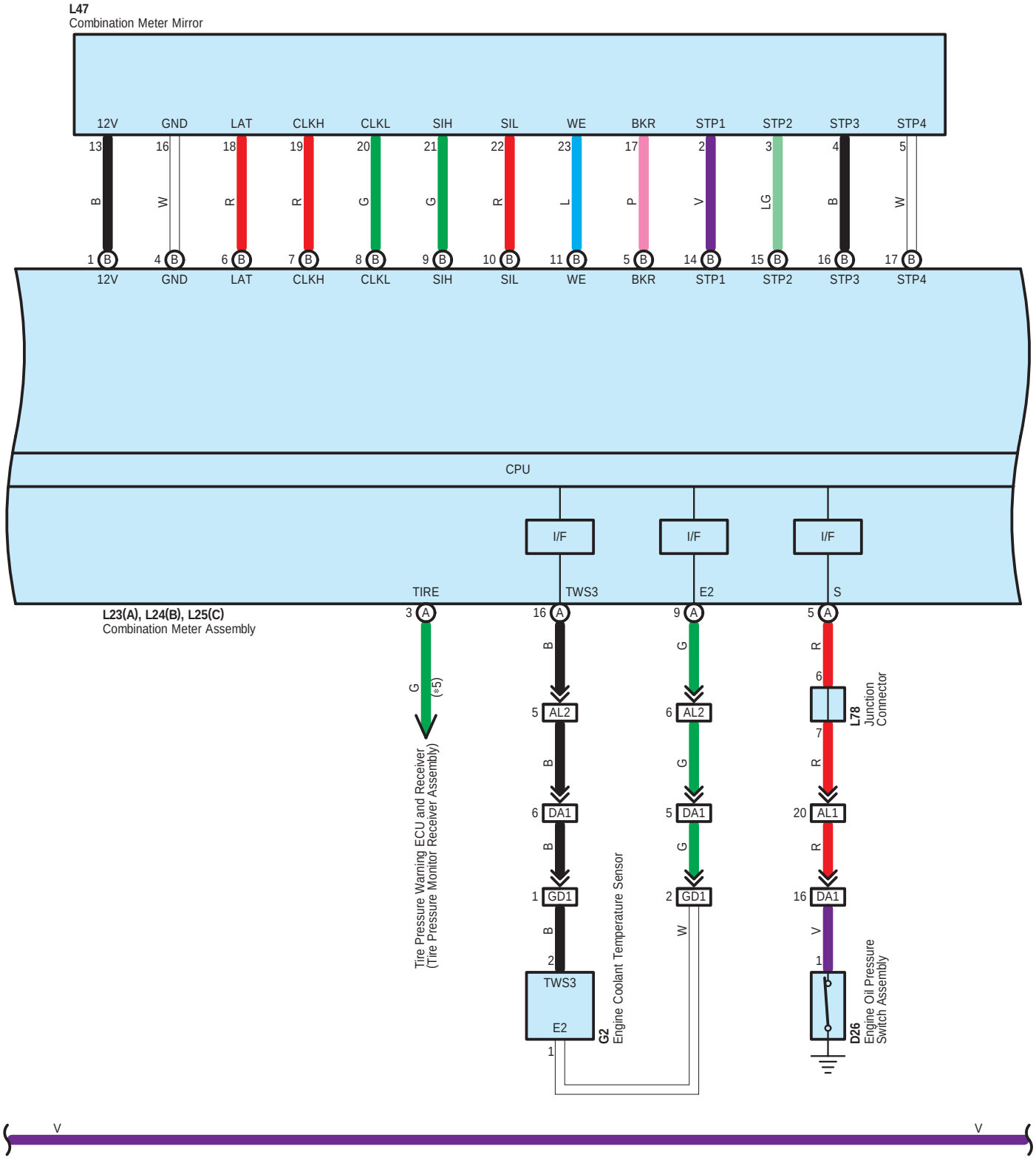

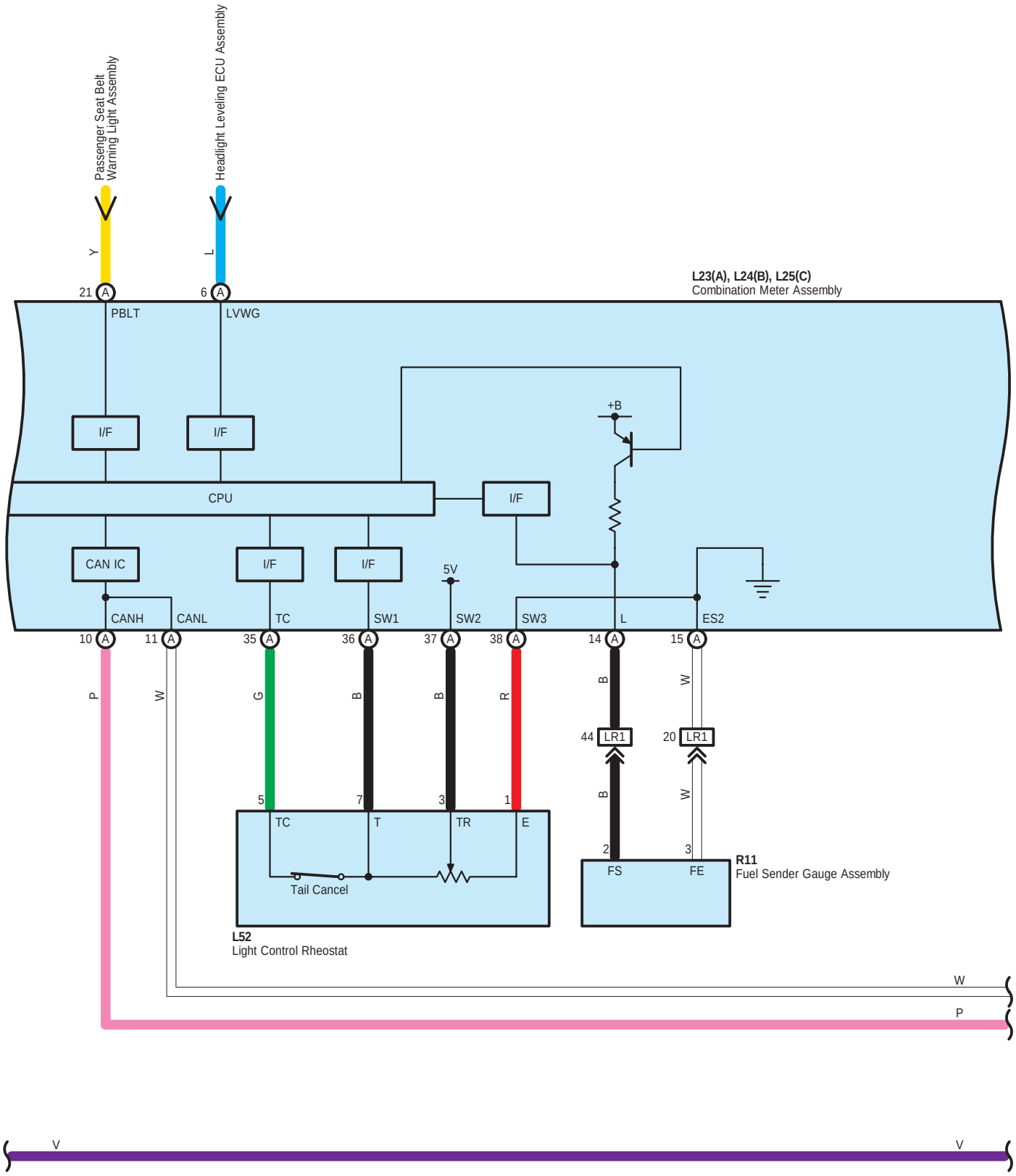
Passenger Seat Belt Warning Light Assembly
Headlight Leveling ECU Assembly
Y
L
21 A
6 A
PBLT
LVWG
L23(A), L24(B), L25(C)
Combination Meter Assembly
I/F
I/F
+B
CPU
I/F
CAN IC
I/F
I/F
5V
CANH
CANL
TC
SW1
SW2
SW3
L
ES2
10 A
11 A
35 A
36 A
37 A
38 A
14 A
15 A
P
W
G
B
B
R
B
W
44 LR1
20 LR1
B
W
5
7
3
1
TC
T
TR
E
Tail Cancel
2
3
FS
FE
R11
Fuel Sender Gauge Assembly
L52
Light Control Rheostat
W
P
V
V

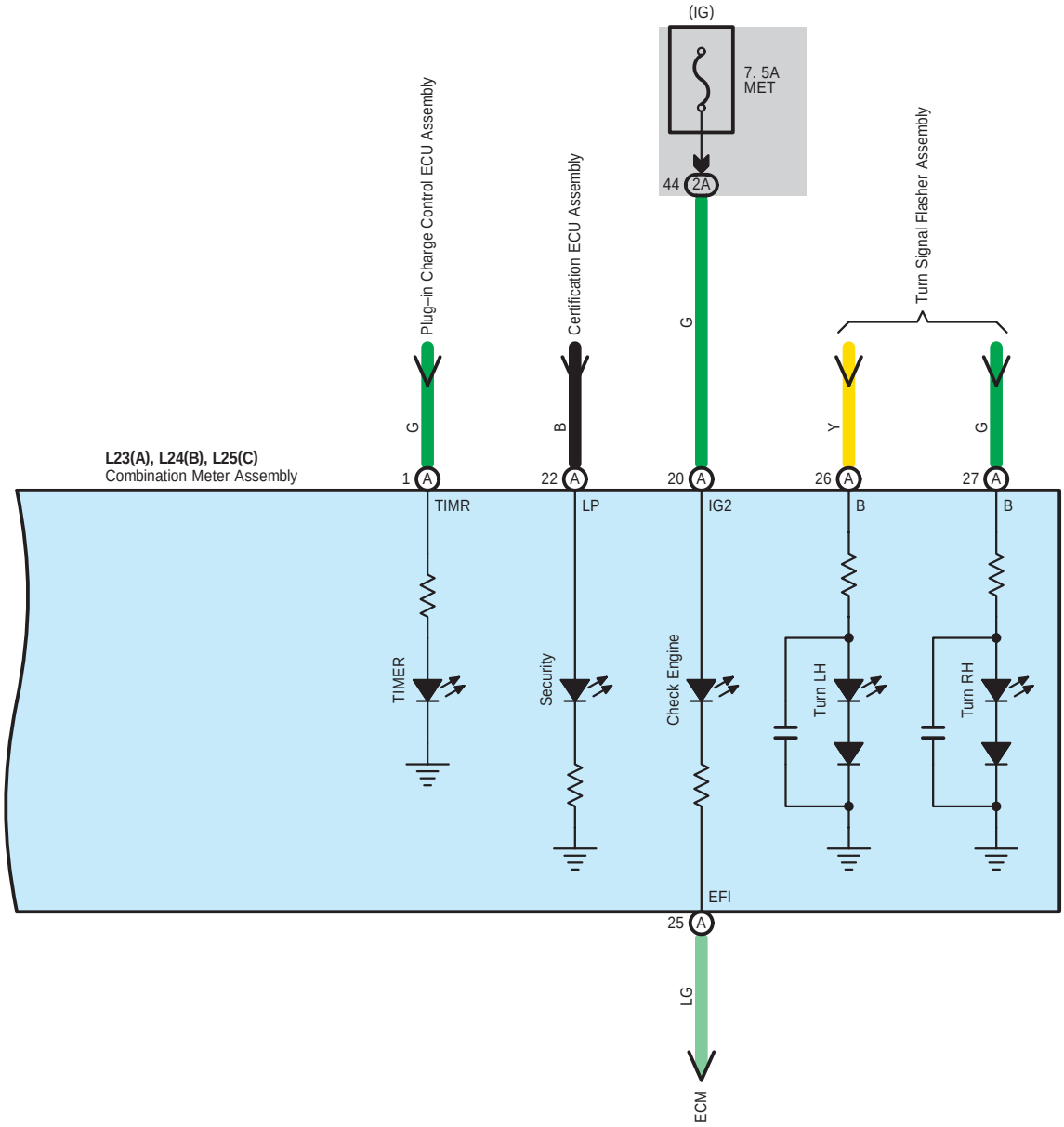
(IG)
7. 5A
MET
44 2A
Plug–in Charge Control ECU Assembly
Certification ECU Assembly
Turn Signal Flasher Assembly
G
B
G
Y
G
L23(A), L24(B), L25(C)
Combination Meter Assembly
1 A
22 A
20 A
26 A
27 A
TIMR
LP
IG2
B
B
TIMER
Security
Check Engine
Turn LH
Turn RH
EFI
25 A
LG
ECM


W
W
P
P

V
V

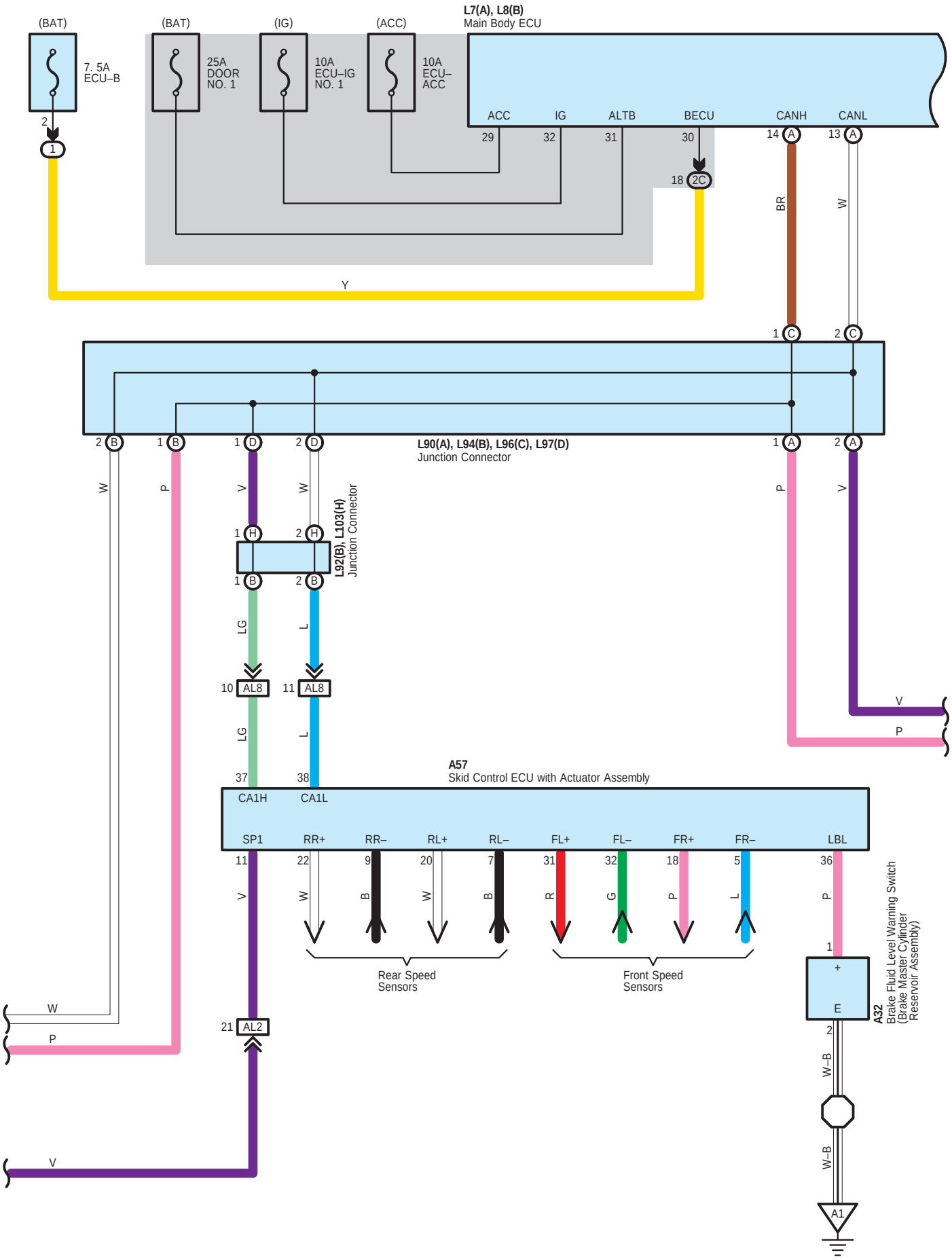
(BAT)
7. 5A
ECU–B
(BAT)
25A
DOOR
NO. 1
(IG)
10A
ECU–IG
NO. 1
(ACC)
10A
ECU–
ACC
L7(A), L8(B)
Main Body ECU
ACC
IG
ALTB
BECU
CANH
CANL
29
32
31
30
14
13
18
2C
BR
W
Y
L90(A), L94(B), L96(C), L97(D)
Junction Connector
L92(B), L103(H)
Junction Connector
LG
L
AL8
AL8
V
P
A57
Skid Control ECU with Actuator Assembly
CA1H
CA1L
SP1
RR+
RR–
RL+
RL–
FL+
FL–
FR+
FR–
LBL
Rear Speed
Sensors
Front Speed
Sensors
AL2
A32
Brake Fluid Level Warning Switch
(Brake Master Cylinder
Reservoir Assembly)
W–B
A1

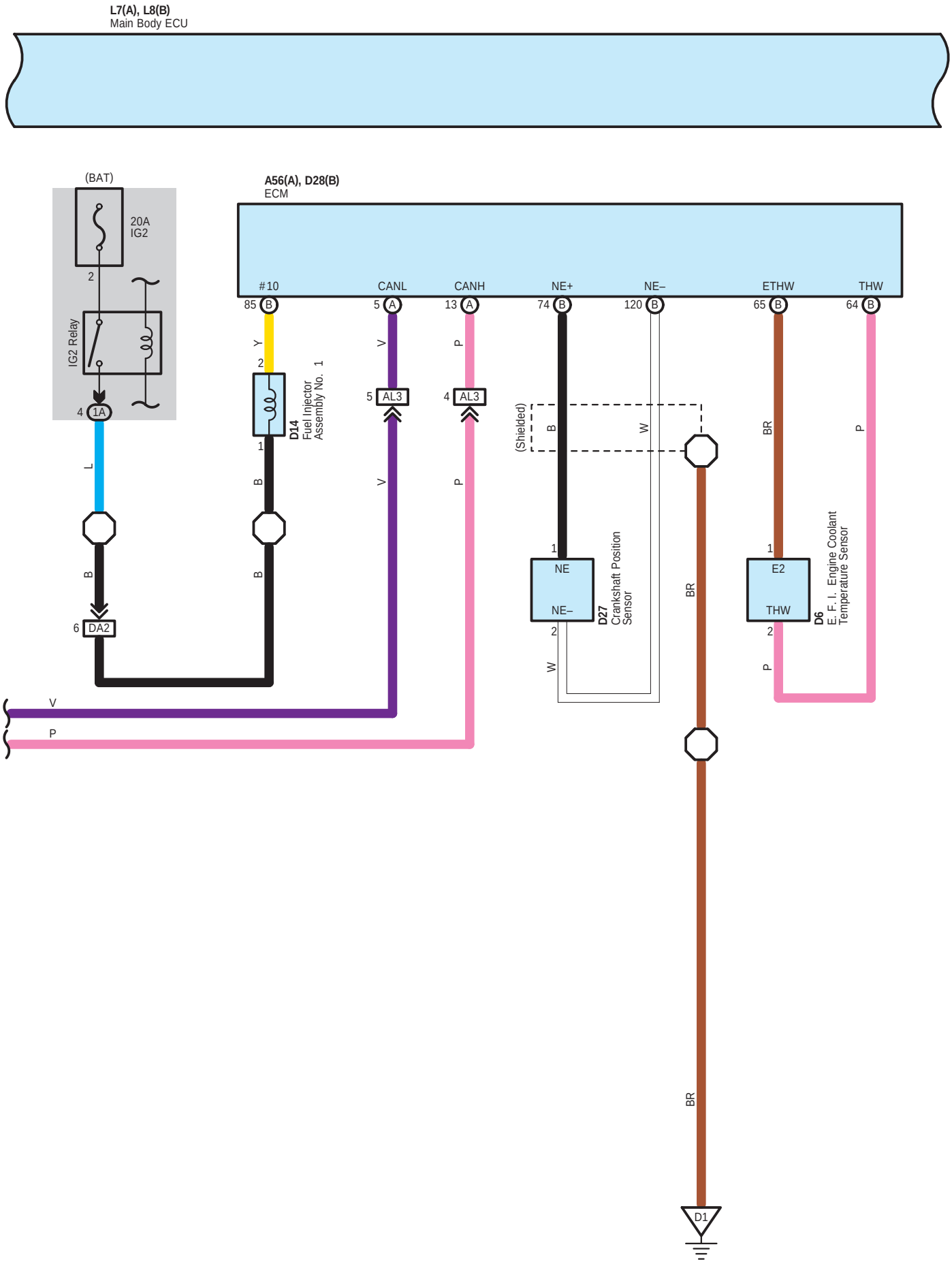
L7(A), L8(B)
Main Body ECU
(BAT)
20A
IG2
2
IG2 Relay
4
1A
L
B
6
DA2
A56(A), D28(B)
ECM
#10
CANL
CANH
NE+
NE–
ETHW
THW
85
B
5
A
13
A
74
B
120
B
65
B
64
B
Y
2
1
D14
Fuel Injector
Assembly No. 1
B
V
5
AL3
V
P
4
AL3
P
(Shielded)
B
W
1
NE
NE–
2
D27
Crankshaft Position
Sensor
W
BR
BR
1
E2
THW
2
D6
E. F. I. Engine Coolant
Temperature Sensor
P
P
V
P
D1

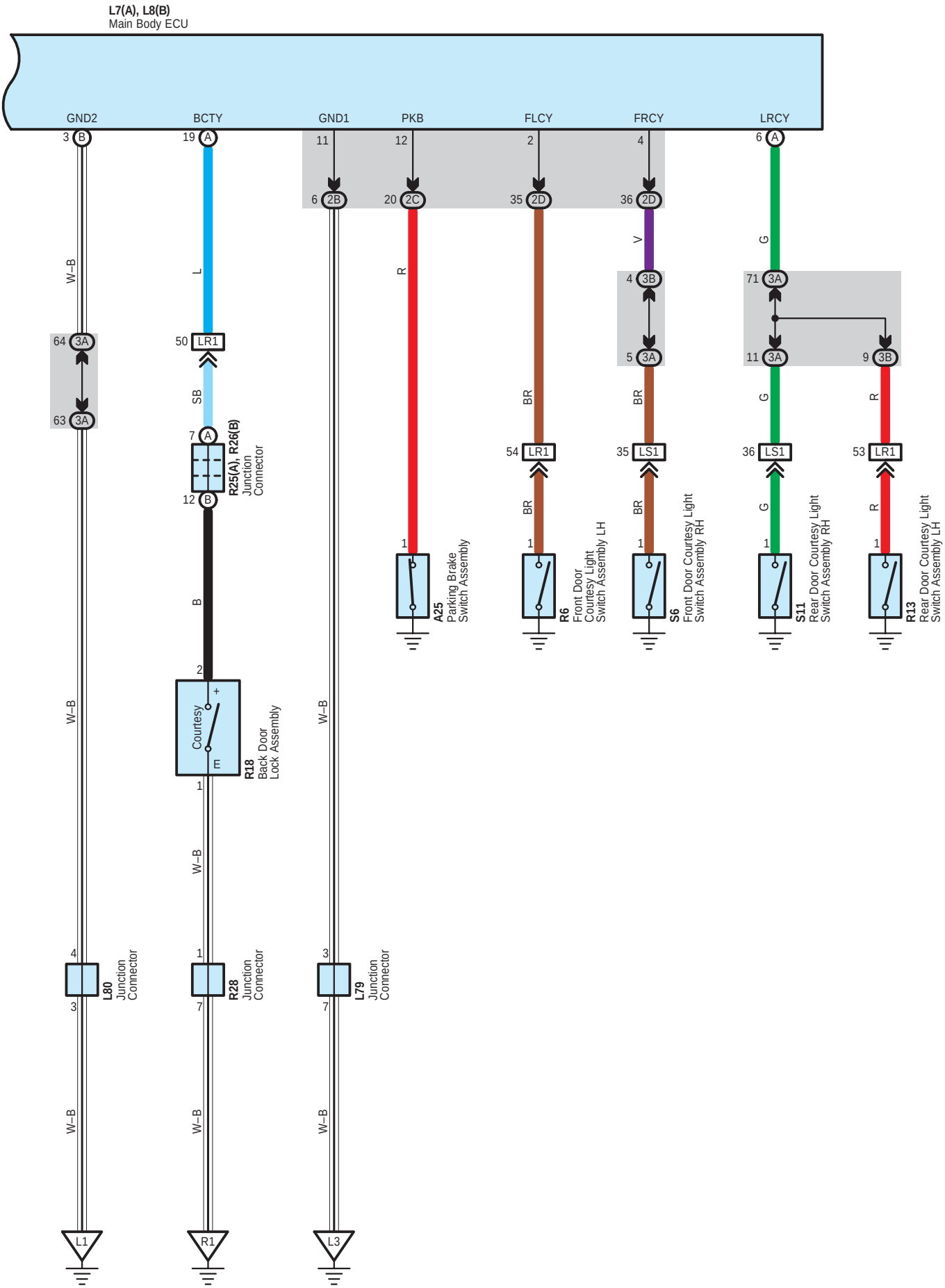
L7(A), L8(B)
Main Body ECU
GND2
BCTY
GND1
PKB
FLCY
FRCY
LRCY
3 B
19 A
11
12
2
4
6 A
6 2B
20 2C
35 2D
36 2D
W–B
L
R
V
G
4 3B
71 3A
64 3A
50 LR1
5 3A
11 3A
9 3B
63 3A
SB
BR
G
R
7 A
R25(A), R26(B)
Junction
Connector
12 B
54 LR1
35 LS1
36 LS1
53 LR1
B
1
A25
Parking Brake
Switch Assembly
R6
Front Door
Courtesy Light
Switch Assembly LH
S6
Front Door Courtesy Light
Switch Assembly RH
S11
Rear Door Courtesy Light
Switch Assembly RH
R13
Rear Door Courtesy Light
Switch Assembly LH
2
Courtesy
+
E
R18
Back Door
Lock Assembly
4
3
L80
Junction
Connector
1
7
R28
Junction
Connector
3
7
L79
Junction
Connector
L1
R1
L3

A 25
White

A 32
Black

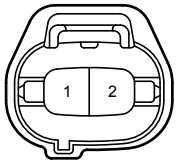

A 56
Black

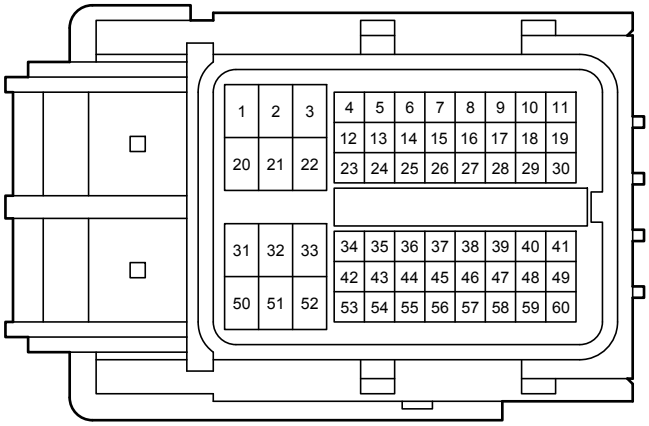

A 57
Gray

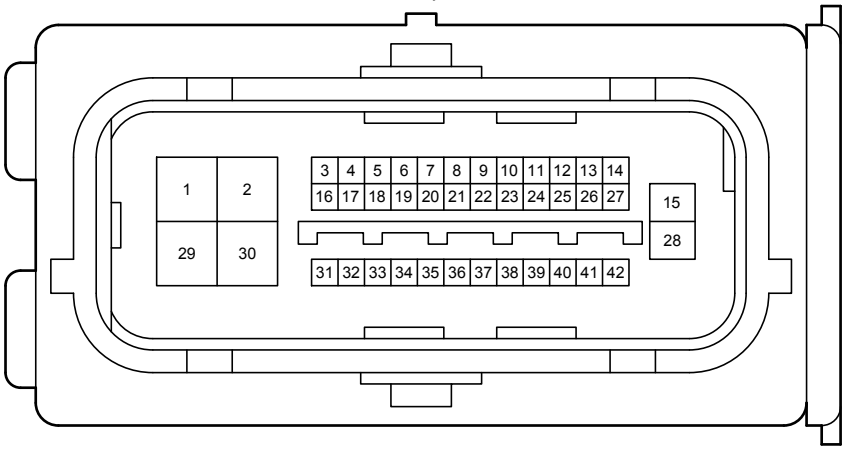

D 6
Black

D 14
Black

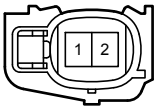

D 26
Gray

D 27
Black

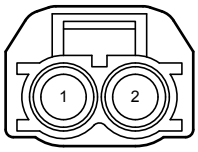

D 28
Black

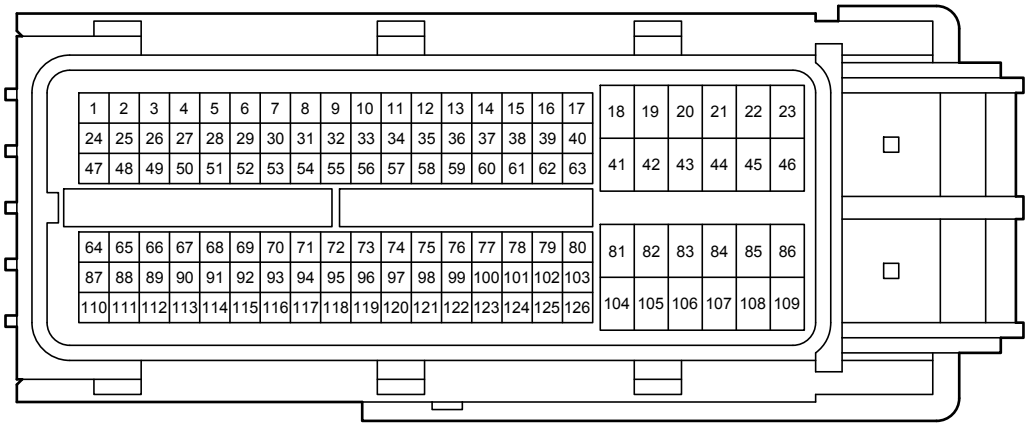

G 2
Black

L 7
White

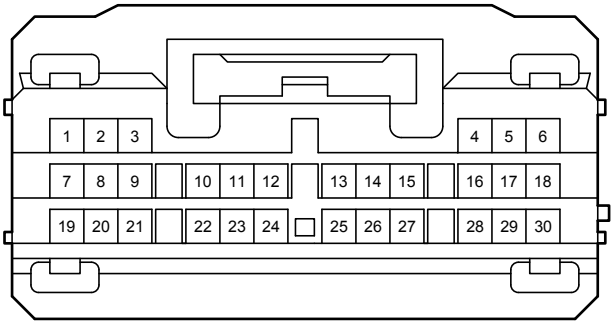

L 8
White

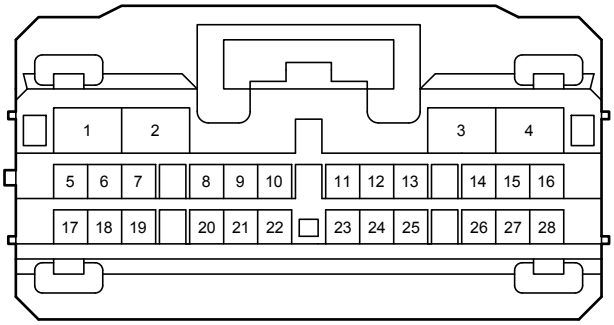

L 20
Black

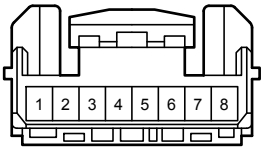

L 23
White

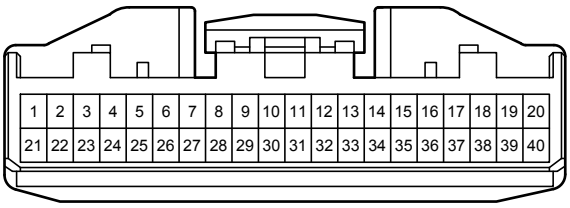

L 24
White

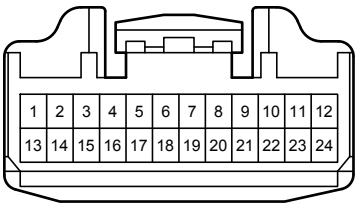

L 25
White



L 27
White

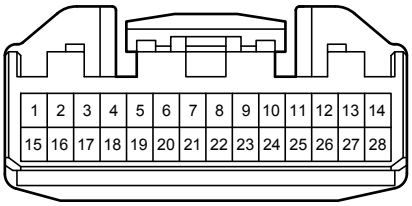

L 30
White

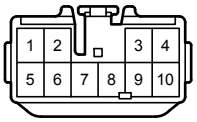

L 43
Black



L 47
White

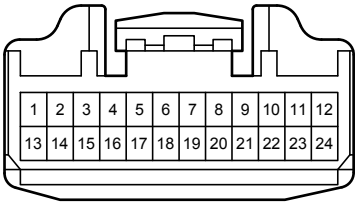

L 50
Black



L 52
White

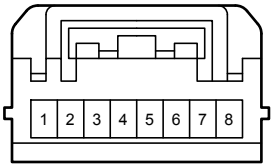

L 61
White

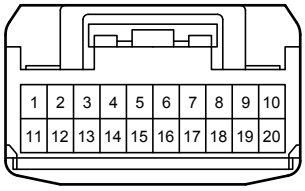

L 66
White

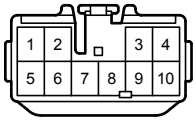

L 75
Black

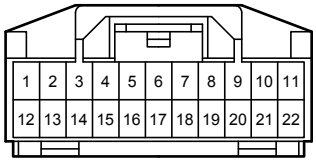

L 78
Gray

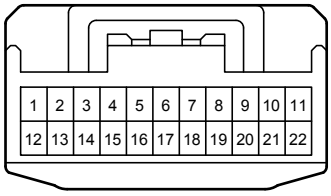

L 79
White

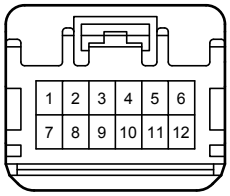

L 80
White

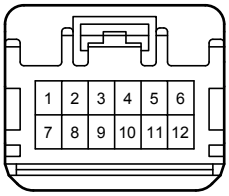

L 90
White

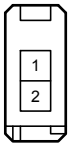

L 92
White

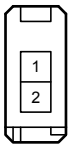

L 94
White

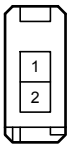

L 96
White

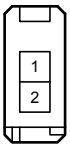

L 97
White

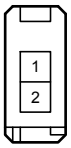

L103
White

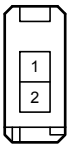

L107
White

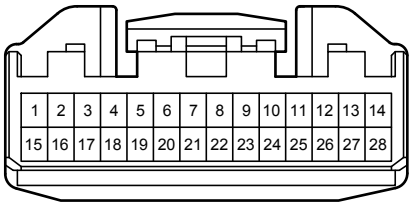

L109
White

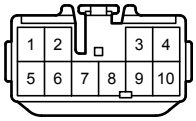

R 6
Black

R 11
Dark Gray

R 13
Black

R 18
White

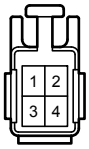

R 25
White



R 26
White



R 28
Black

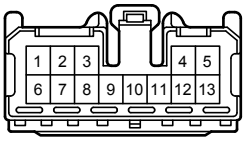

S 6
Black

S 11
Black

z 9
White

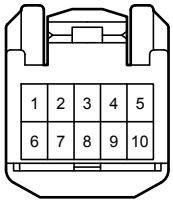

1A
White

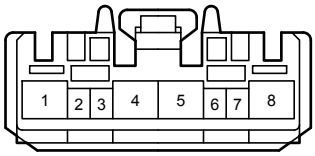

2A
White

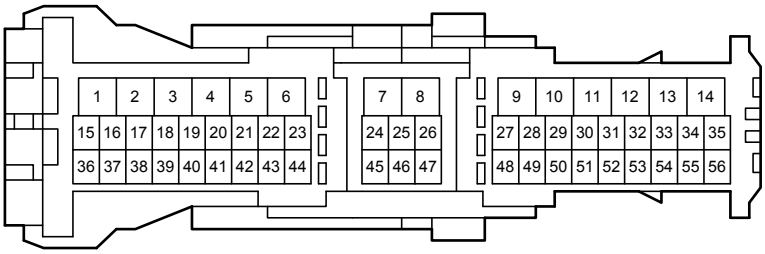

2B
White

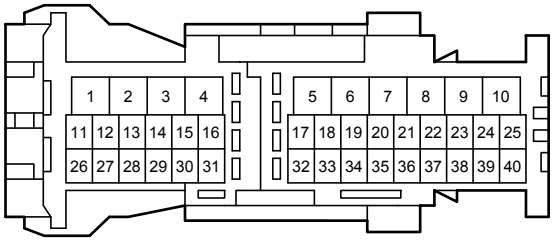

2C
White

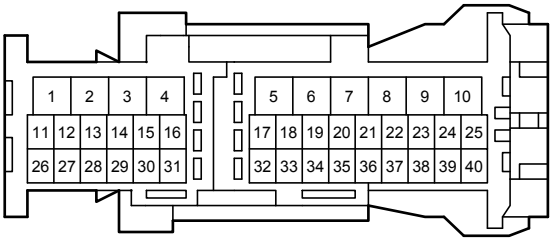

2D
White

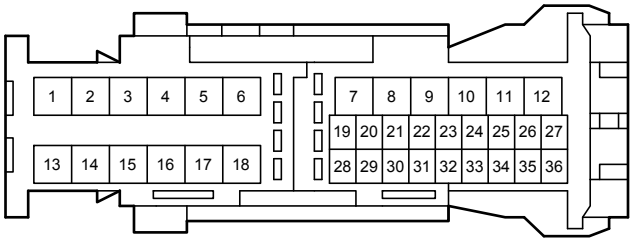

3A
White

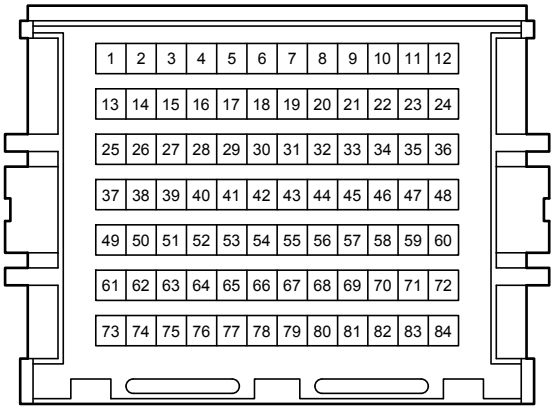

3B
White

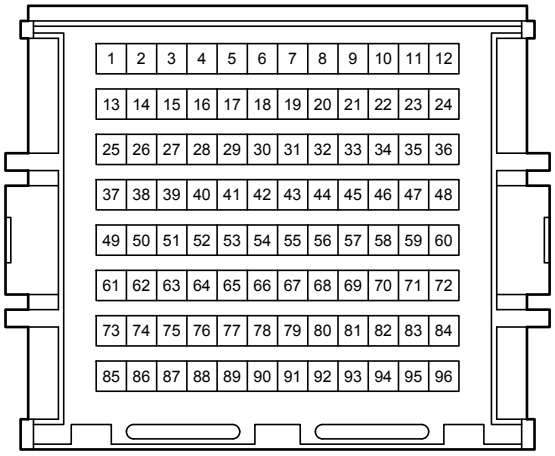

4A
White

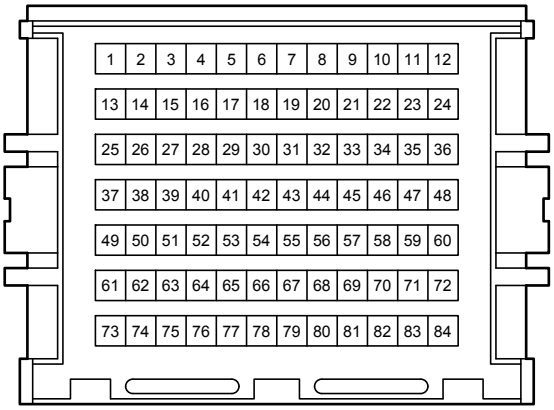

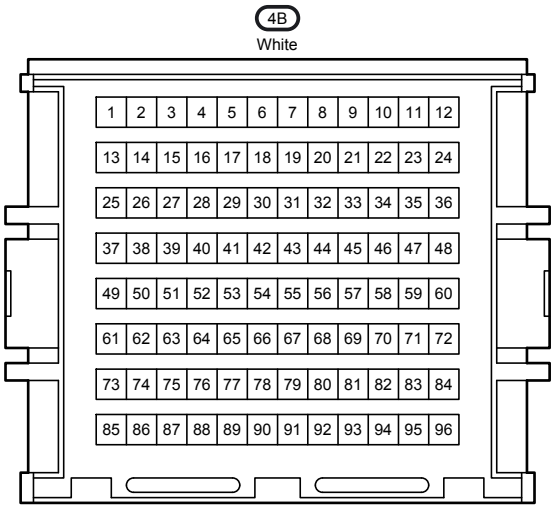
4B
White
1 2 3 4 5 6 7 8 9 10 11 12
13 14 15 16 17 18 19 20 21 22 23 24
25 26 27 28 29 30 31 32 33 34 35 36
37 38 39 40 41 42 43 44 45 46 47 48
49 50 51 52 53 54 55 56 57 58 59 60
61 62 63 64 65 66 67 68 69 70 71 72
73 74 75 76 77 78 79 80 81 82 83 84
85 86 87 88 89 90 91 92 93 94 95 96

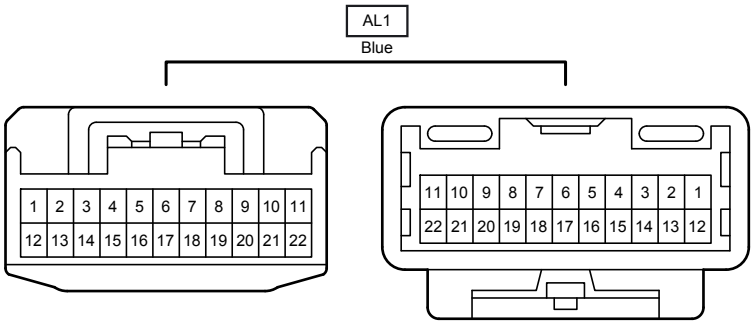
AL1
Blue
1 2 3 4 5 6 7 8 9 10 11
12 13 14 15 16 17 18 19 20 21 22
11 10 9 8 7 6 5 4 3 2 1
22 21 20 19 18 17 16 15 14 13 12

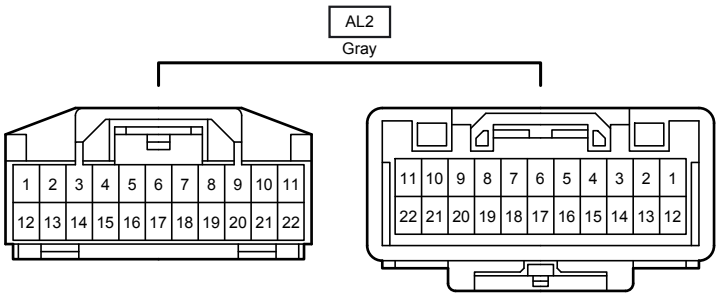
AL2
Gray
1 2 3 4 5 6 7 8 9 10 11
12 13 14 15 16 17 18 19 20 21 22
11 10 9 8 7 6 5 4 3 2 1
22 21 20 19 18 17 16 15 14 13 12

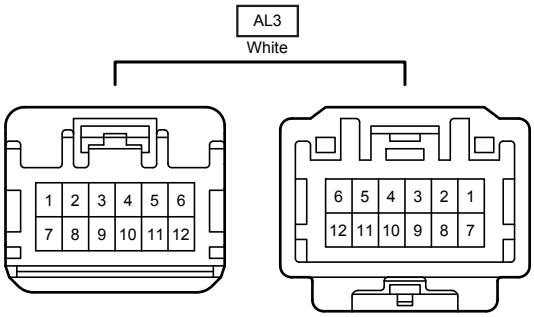
AL3
White
1 2 3 4 5 6
7 8 9 10 11 12
6 5 4 3 2 1
12 11 10 9 8 7

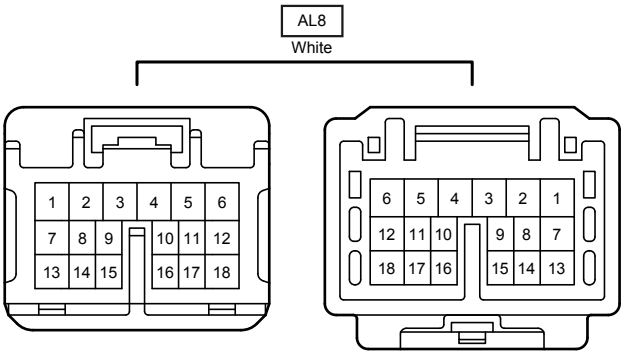
AL8
White
1 2 3 4 5 6
7 8 9 10 11 12
13 14 15 16 17 18
6 5 4 3 2 1
12 11 10 9 8 7
18 17 16 15 14 13

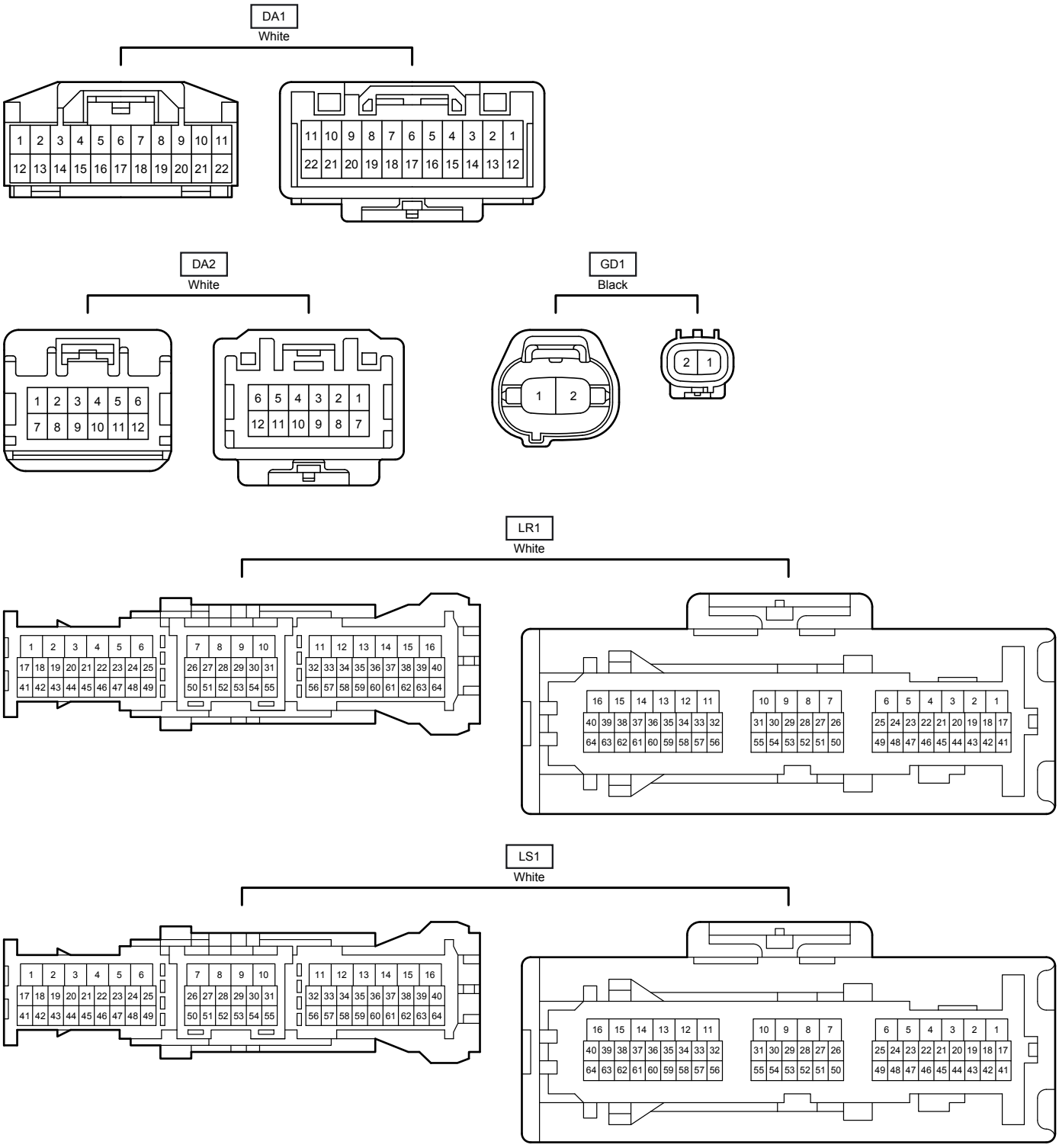
DA1
White
DA2
White
GD1
Black
LR1
White
LS1
White