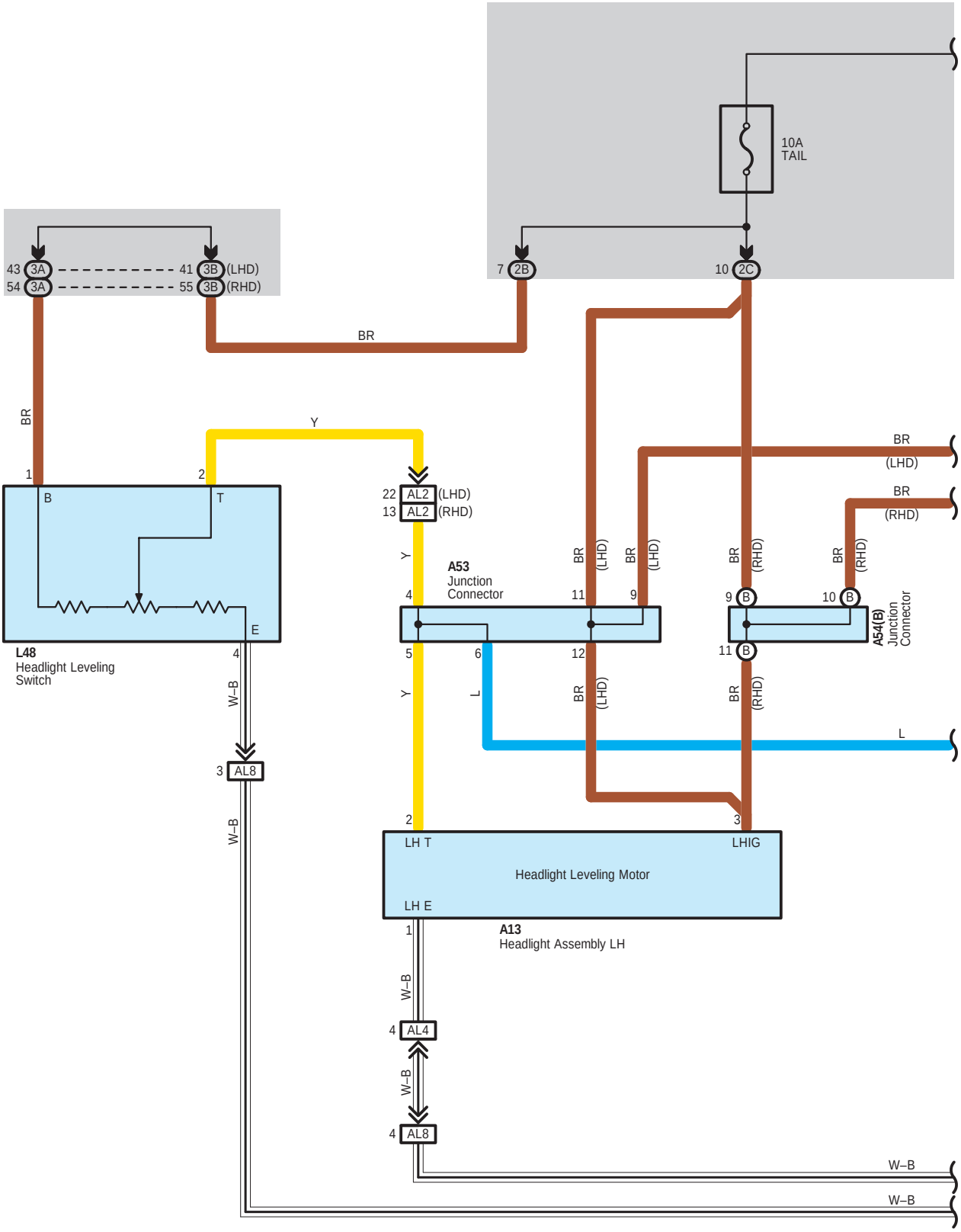
10A
TAIL
43 3A
54 3A
41 3B (LHD)
55 3B (RHD)
7 2B
10 2C
BR
BR
Y
1
2
B
T
E
L48
Headlight Leveling
Switch
4
W–B
3 AL8
W–B
22 AL2 (LHD)
13 AL2 (RHD)
Y
A53
Junction
Connector
4
5
6
11
9
12
BR (LHD)
BR (LHD)
BR (LHD)
Y
L
BR (LHD)
BR
(LHD)
BR
(RHD)
9 B
10 B
11 B
BR (RHD)
BR (RHD)
BR (RHD)
A54(B)
Junction
Connector
L
2
3
LH T
LHIG
Headlight Leveling Motor
LH E
A13
Headlight Assembly LH
1
W–B
4 AL4
W–B
4 AL8
W–B
W–B

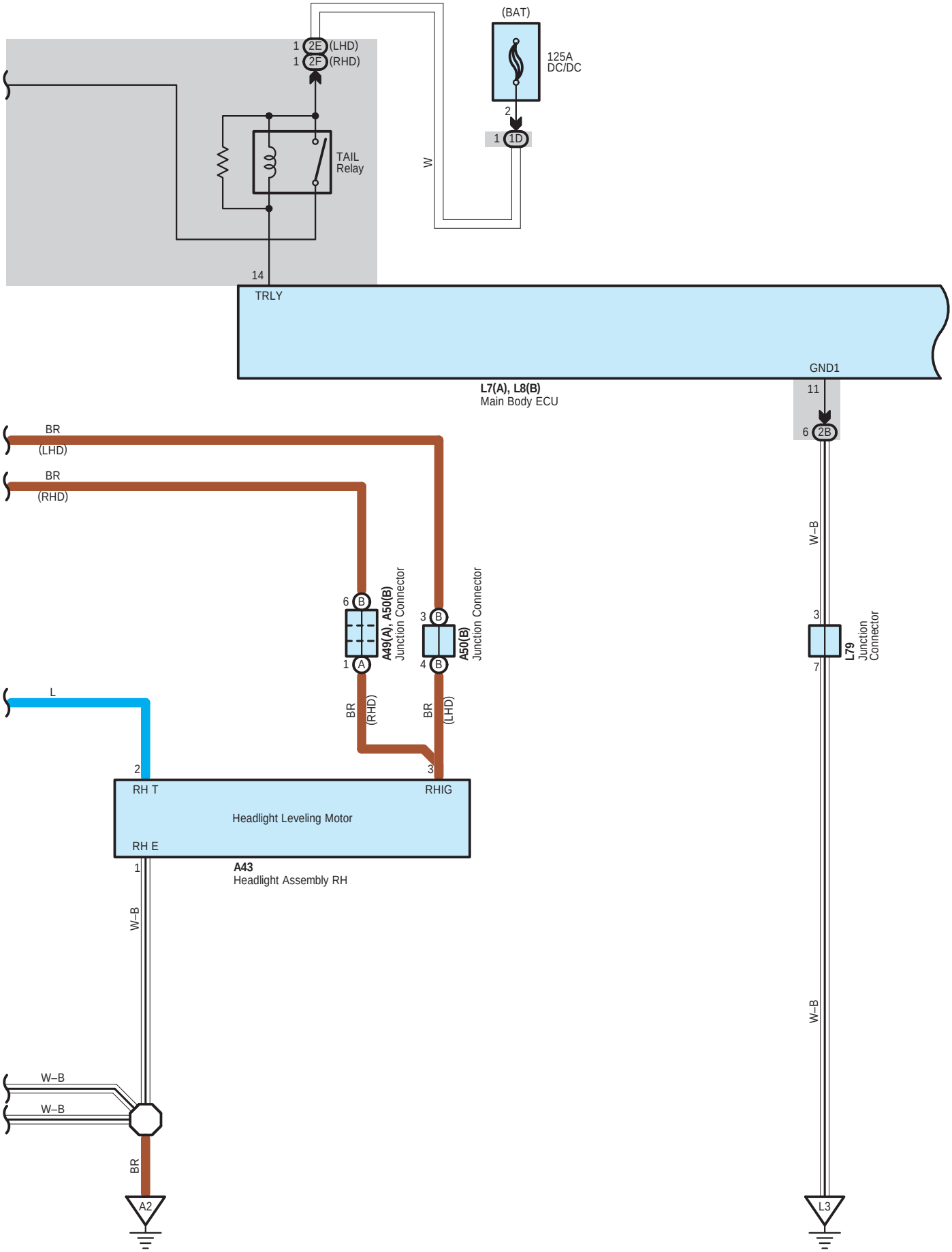
(BAT)
125A
DC/DC
1 2E (LHD)
1 2F (RHD)
TAIL
Relay
W
2
1 1D
14
TRLY
L7(A), L8(B)
Main Body ECU
GND1
11
6 2B
BR
(LHD)
BR
(RHD)
W–B
6 B
1 A
A49(A), A50(B)
Junction Connector
3 B
4 B
A50(B)
Junction Connector
3
7
L79
Junction
Connector
L
BR
(RHD)
BR
(LHD)
2
3
RH T
RHIG
Headlight Leveling Motor
RH E
1
A43
Headlight Assembly RH
W–B
W–B
W–B
W–B
BR
A2
L3

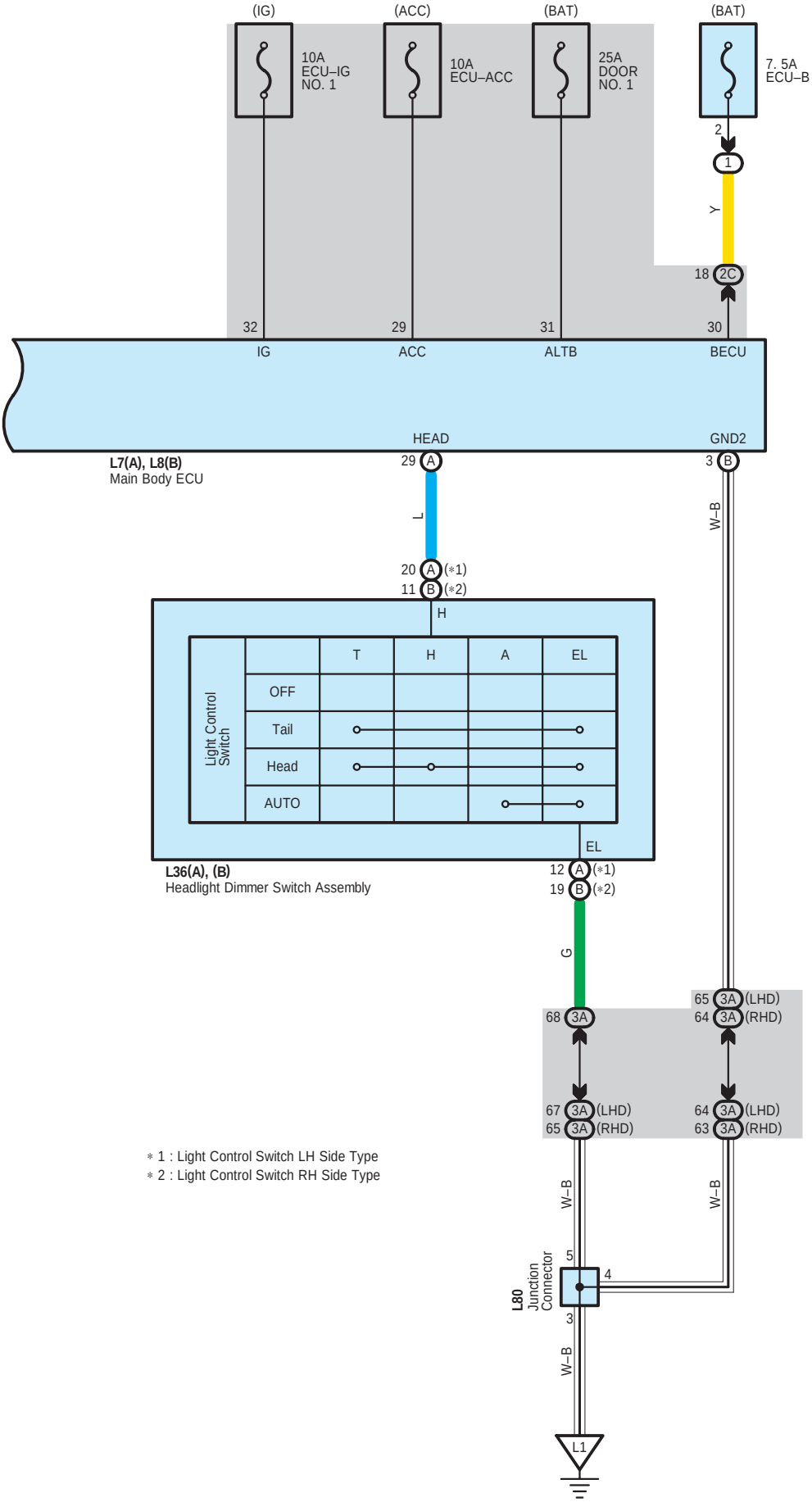
(IG)
(ACC)
(BAT)
(BAT)
10A
ECU–IG
NO. 1
10A
ECU–ACC
25A
DOOR
NO. 1
7. 5A
ECU–B
2
1
Y
18 2C
32
29
31
30
IG
ACC
ALTB
BECU
HEAD
GND2
L7(A), L8(B)
Main Body ECU
29 A
3 B
L
W–B
20 A (∗1)
11 B (∗2)
H
Light Control Switch
T
H
A
EL
OFF
Tail
Head
AUTO
EL
L36(A), (B)
Headlight Dimmer Switch Assembly
12 A (∗1)
19 B (∗2)
G
65 3A (LHD)
64 3A (RHD)
68 3A
67 3A (LHD)
65 3A (RHD)
64 3A (LHD)
63 3A (RHD)
∗ 1 : Light Control Switch LH Side Type
∗ 2 : Light Control Switch RH Side Type
W–B
W–B
L80
Junction Connector
5
4
3
W–B
L1

A 13
Black




(Headlight Leveling Motor)

A 43
Black




(Headlight Leveling Motor)

A 49
White

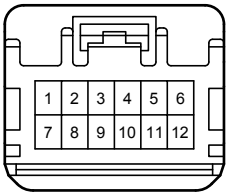


A 50
White

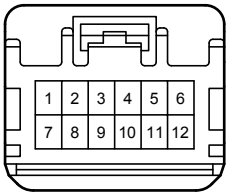


A 53
Black

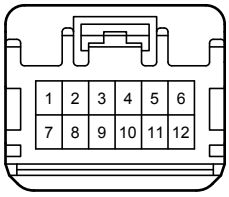


A 54
Black

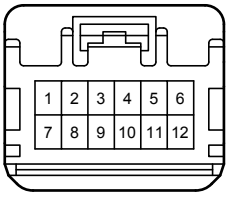


L 7
White

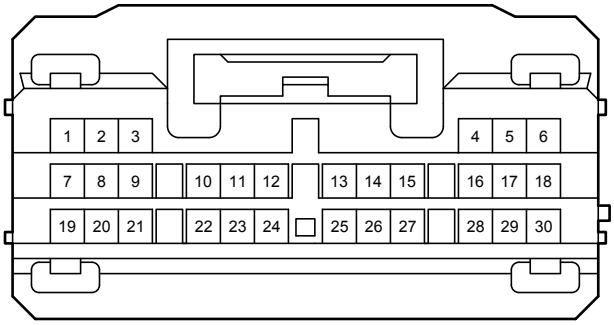


L 8
White

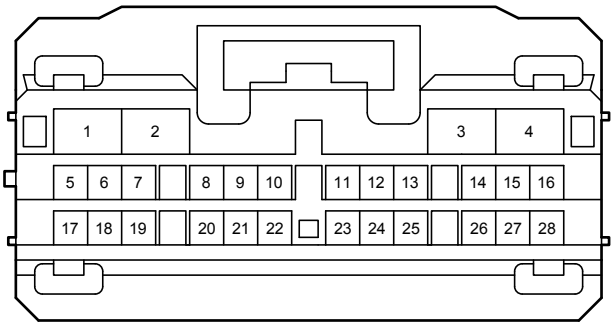


L 36
White

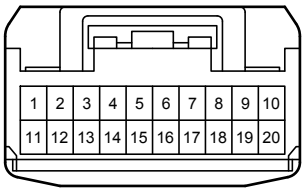


L 48
Black

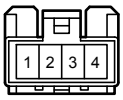


L 79
White

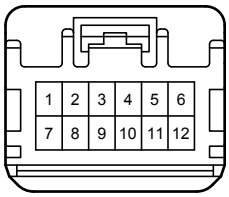


L 80
White

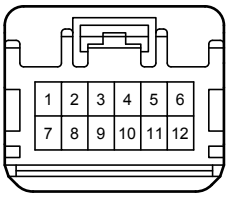


1D
Black

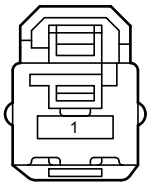


2B
White

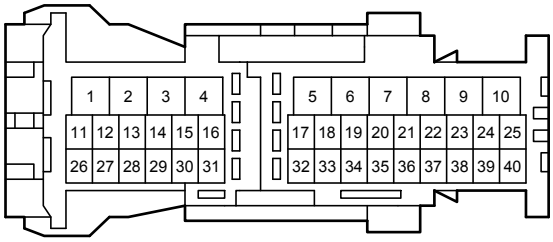


2C
White

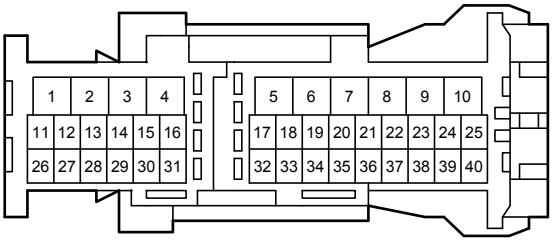

2E
White

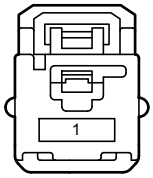


2F
White

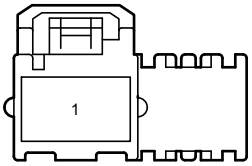


3A
White

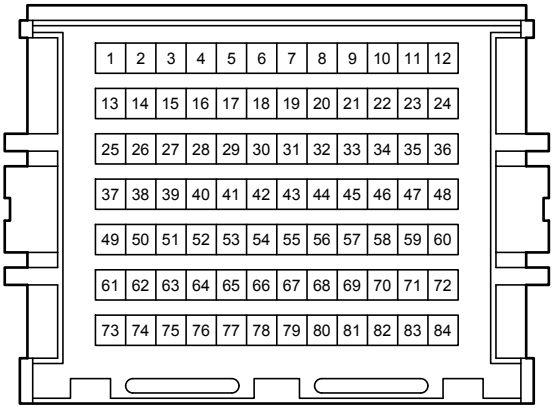


3B
White

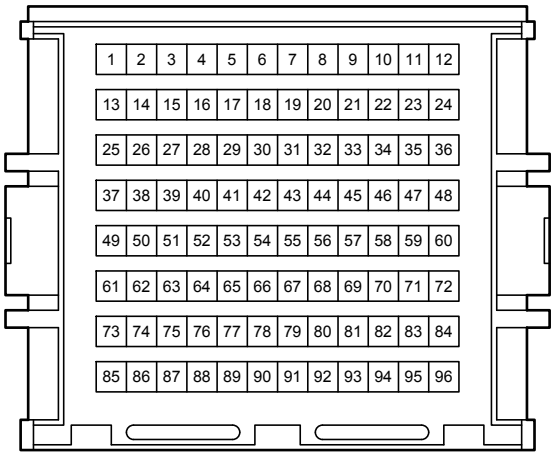


AL2
Gray

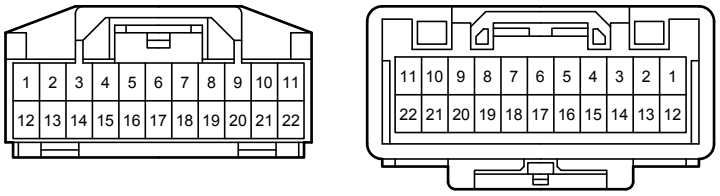


AL4
Black

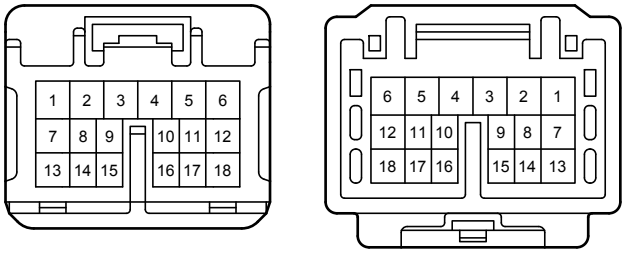

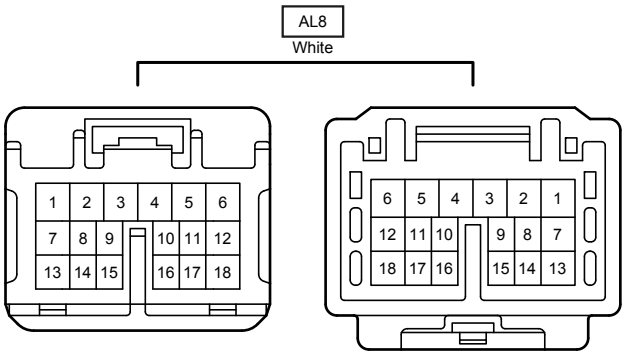
AL8
White
1 2 3 4 5 6
7 8 9 10 11 12
13 14 15 16 17 18
6 5 4 3 2 1
12 11 10 9 8 7
18 17 16 15 14 13