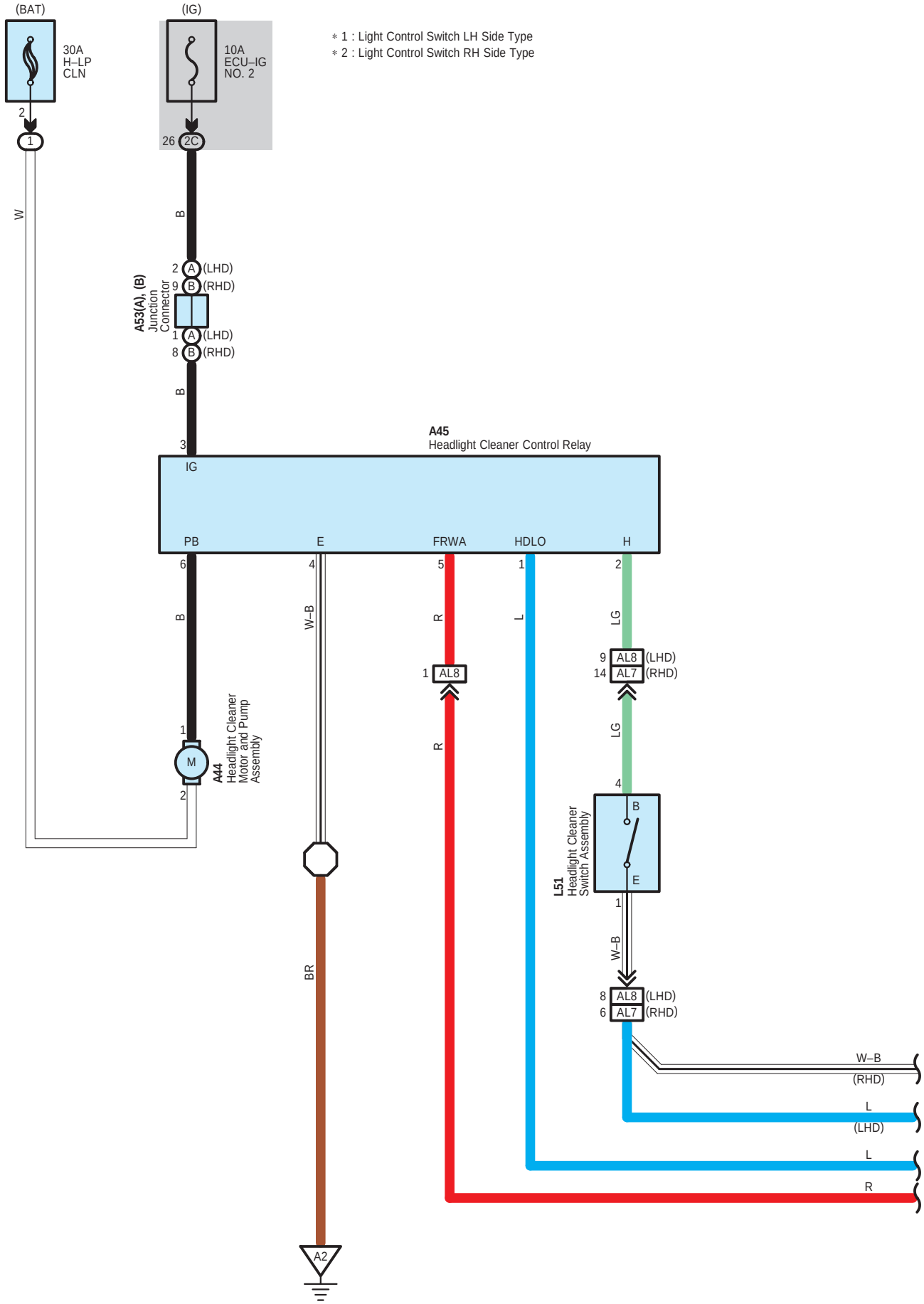
(BAT)
30A
H–LP
CLN
(IG)
10A
ECU–IG
NO. 2
∗ 1 : Light Control Switch LH Side Type
∗ 2 : Light Control Switch RH Side Type
A53(A), (B)
Junction
Connector
(LHD)
(RHD)
A45
Headlight Cleaner Control Relay
IG
PB
E
FRWA
HDLO
H
A44
Headlight Cleaner
Motor and Pump
Assembly
AL8
AL7
L51
Headlight Cleaner
Switch Assembly
W–B
(RHD)
L
(LHD)
A2

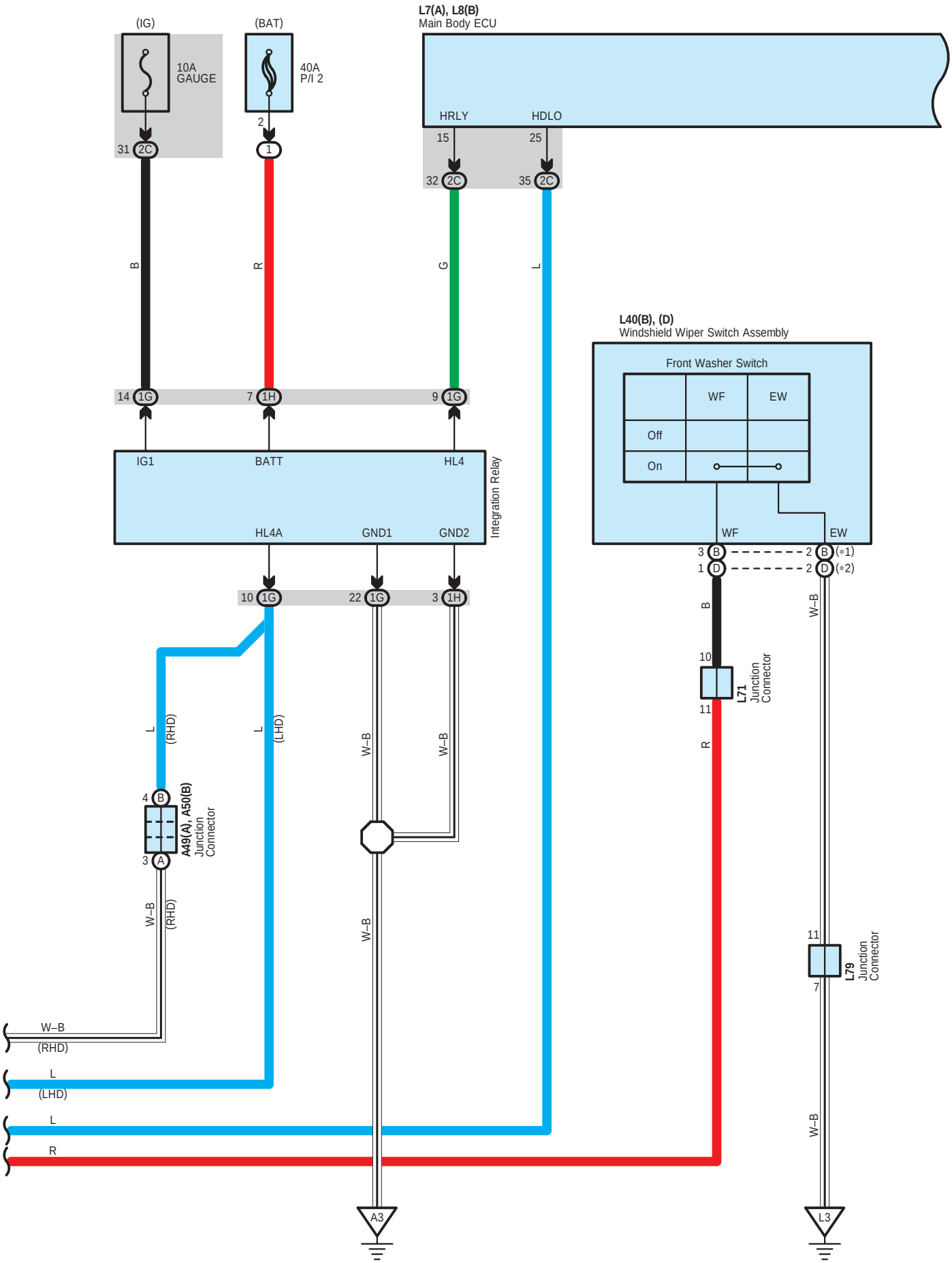
(IG)
10A
GAUGE
31 2C
(BAT)
40A
P/I 2
2
1
L7(A), L8(B)
Main Body ECU
HRLY
HDLO
15
25
32 2C
35 2C
B
R
G
L
14 1G
7 1H
9 1G
IG1
BATT
HL4
Integration Relay
HL4A
GND1
GND2
10 1G
22 1G
3 1H
L40(B), (D)
Windshield Wiper Switch Assembly
Front Washer Switch
WF
EW
Off
On
WF
EW
3 B
1 D
2 B (*1)
2 D (*2)
B
W–B
10
11
L71
Junction
Connector
R
L
(RHD)
L
(LHD)
W–B
W–B
4 B
3 A
A49(A), A50(B)
Junction
Connector
W–B
(RHD)
W–B
11
7
L79
Junction
Connector
W–B
W–B
(RHD)
L
(LHD)
L
R
A3
L3

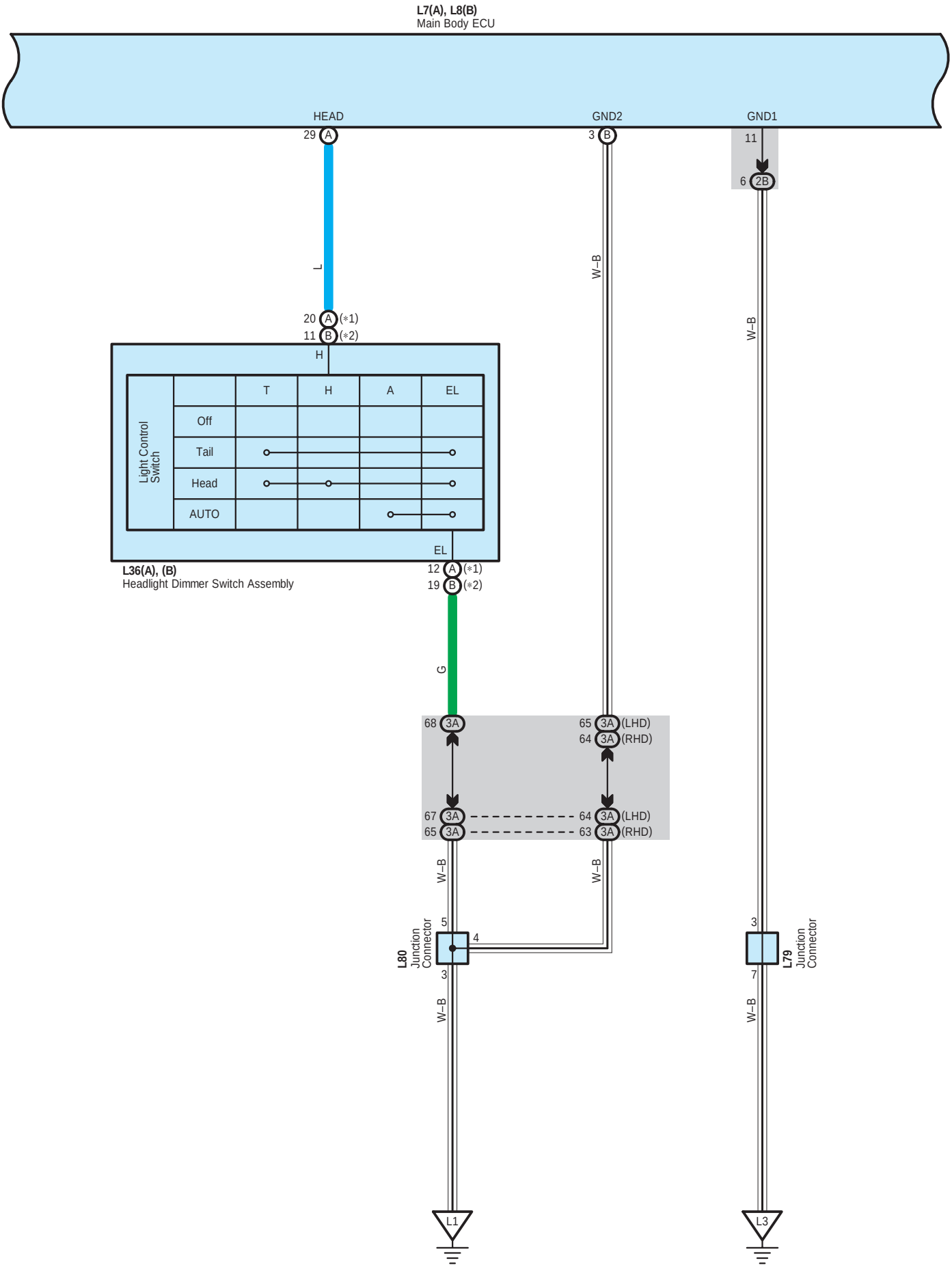
L7(A), L8(B)
Main Body ECU
HEAD
GND2
GND1
29 A
3 B
11
6 2B
L
W–B
W–B
20 A (*1)
11 B (*2)
H
T
H
A
EL
Light Control Switch
Off
Tail
Head
AUTO
EL
L36(A), (B)
Headlight Dimmer Switch Assembly
12 A (*1)
19 B (*2)
G
68 3A
65 3A (LHD)
64 3A (RHD)
67 3A
65 3A
64 3A (LHD)
63 3A (RHD)
W–B
W–B
5
4
3
L80 Junction Connector
3
7
L79 Junction Connector
W–B
W–B
L1
L3

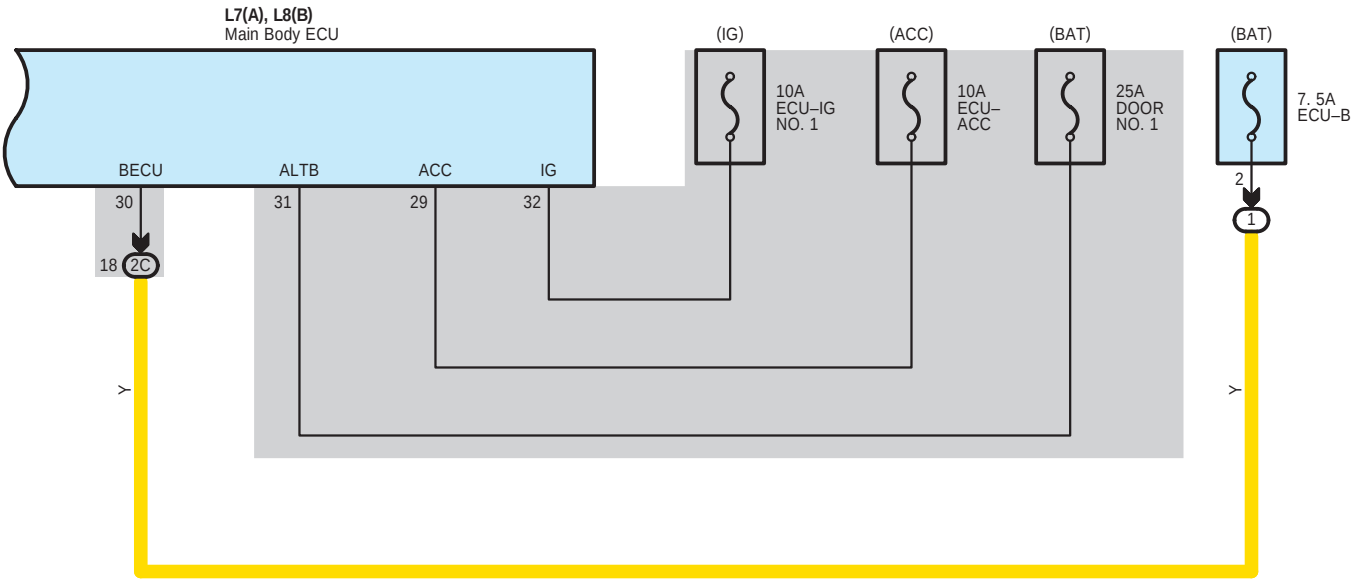

＊1 : Light Control Switch LH Side Type
＊2 : Light Control Switch RH Side Type

A 44
Black



A 45
Gray



A 49
White

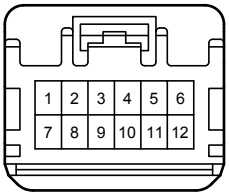

A 50
White

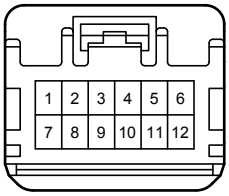

A 53
Black

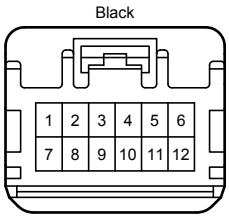

L 7
White

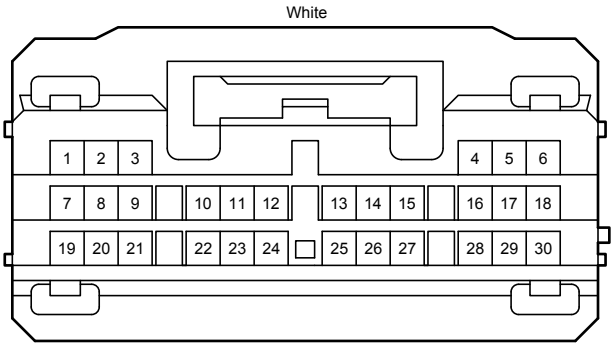

L 8
White

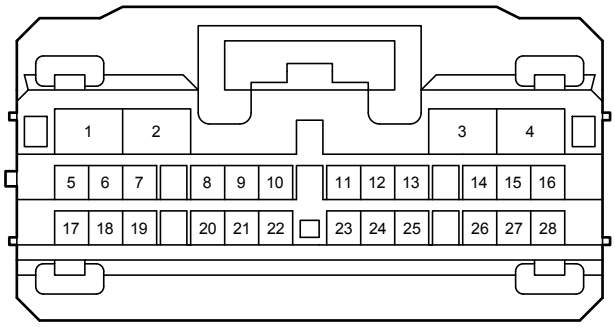

L 36
White

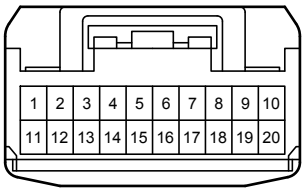

L 40
White

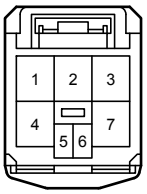

L 51
Gray

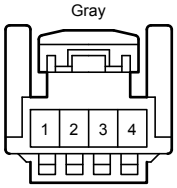

L 71
Black

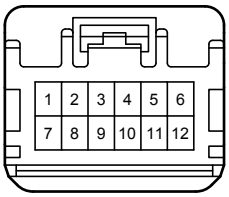

L 79
White

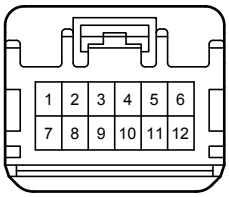

L 80
White

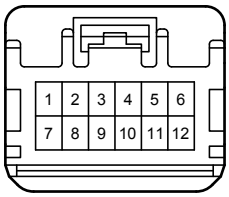

1G
White

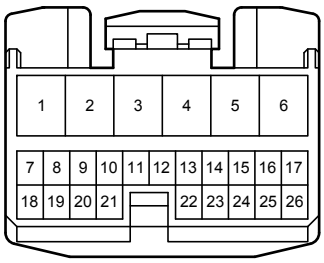

1H
White

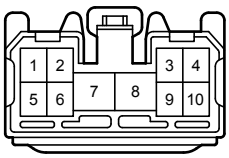

2B
White

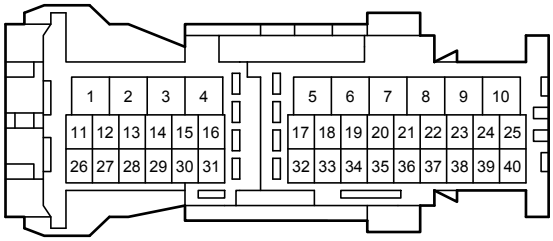

2C
White

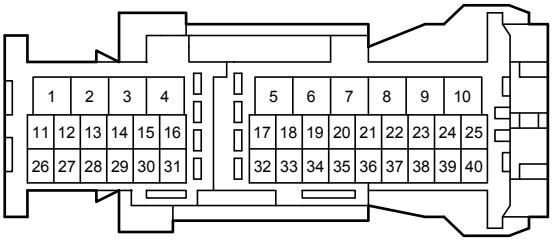

3A
White

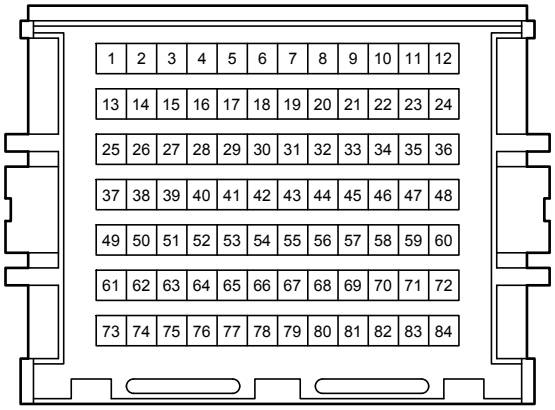

AL7
Black

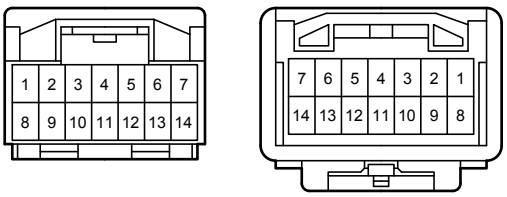
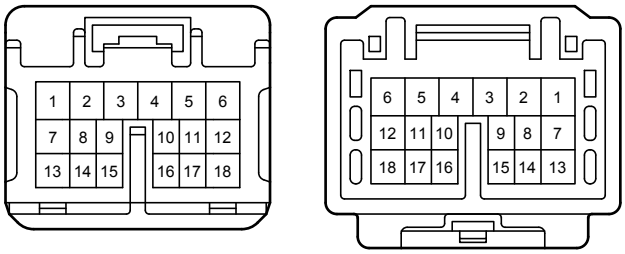
AL8
White