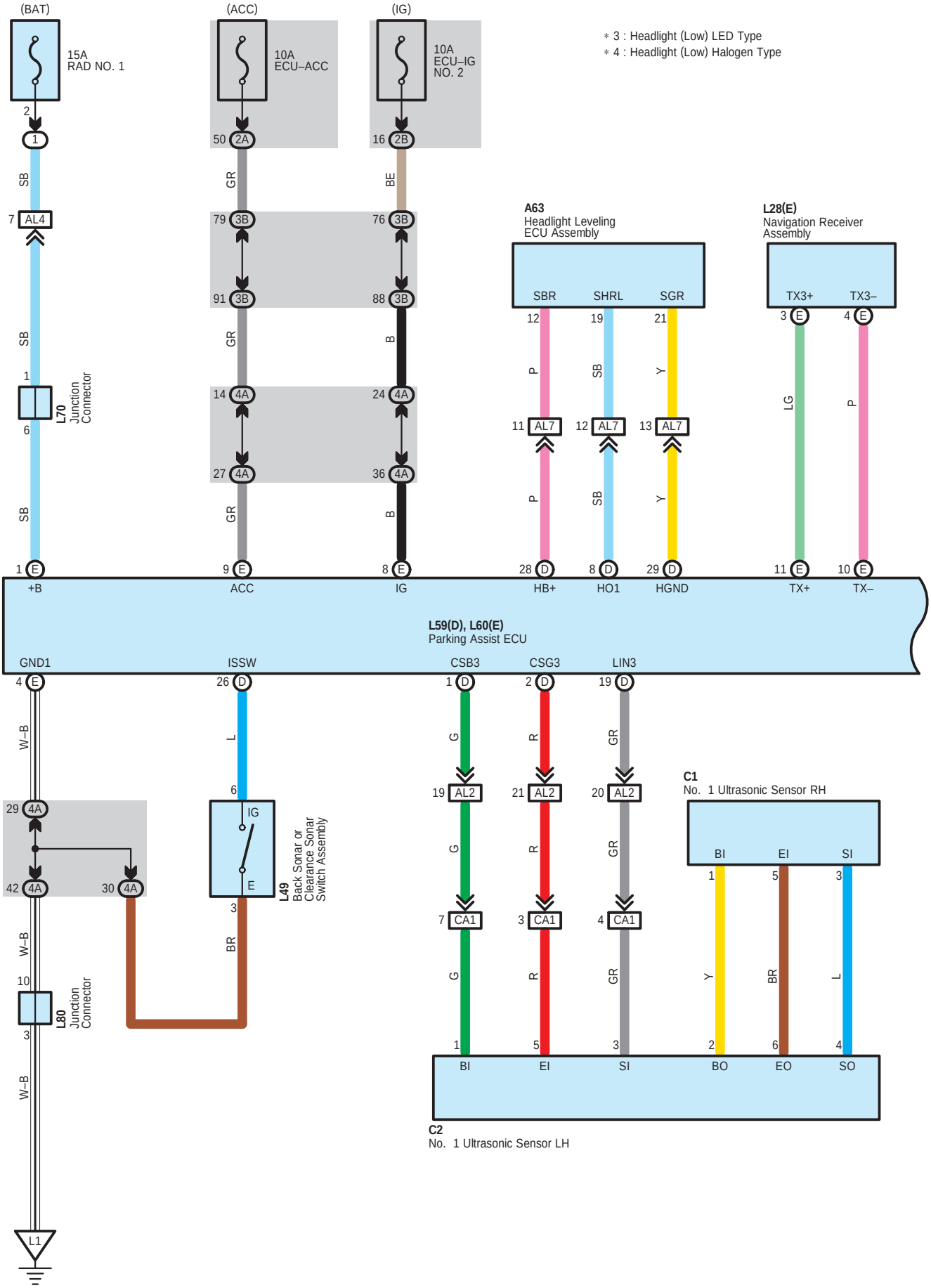
(BAT)
15A
RAD NO. 1
(ACC)
10A
ECU–ACC
(IG)
10A
ECU–IG
NO. 2
* 3 : Headlight (Low) LED Type
* 4 : Headlight (Low) Halogen Type
A63
Headlight Leveling
ECU Assembly
SBR
SHRL
SGR
L28(E)
Navigation Receiver
Assembly
TX3+
TX3–
L70
Junction
Connector
+B
ACC
IG
HB+
HO1
HGND
TX+
TX–
L59(D), L60(E)
Parking Assist ECU
GND1
ISSW
CSB3
CSG3
LIN3
L49
Back Sonar or
Clearance Sonar
Switch Assembly
L80
Junction
Connector
C1
No. 1 Ultrasonic Sensor RH
BI
EI
SI
BO
EO
SO
C2
No. 1 Ultrasonic Sensor LH
L1

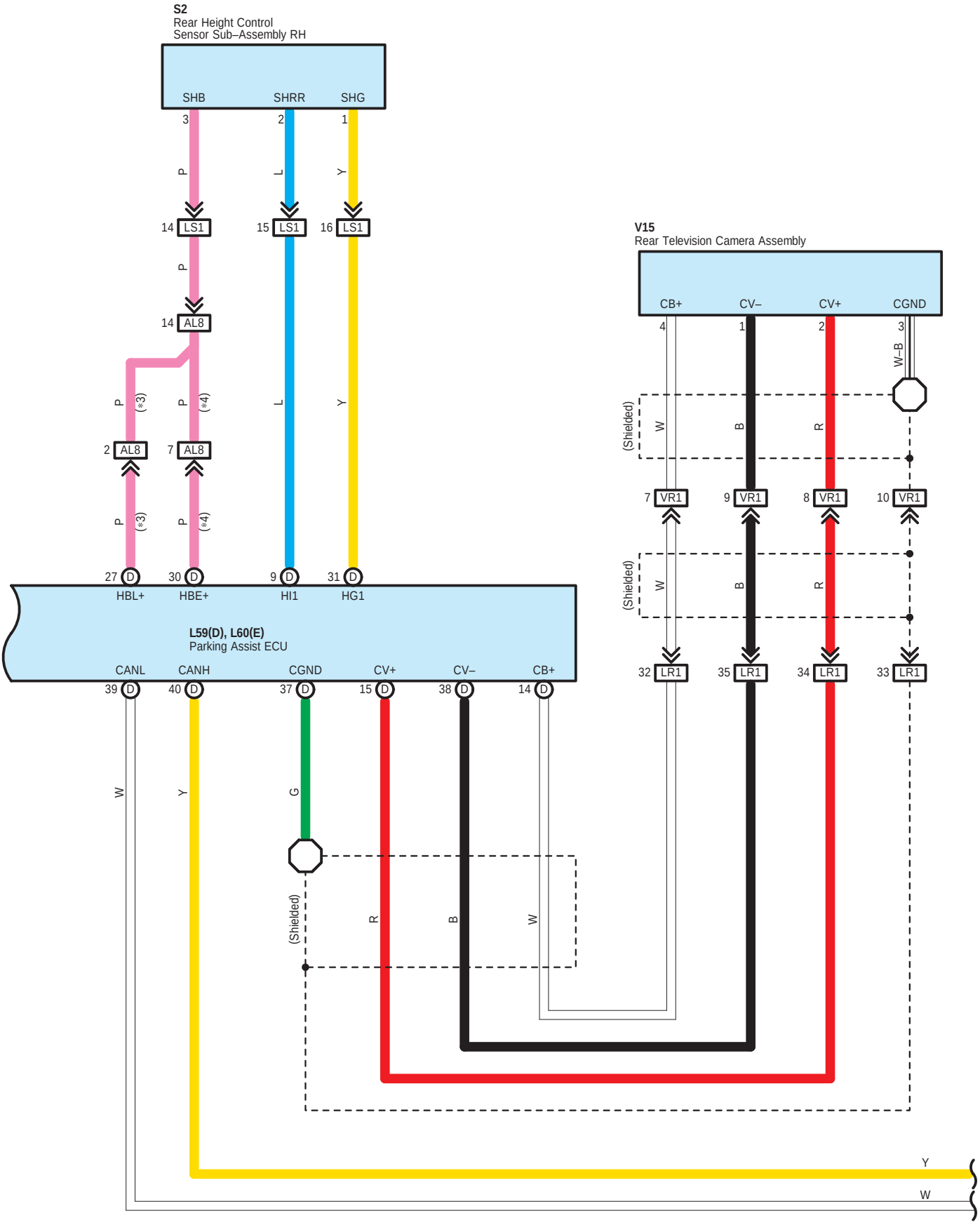
S2
Rear Height Control
Sensor Sub–Assembly RH
SHB
SHRR
SHG
3
2
1
P
L
Y
14 LS1
15 LS1
16 LS1
P
14 AL8
P (*3)
P (*4)
L
Y
2 AL8
7 AL8
P (*3)
P (*4)
27 D
30 D
9 D
31 D
HBL+
HBE+
HI1
HG1
L59(D), L60(E)
Parking Assist ECU
CANL
CANH
CGND
CV+
CV–
CB+
39 D
40 D
37 D
15 D
38 D
14 D
W
Y
G
(Shielded)
R
B
W
V15
Rear Television Camera Assembly
CB+
CV–
CV+
CGND
4
1
2
3
W–B
(Shielded)
W
B
R
7 VR1
9 VR1
8 VR1
10 VR1
(Shielded)
W
B
R
32 LR1
35 LR1
34 LR1
33 LR1
Y
W

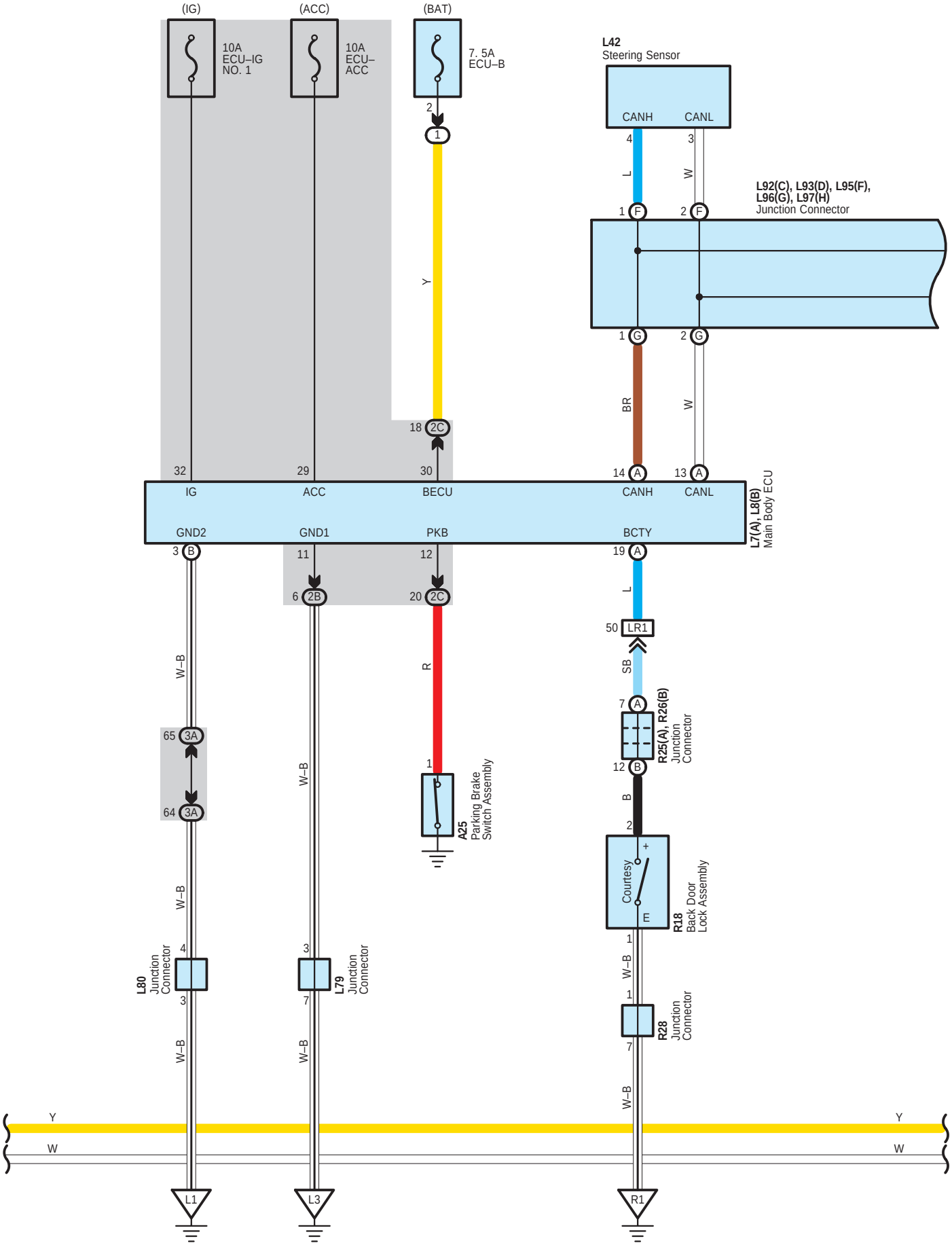
(IG)
(ACC)
(BAT)
10A
ECU–IG
NO. 1
10A
ECU–
ACC
7. 5A
ECU–B
L42
Steering Sensor
CANH
CANL
L92(C), L93(D), L95(F),
L96(G), L97(H)
Junction Connector
IG
ACC
BECU
CANH
CANL
L7(A), L8(B)
Main Body ECU
GND2
GND1
PKB
BCTY
LR1
R25(A), R26(B)
Junction
Connector
A25
Parking Brake
Switch Assembly
Courtesy
R18
Back Door
Lock Assembly
L80
Junction
Connector
L79
Junction
Connector
R28
Junction
Connector
L1
L3
R1

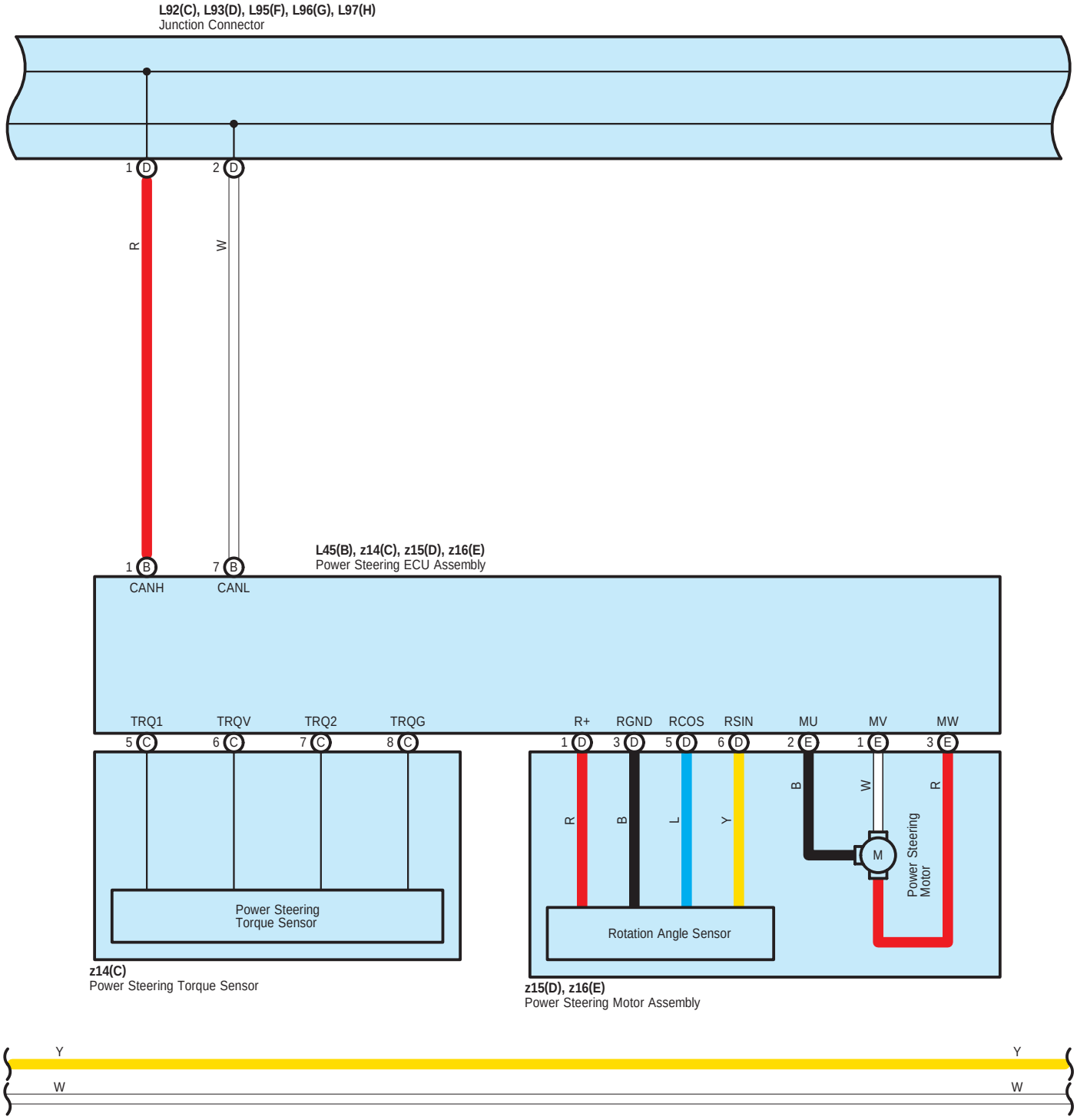
L92(C), L93(D), L95(F), L96(G), L97(H)
Junction Connector
1 D
2 D
R
W
1 B
7 B
CANH
CANL
L45(B), z14(C), z15(D), z16(E)
Power Steering ECU Assembly
TRQ1
TRQV
TRQ2
TRQG
5 C
6 C
7 C
8 C
Power Steering
Torque Sensor
z14(C)
Power Steering Torque Sensor
R+
RGND
RCOS
RSIN
MU
MV
MW
1 D
3 D
5 D
6 D
2 E
1 E
3 E
R
B
L
Y
B
W
R
M
Power Steering
Motor
Rotation Angle Sensor
z15(D), z16(E)
Power Steering Motor Assembly
Y
W
Y
W

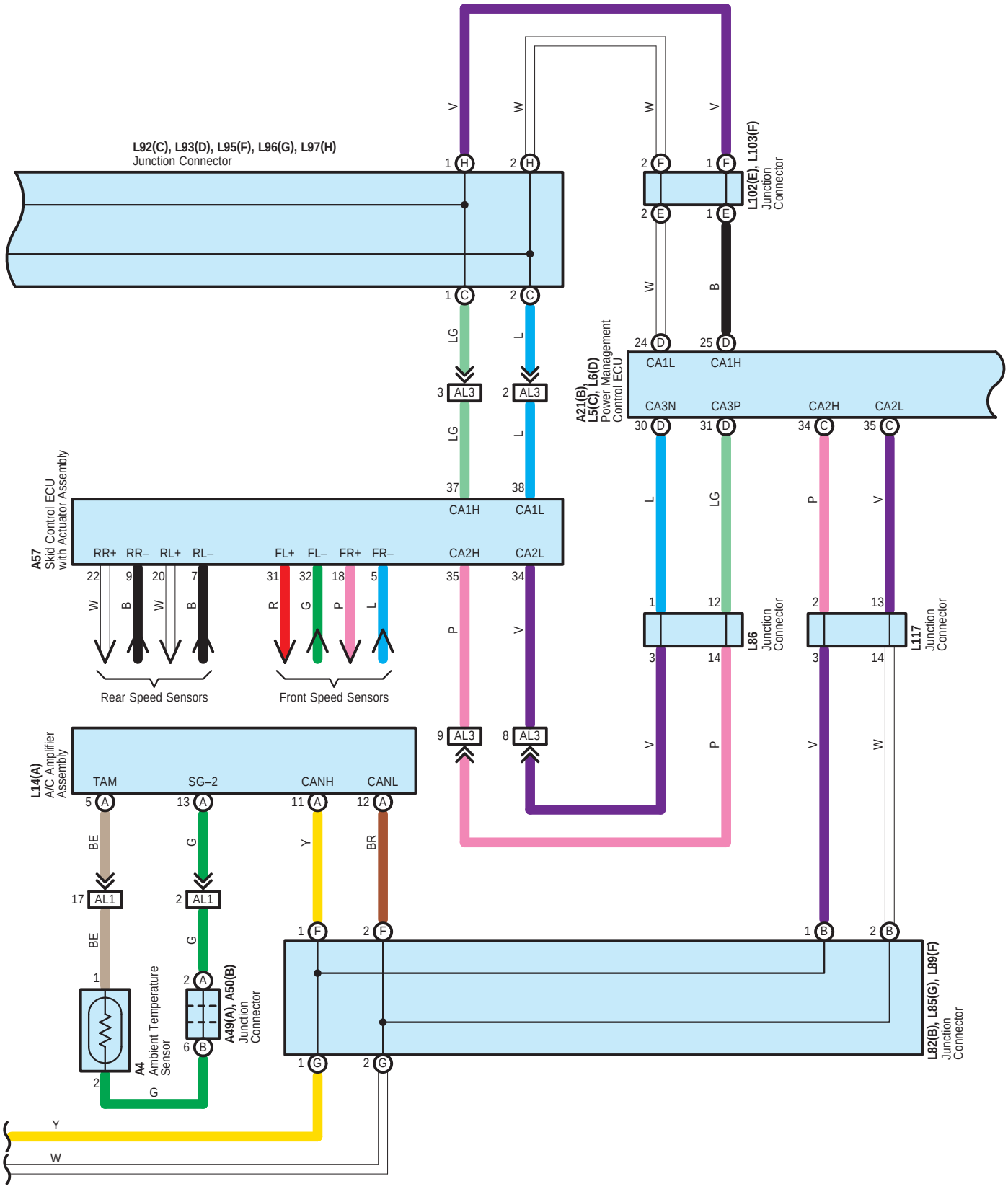
L92(C), L93(D), L95(F), L96(G), L97(H)
Junction Connector
L102(E), L103(F)
Junction Connector
A21(B), L5(C), L6(D)
Power Management
Control ECU
CA1L
CA1H
CA3N
CA3P
CA2H
CA2L
A57
Skid Control ECU
with Actuator Assembly
RR+
RR–
RL+
RL–
FL+
FL–
FR+
FR–
Rear Speed Sensors
Front Speed Sensors
L86
Junction Connector
L117
Junction Connector
L14(A)
A/C Amplifier
Assembly
TAM
SG–2
CANH
CANL
AL1
AL3
A4
Ambient Temperature
Sensor
A49(A), A50(B)
Junction
Connector
L82(B), L85(G), L89(F)
Junction
Connector

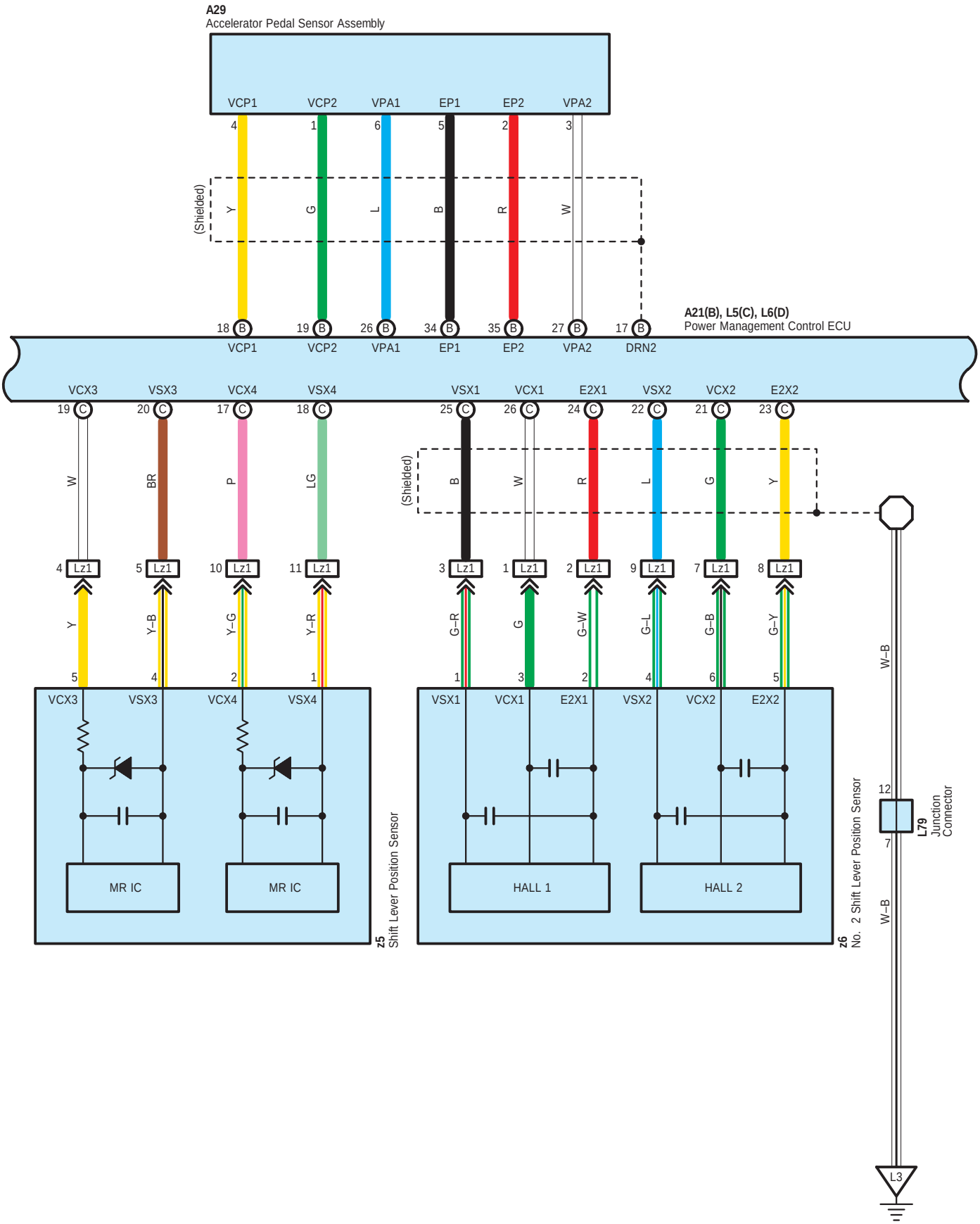
A29
Accelerator Pedal Sensor Assembly
VCP1
VCP2
VPA1
EP1
EP2
VPA2
(Shielded)
A21(B), L5(C), L6(D)
Power Management Control ECU
DRN2
VCX3
VSX3
VCX4
VSX4
VSX1
VCX1
E2X1
VSX2
VCX2
E2X2
Lz1
MR IC
HALL 1
HALL 2
z5
Shift Lever Position Sensor
z6
No. 2 Shift Lever Position Sensor
L79
Junction Connector
L3

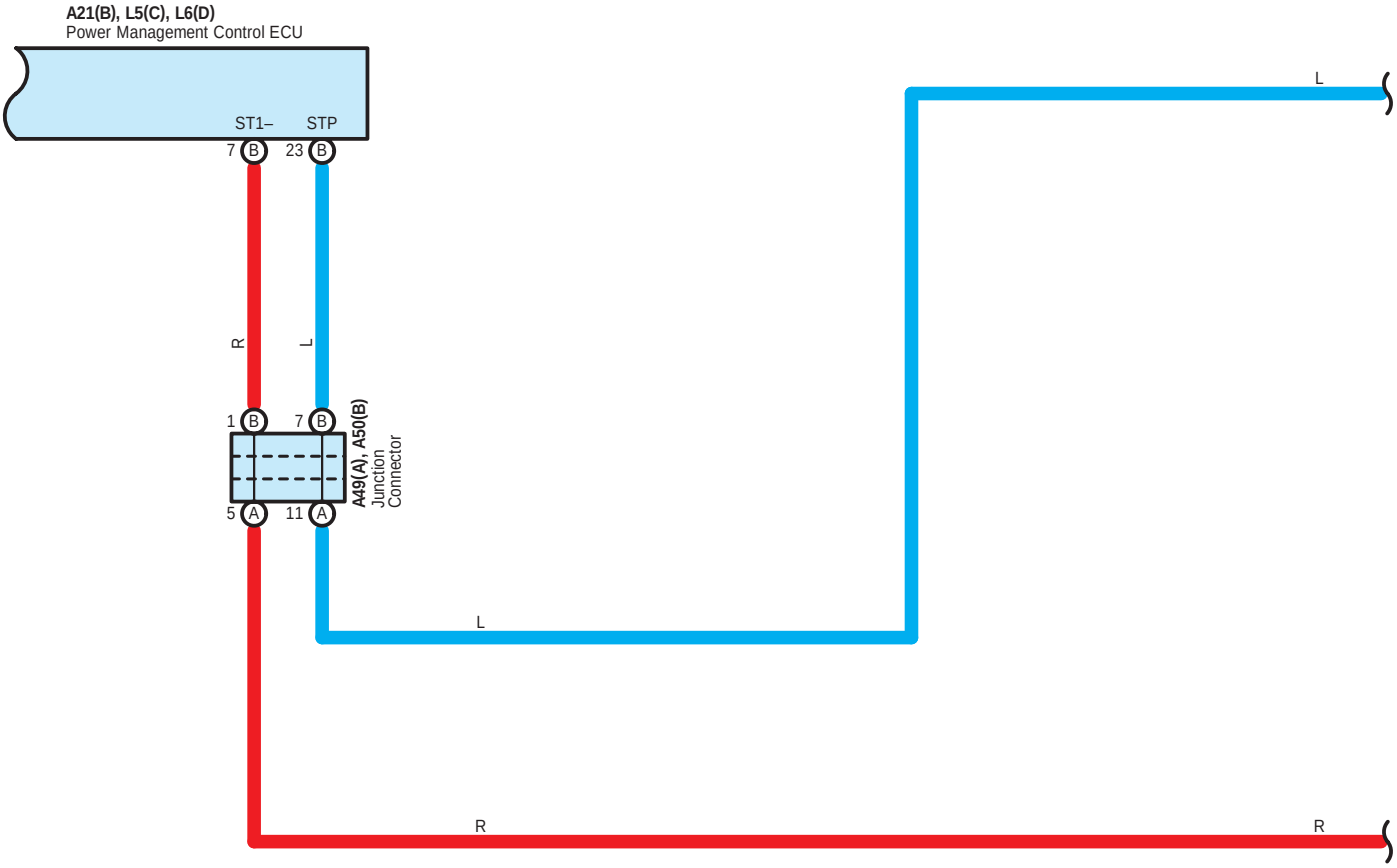
A21(B), L5(C), L6(D)
Power Management Control ECU
ST1–
STP
7 B
23 B
R
L
1 B
7 B
5 A
11 A
A49(A), A50(B)
Junction
Connector
L
L
R
R

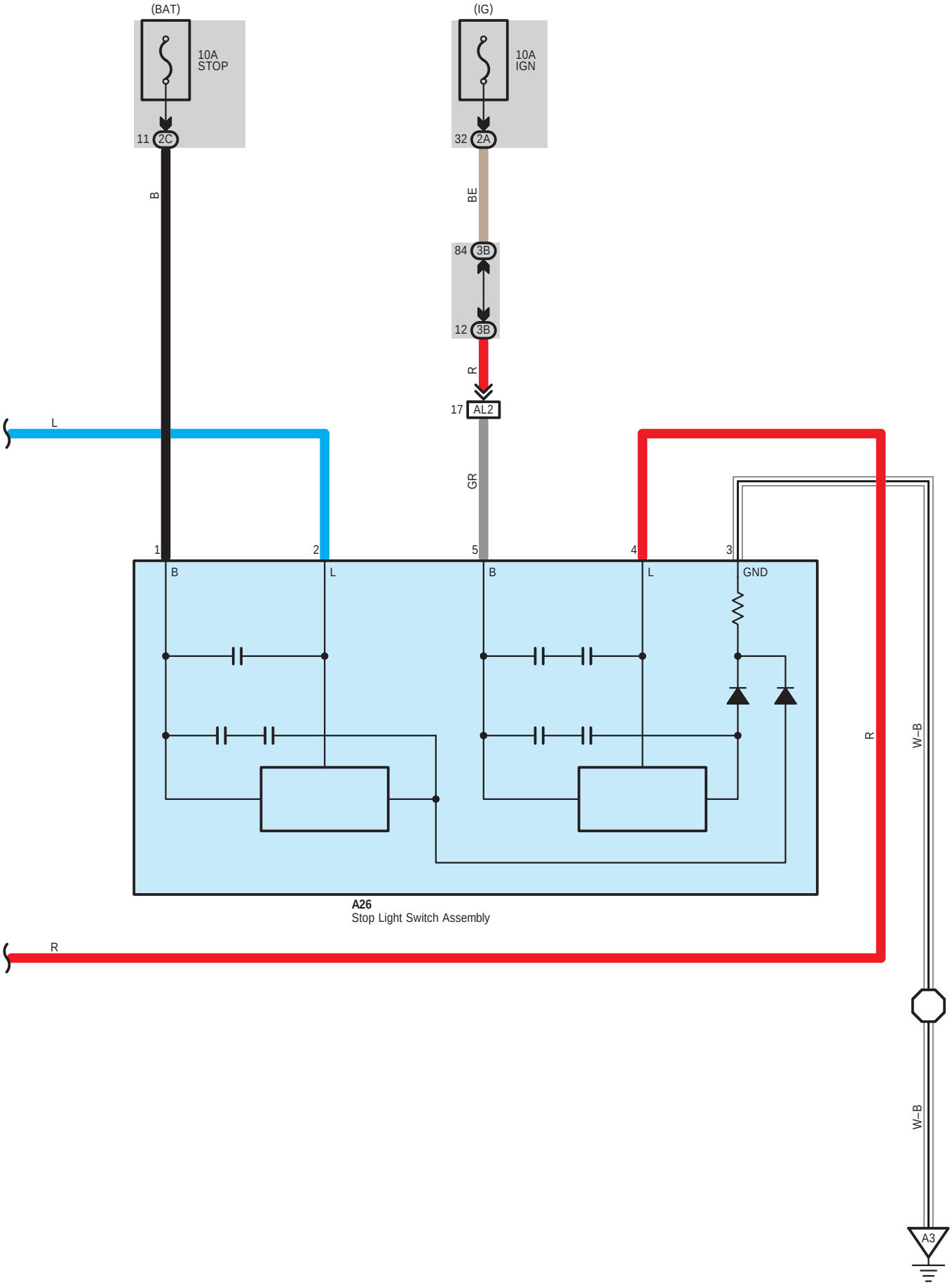
(BAT)
10A
STOP
11 2C
B
(IG)
10A
IGN
32 2A
BE
84 3B
12 3B
R
17 AL2
GR
L
1
2
5
4
3
B
L
B
L
GND
R
W–B
A26
Stop Light Switch Assembly
R
W–B
A3

A 4
Black

A 21
Gray

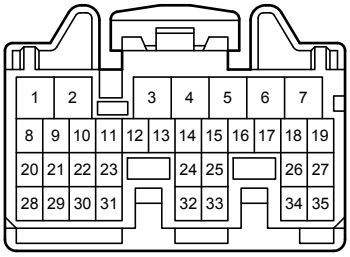

A 25
White

A 26
White

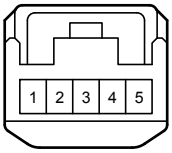

A 29
Black

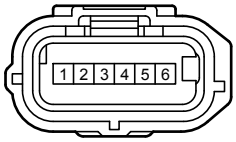

A 49
White

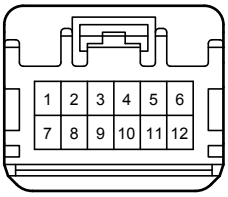

A 50
White

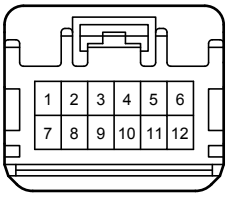

A 57
Gray

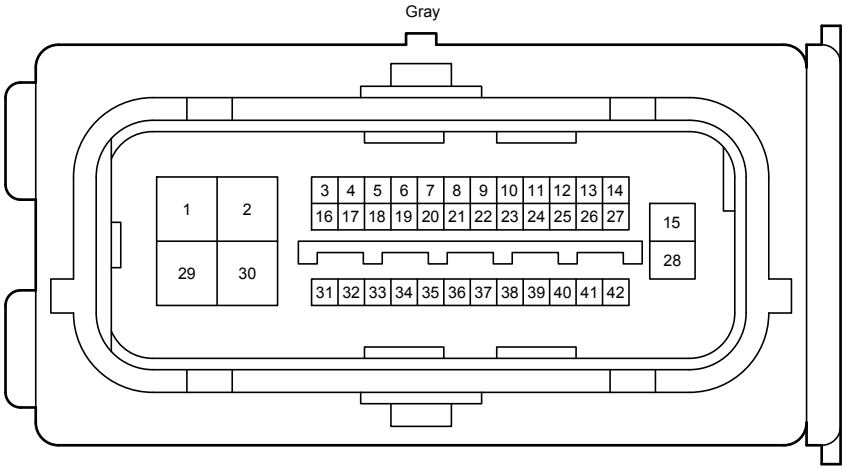

A 63
White

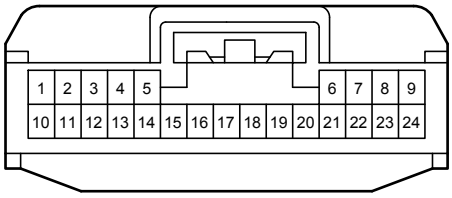

C 1
Black



C 2
Black



L 5
Gray

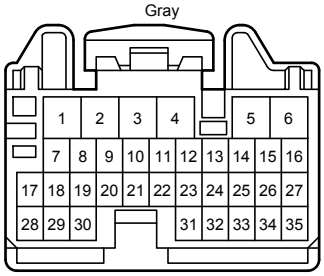

L 6
Gray

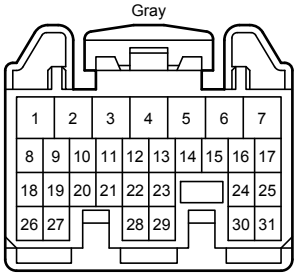

L 7
White

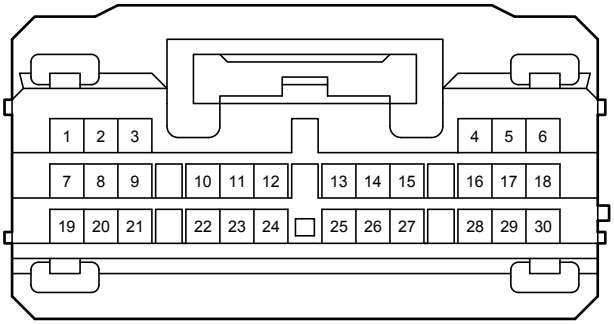

L 8
White

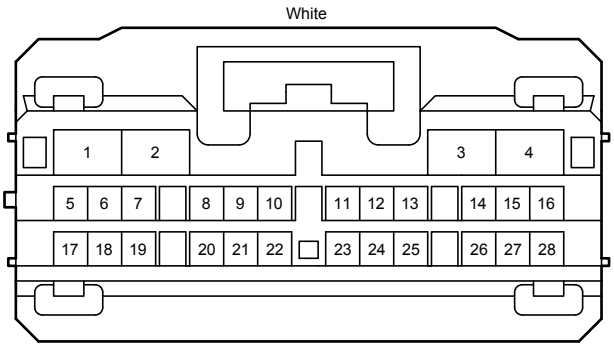

L 14
White

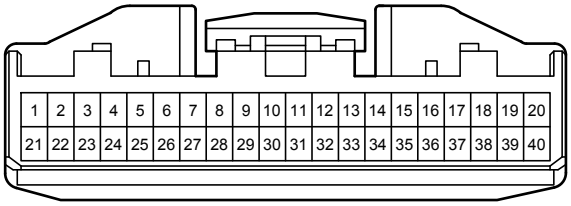

L 28
White



L 42
White

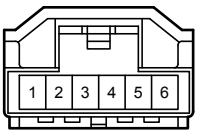

L 45
White

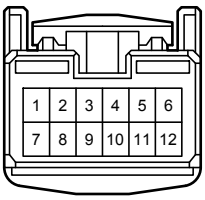

L 49
Black

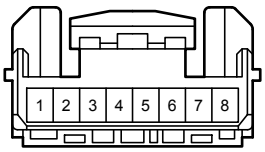

L 59
Black

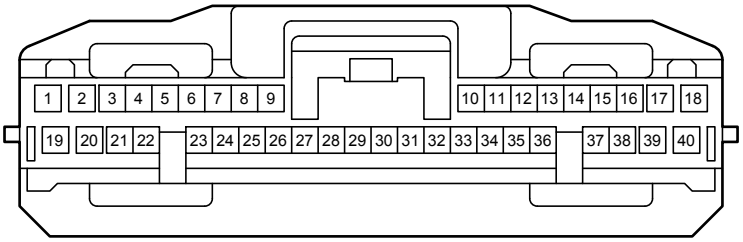

L 60
White

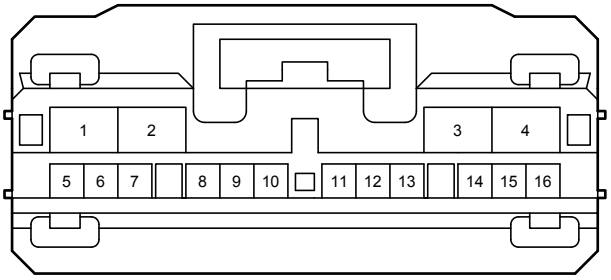

L 70
White

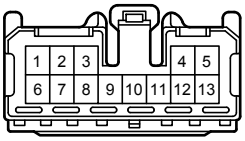

L 79
White

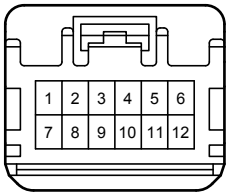

L 80
White

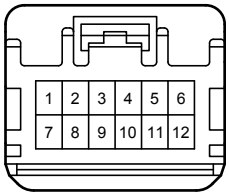

L 82
White

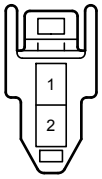

L 85
White

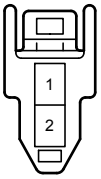

L 86
Black

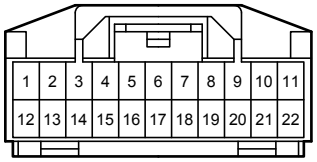

L 89
White

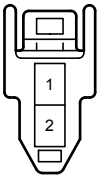

L 92
White

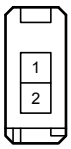

L 93
White

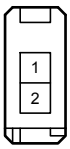

L 95
White

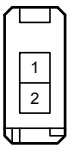

L 96
White

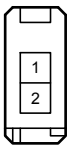

L 97
White

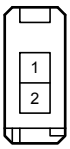

L102
White

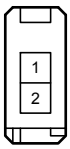

L103
White

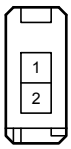

L117
Black

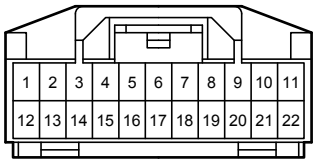

R 18
White

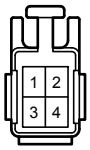

R 25
White



R 26
White



R 28
Black

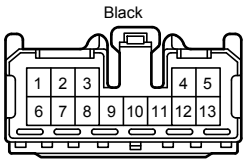

S 2
Black

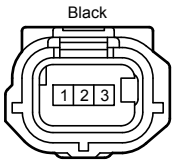

V 15
Black

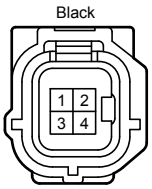

z 5
White

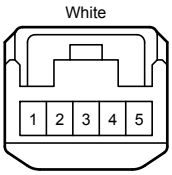

z 6
White



z 14
White

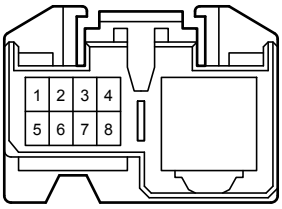

z 15
White

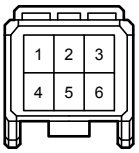

z 16
White

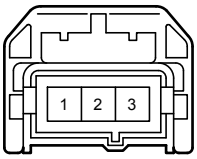

2A
White

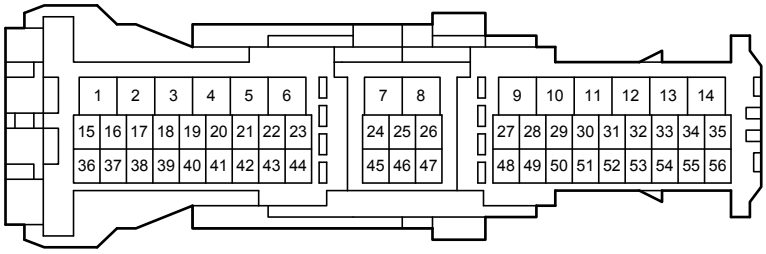

2B
White

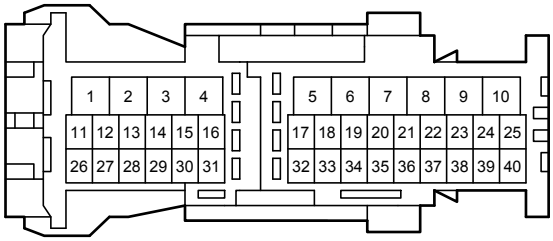

2C
White

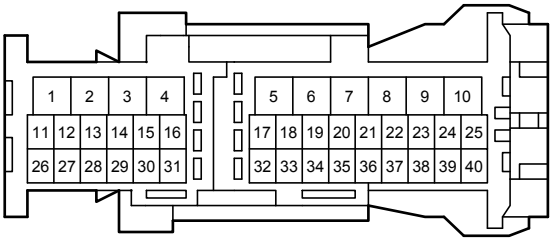

3A
White

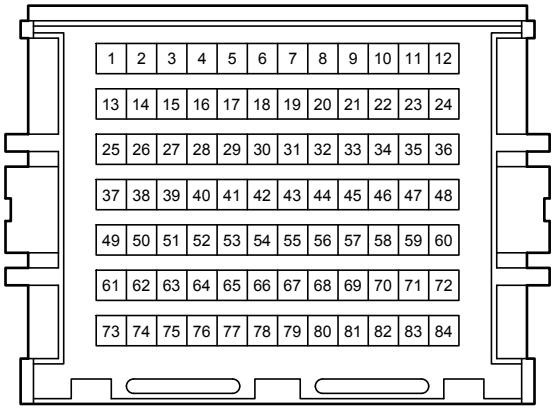

3B
White

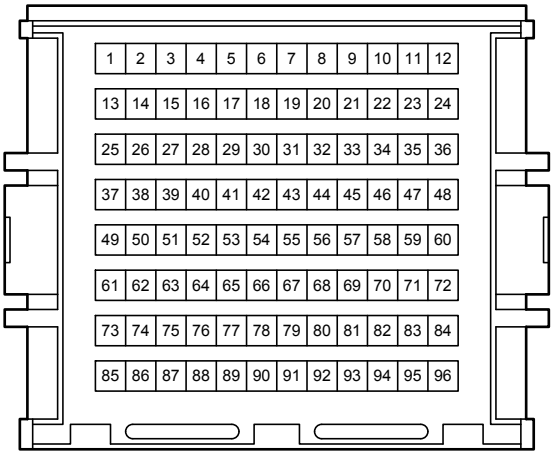

4A
White

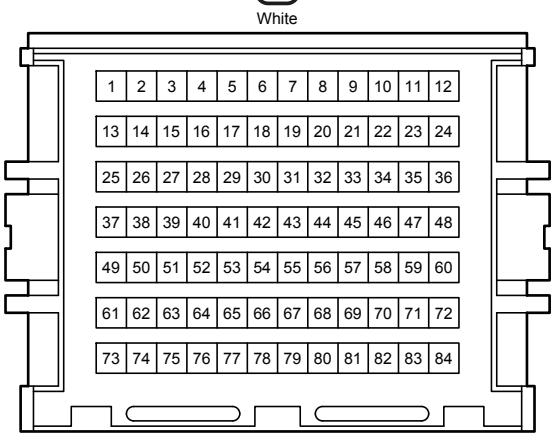

AL1
Blue

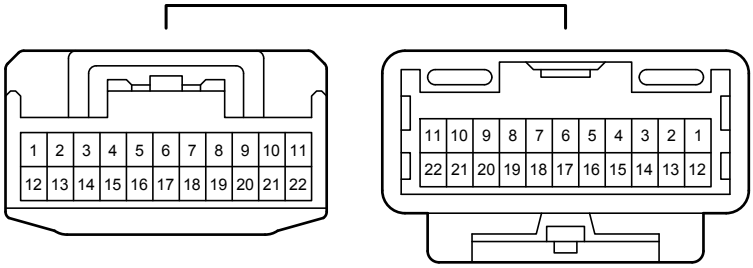

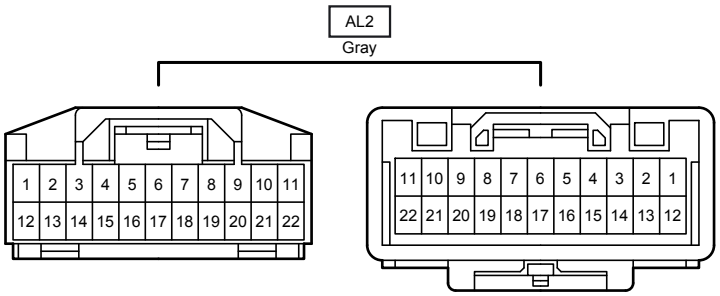
AL2
Gray
1 2 3 4 5 6 7 8 9 10 11
12 13 14 15 16 17 18 19 20 21 22
11 10 9 8 7 6 5 4 3 2 1
22 21 20 19 18 17 16 15 14 13 12

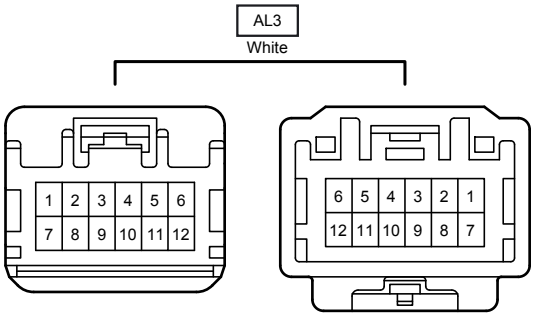
AL3
White
1 2 3 4 5 6
7 8 9 10 11 12
6 5 4 3 2 1
12 11 10 9 8 7

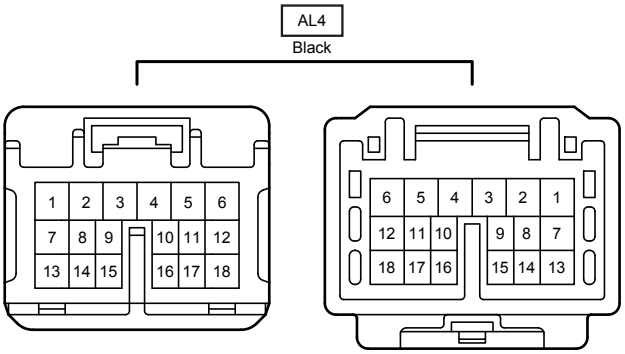
AL4
Black
1 2 3 4 5 6
7 8 9 10 11 12
13 14 15 16 17 18
6 5 4 3 2 1
12 11 10 9 8 7
18 17 16 15 14 13

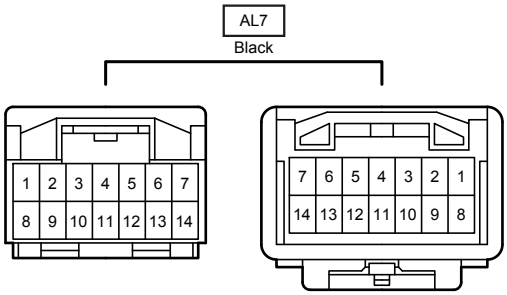
AL7
Black
1 2 3 4 5 6 7
8 9 10 11 12 13 14
7 6 5 4 3 2 1
14 13 12 11 10 9 8

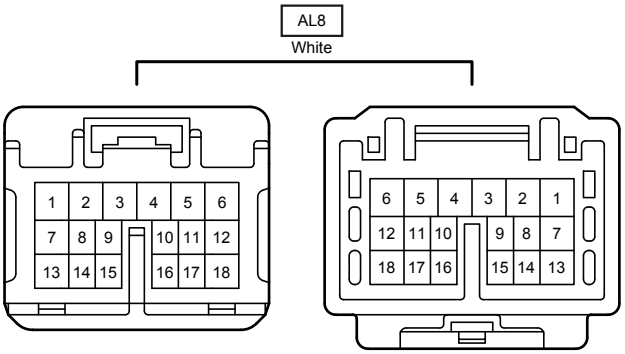
AL8
White
1 2 3 4 5 6
7 8 9 10 11 12
13 14 15 16 17 18
6 5 4 3 2 1
12 11 10 9 8 7
18 17 16 15 14 13

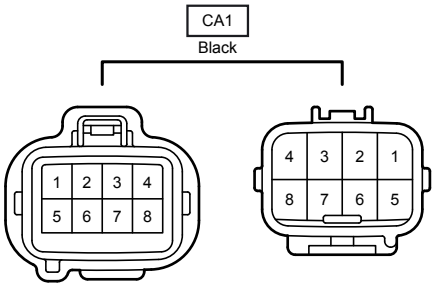
CA1
Black
1 2 3 4
5 6 7 8
4 3 2 1
8 7 6 5

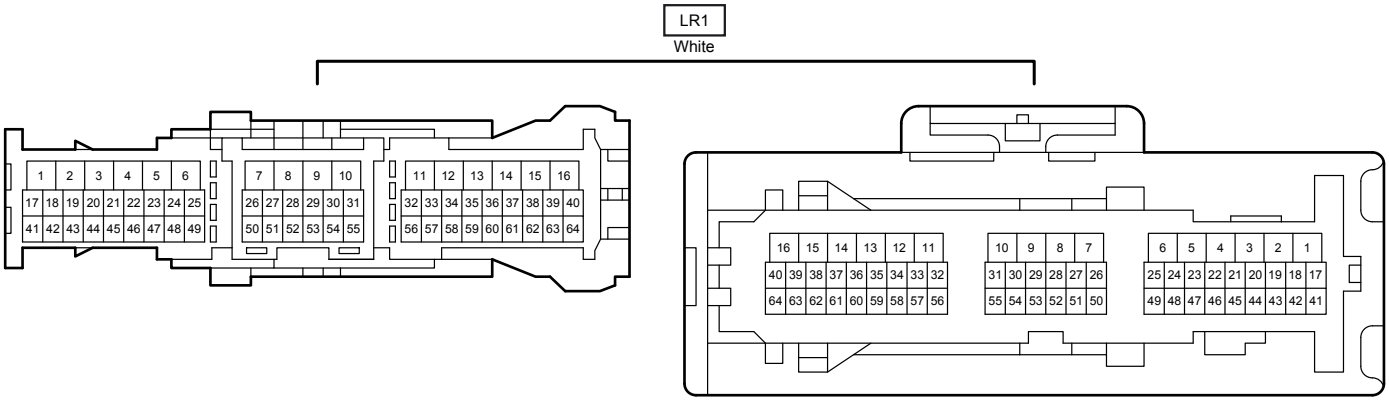
LR1
White
1 2 3 4 5 6
17 18 19 20 21 22 23 24 25
41 42 43 44 45 46 47 48 49
7 8 9 10
26 27 28 29 30 31
50 51 52 53 54 55
11 12 13 14 15 16
32 33 34 35 36 37 38 39 40
56 57 58 59 60 61 62 63 64
16 15 14 13 12 11
40 39 38 37 36 35 34 33 32
64 63 62 61 60 59 58 57 56
10 9 8 7
31 30 29 28 27 26
55 54 53 52 51 50
6 5 4 3 2 1
25 24 23 22 21 20 19 18 17
49 48 47 46 45 44 43 42 41

LS1
White

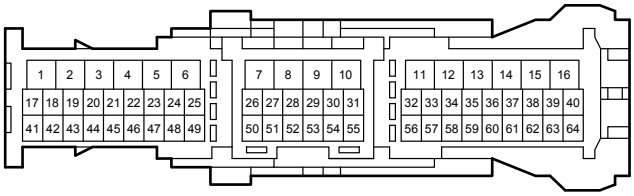

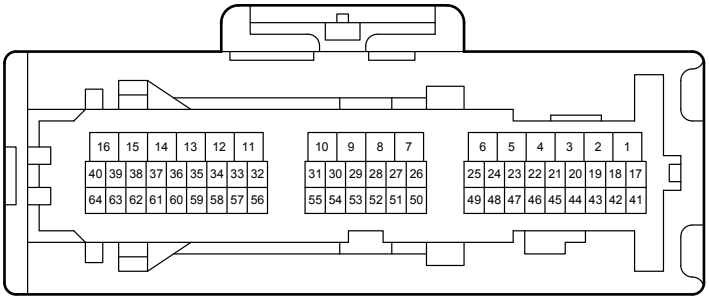

Lz1
White

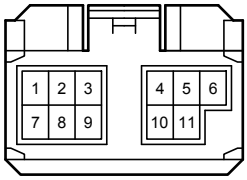

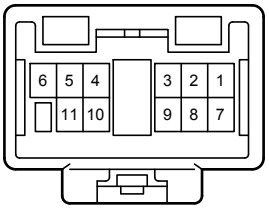
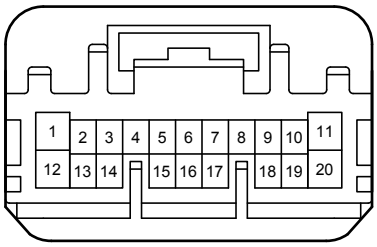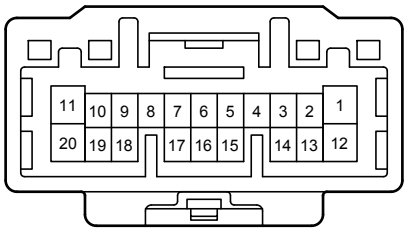
VR1
White