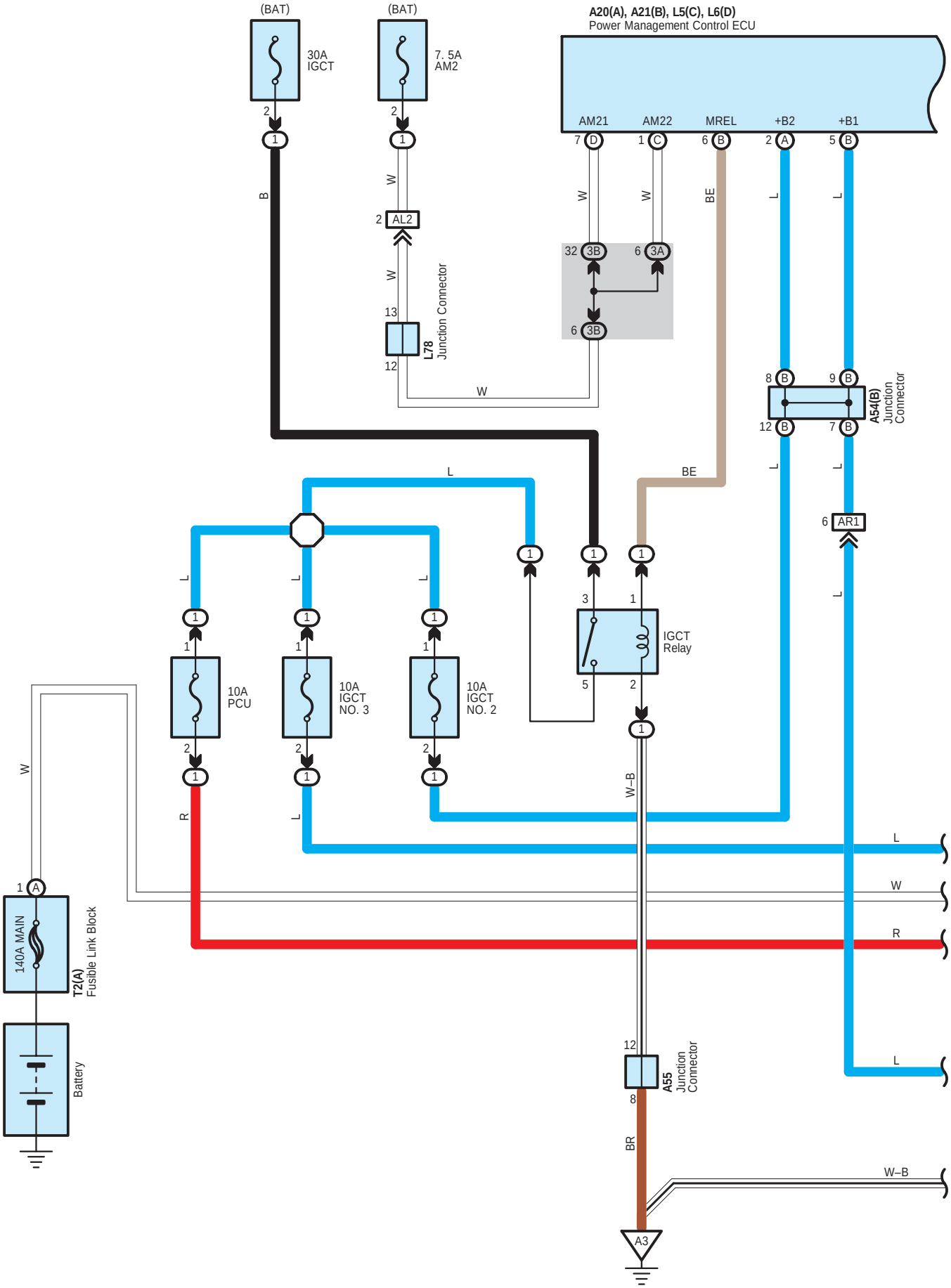
(BAT)
30A
IGCT
(BAT)
7. 5A
AM2
A20(A), A21(B), L5(C), L6(D)
Power Management Control ECU
AM21
AM22
MREL
+B2
+B1
AL2
L78
Junction Connector
A54(B)
Junction
Connector
AR1
IGCT
Relay
10A
PCU
10A
IGCT
NO. 3
10A
IGCT
NO. 2
140A MAIN
T2(A)
Fusible Link Block
Battery
A55
Junction
Connector
A3
B
W
BE
L
R
W–B
BR

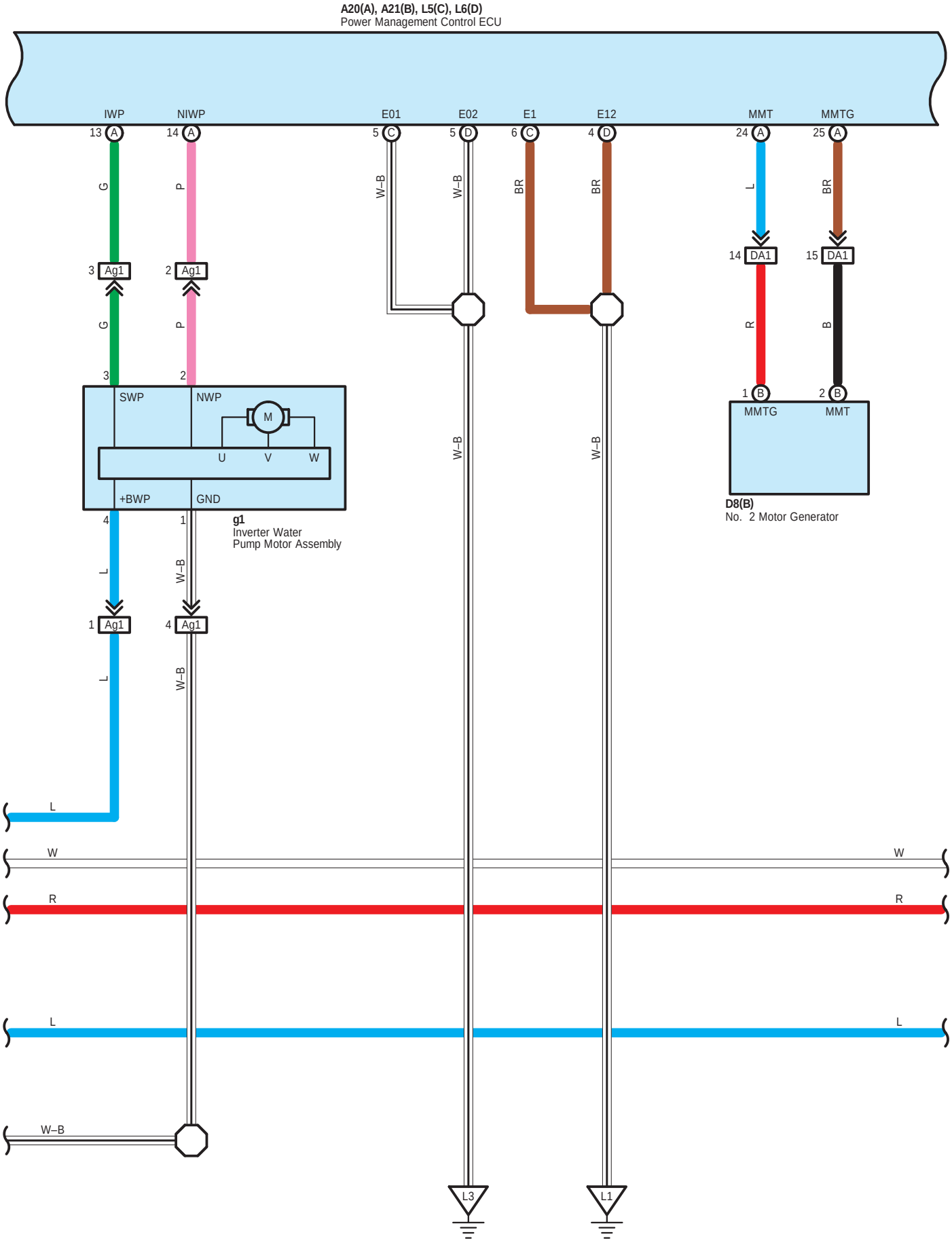
A20(A), A21(B), L5(C), L6(D)
Power Management Control ECU
IWP
NIWP
E01
E02
E1
E12
MMT
MMTG
13 A
14 A
5 C
5 D
6 C
4 D
24 A
25 A
G
P
W–B
W–B
BR
BR
L
BR
3 Ag1
2 Ag1
14 DA1
15 DA1
G
P
R
B
3
2
1 B
2 B
SWP
NWP
M
U
V
W
MMTG
MMT
+BWP
GND
D8(B)
No. 2 Motor Generator
4
1
g1
Inverter Water
Pump Motor Assembly
L
W–B
1 Ag1
4 Ag1
L
W–B
L
W
W
R
R
L
L
W–B
L3
L1

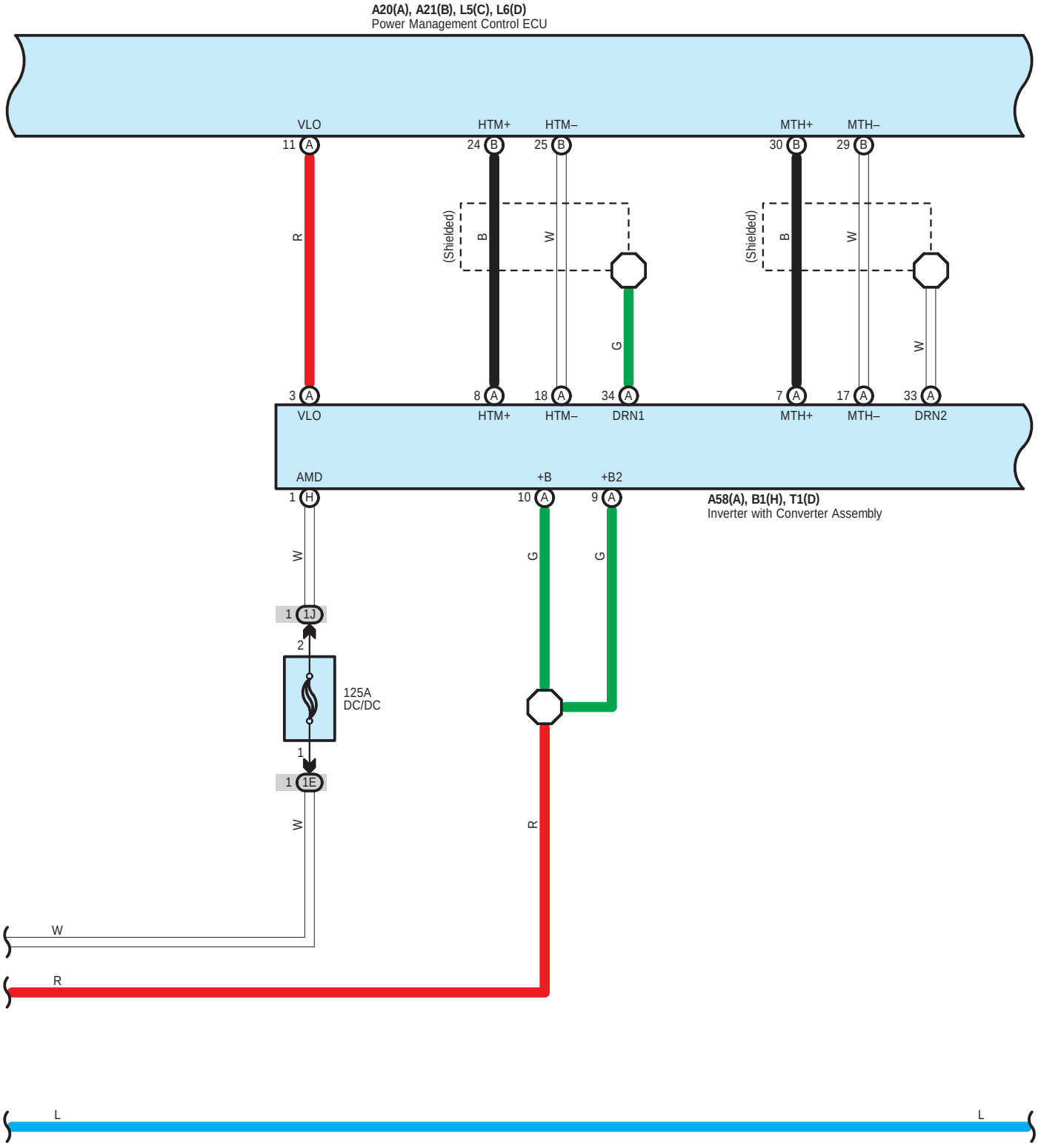
A20(A), A21(B), L5(C), L6(D)
Power Management Control ECU
VLO
HTM+
HTM–
MTH+
MTH–
11 A
24 B
25 B
30 B
29 B
R
(Shielded)
B
W
G
3 A
8 A
18 A
34 A
7 A
17 A
33 A
VLO
HTM+
HTM–
DRN1
MTH+
MTH–
DRN2
AMD
+B
+B2
1 H
10 A
9 A
A58(A), B1(H), T1(D)
Inverter with Converter Assembly
1 1J
2
125A
DC/DC
1
1 1E
W
R
L

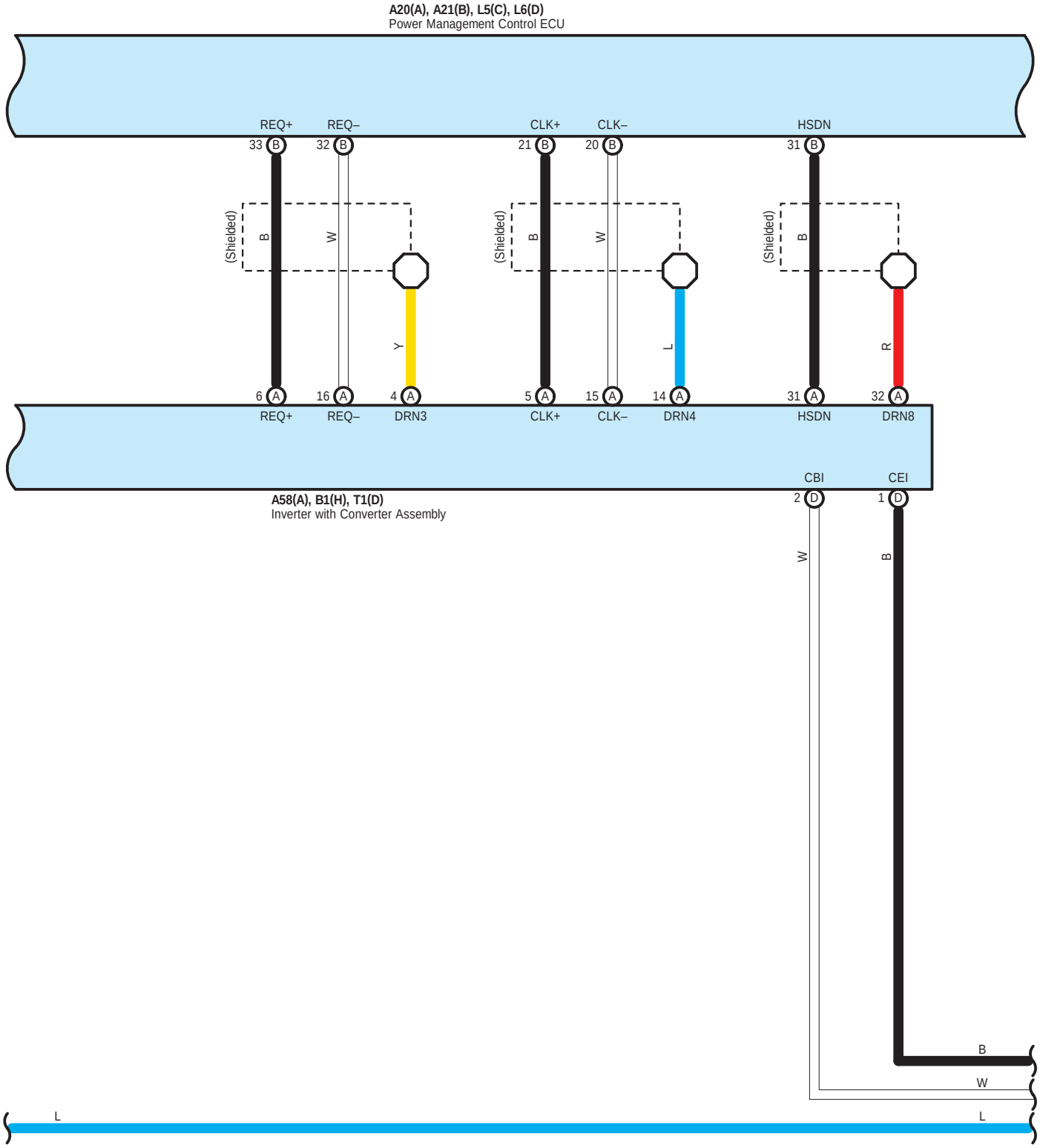
A20(A), A21(B), L5(C), L6(D)
Power Management Control ECU
REQ+
REQ–
CLK+
CLK–
HSDN
33 B
32 B
21 B
20 B
31 B
(Shielded)
B
W
Y
L
R
6 A
16 A
4 A
5 A
15 A
14 A
31 A
32 A
REQ+
REQ–
DRN3
CLK+
CLK–
DRN4
HSDN
DRN8
CBI
CEI
2 D
1 D
A58(A), B1(H), T1(D)
Inverter with Converter Assembly
W
B
B
W
L
L

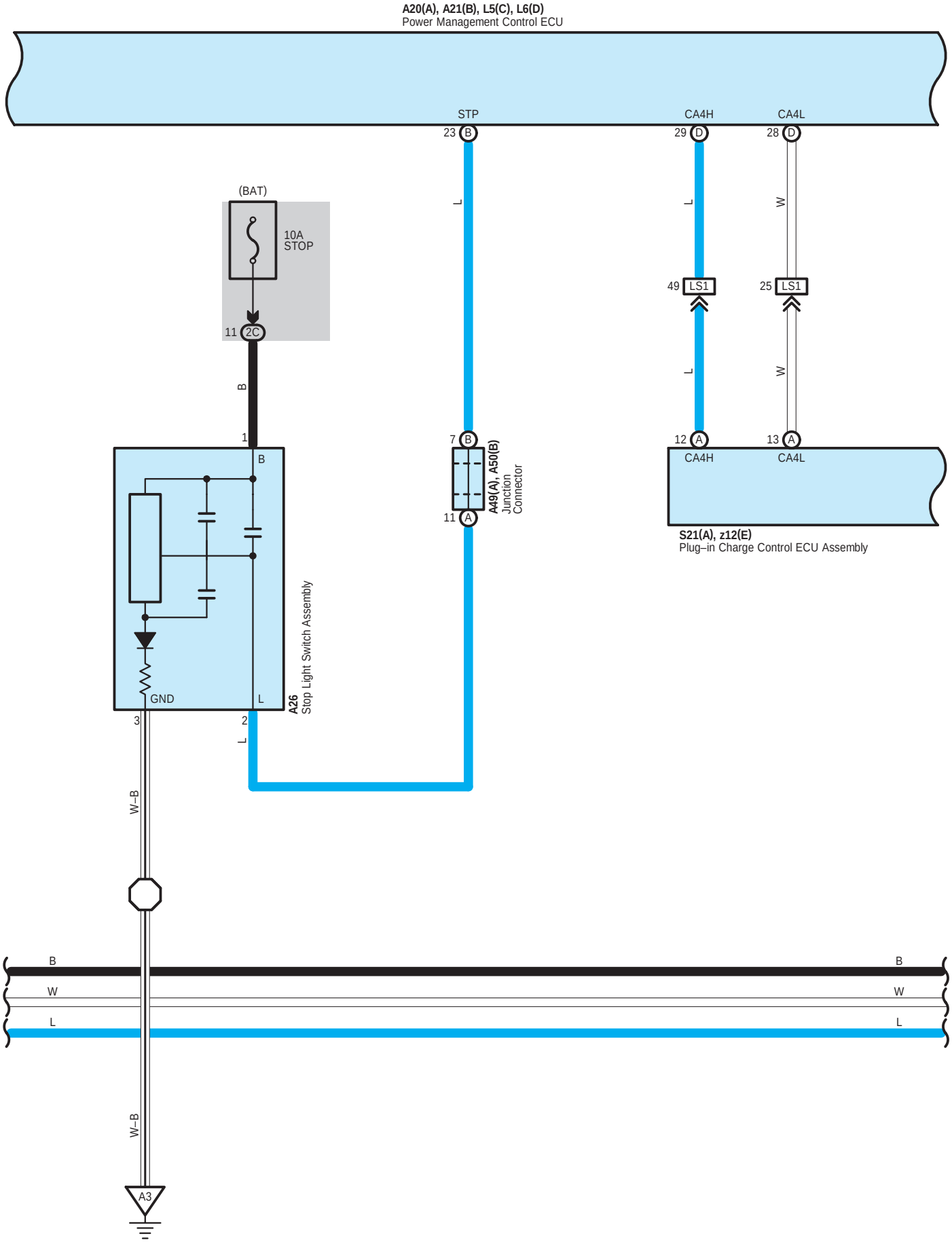
A20(A), A21(B), L5(C), L6(D)
Power Management Control ECU
STP
CA4H
CA4L
23 B
29 D
28 D
(BAT)
10A
STOP
11 2C
L
L
W
49 LS1
25 LS1
L
W
B
1
B
7 B
12 A
13 A
CA4H
CA4L
A49(A), A50(B)
Junction
Connector
11 A
S21(A), z12(E)
Plug–in Charge Control ECU Assembly
GND
L
A26
Stop Light Switch Assembly
3
2
L
W–B
B
W
L
B
W
L
W–B
A3

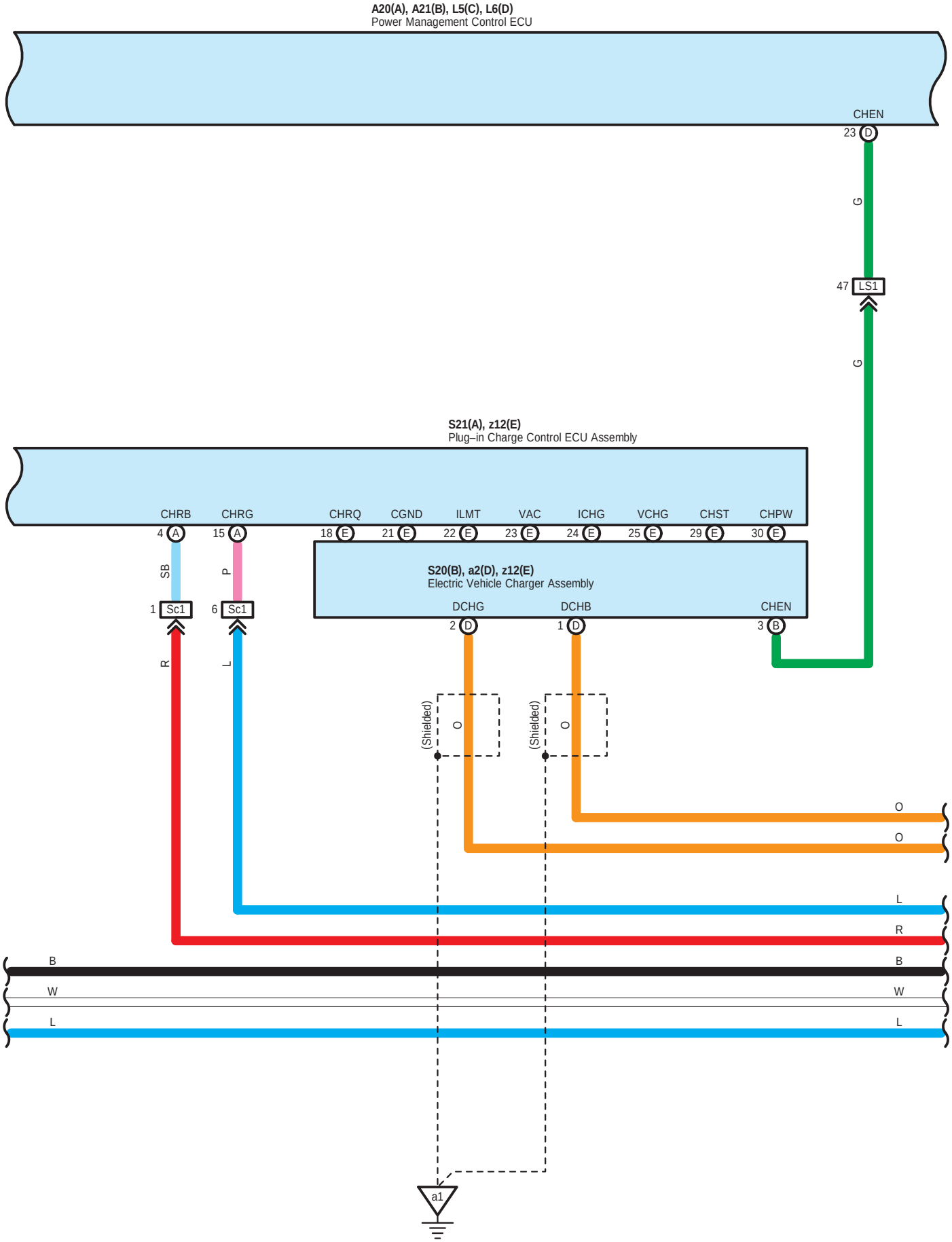
A20(A), A21(B), L5(C), L6(D)
Power Management Control ECU
CHEN
23 D
G
47 LS1
G
S21(A), z12(E)
Plug–in Charge Control ECU Assembly
CHRB
CHRG
CHRQ
CGND
ILMT
VAC
ICHG
VCHG
CHST
CHPW
4 A
15 A
18 E
21 E
22 E
23 E
24 E
25 E
29 E
30 E
SB
P
1 Sc1
6 Sc1
S20(B), a2(D), z12(E)
Electric Vehicle Charger Assembly
DCHG
DCHB
CHEN
2 D
1 D
3 B
R
L
(Shielded)
O
(Shielded)
O
O
O
L
R
B
B
W
W
L
L
a1

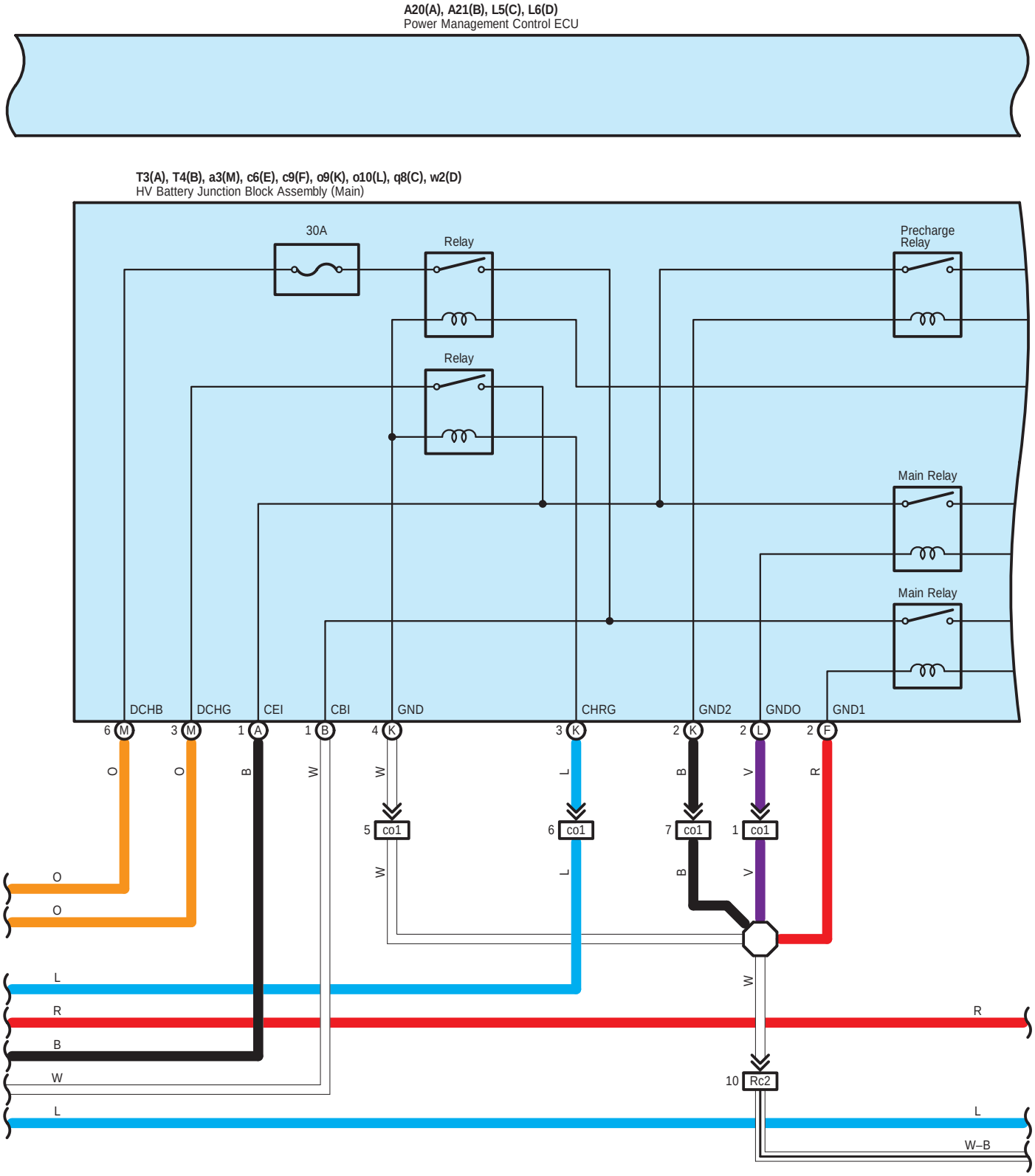
A20(A), A21(B), L5(C), L6(D)
Power Management Control ECU
T3(A), T4(B), a3(M), c6(E), c9(F), o9(K), o10(L), q8(C), w2(D)
HV Battery Junction Block Assembly (Main)
30A
Relay
Relay
Precharge Relay
Main Relay
Main Relay
DCHB
DCHG
CEI
CBI
GND
CHRG
GND2
GNDO
GND1
6 M
3 M
1 A
1 B
4 K
3 K
2 K
2 L
2 F
O
O
B
W
W
L
B
V
R
5 co1
6 co1
7 co1
1 co1
W
L
B
V
O
O
L
R
B
W
L
W
R
10 Rc2
L
W–B

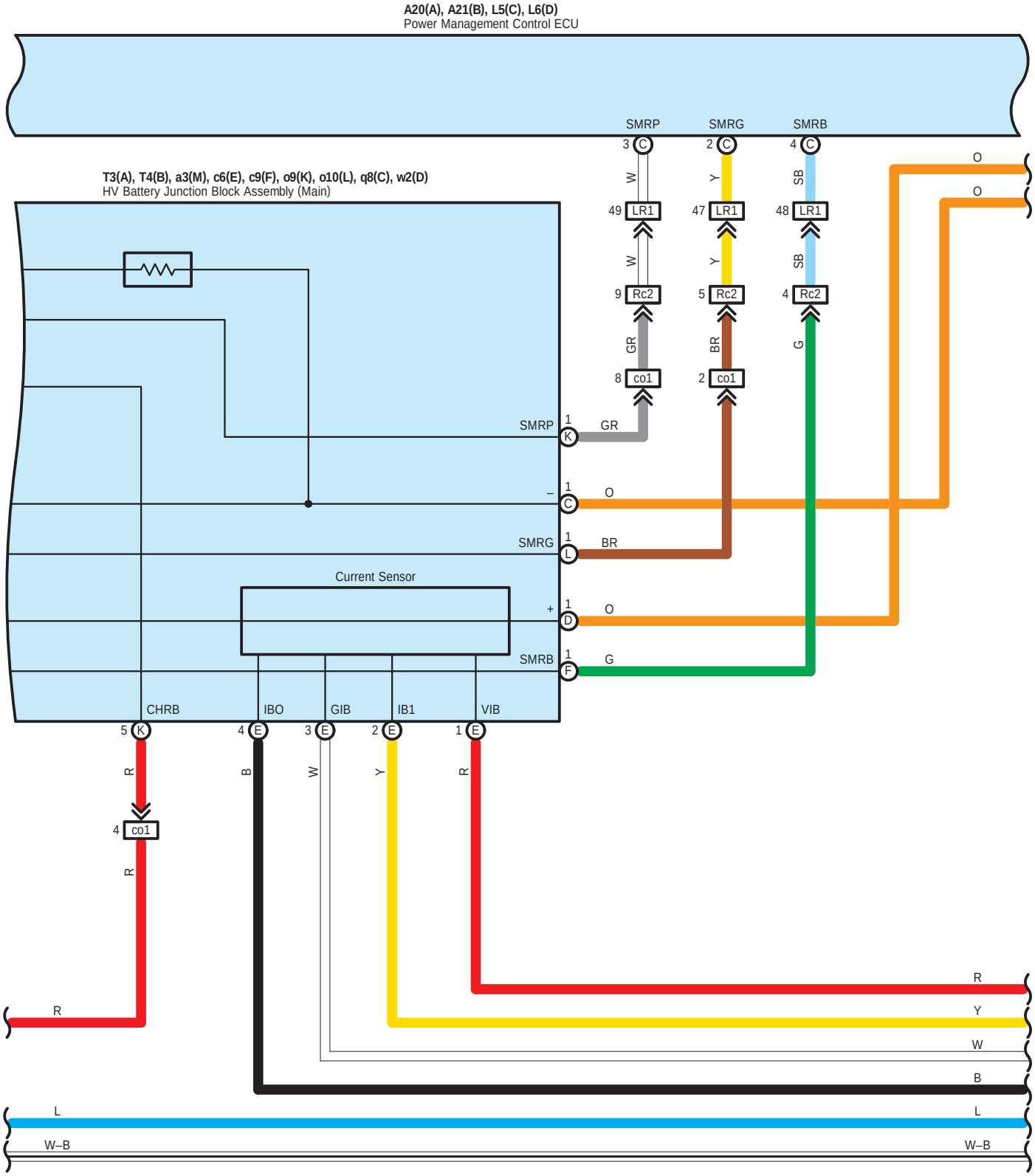
A20(A), A21(B), L5(C), L6(D)
Power Management Control ECU
SMRP
SMRG
SMRB
T3(A), T4(B), a3(M), c6(E), c9(F), o9(K), o10(L), q8(C), w2(D)
HV Battery Junction Block Assembly (Main)
LR1
Rc2
co1
Current Sensor
CHRB
IBO
GIB
IB1
VIB

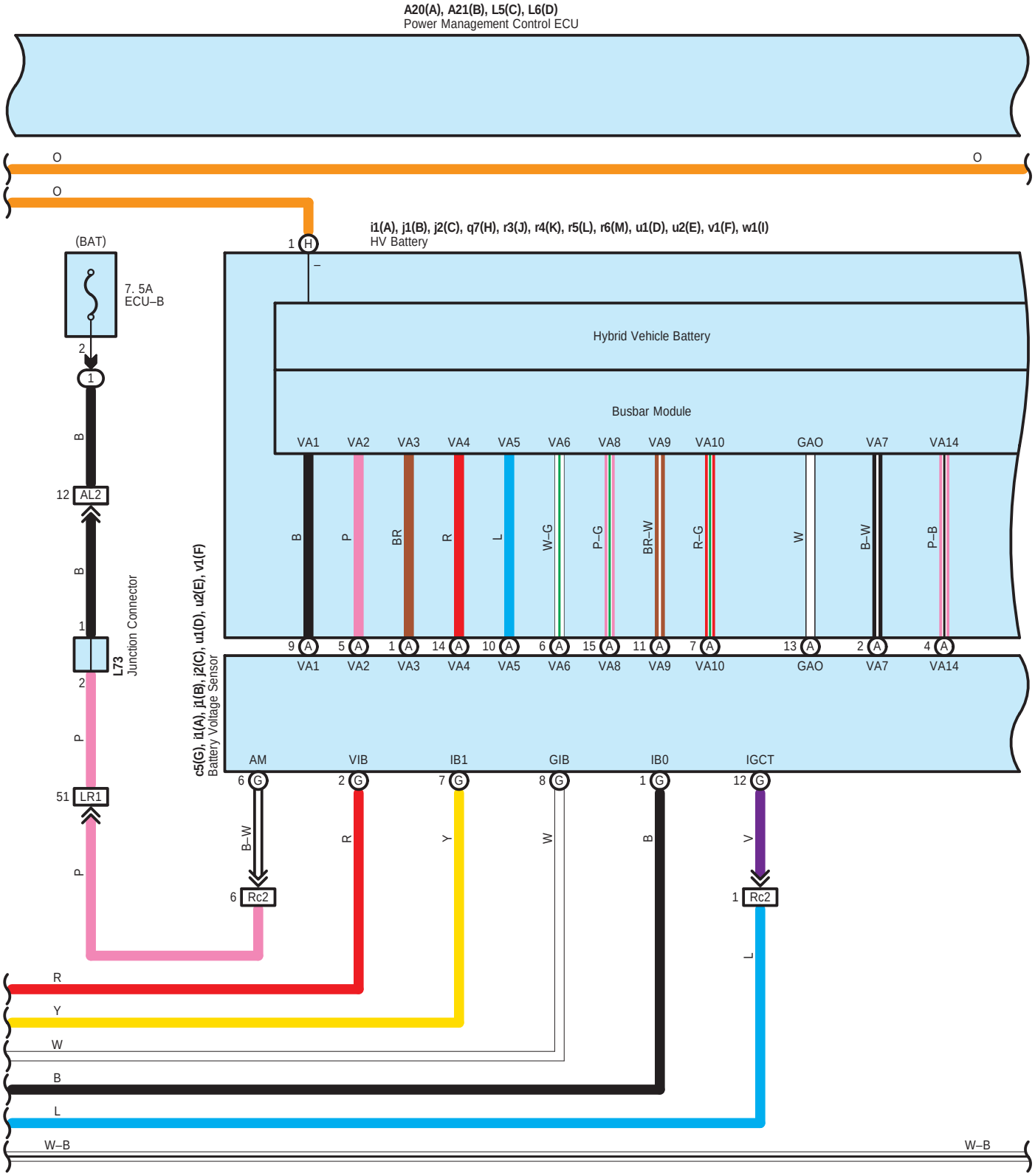
A20(A), A21(B), L5(C), L6(D)
Power Management Control ECU
O
O
O
i1(A), j1(B), j2(C), q7(H), r3(J), r4(K), r5(L), r6(M), u1(D), u2(E), v1(F), w1(I)
HV Battery
1 H
(BAT)
7. 5A
ECU–B
2
1
B
12 AL2
B
1
L73
Junction Connector
2
P
51 LR1
P
Hybrid Vehicle Battery
Busbar Module
VA1 VA2 VA3 VA4 VA5 VA6 VA8 VA9 VA10 GAO VA7 VA14
B P BR R L W–G P–G BR–W R–G W B–W P–B
9 A 5 A 1 A 14 A 10 A 6 A 15 A 11 A 7 A 13 A 2 A 4 A
VA1 VA2 VA3 VA4 VA5 VA6 VA8 VA9 VA10 GAO VA7 VA14
c5(G), i1(A), j1(B), j2(C), u1(D), u2(E), v1(F)
Battery Voltage Sensor
AM VIB IB1 GIB IB0 IGCT
6 G 2 G 7 G 8 G 1 G 12 G
B–W R Y W B V
6 Rc2
1 Rc2
L
R
Y
W
B
L
W–B
W–B

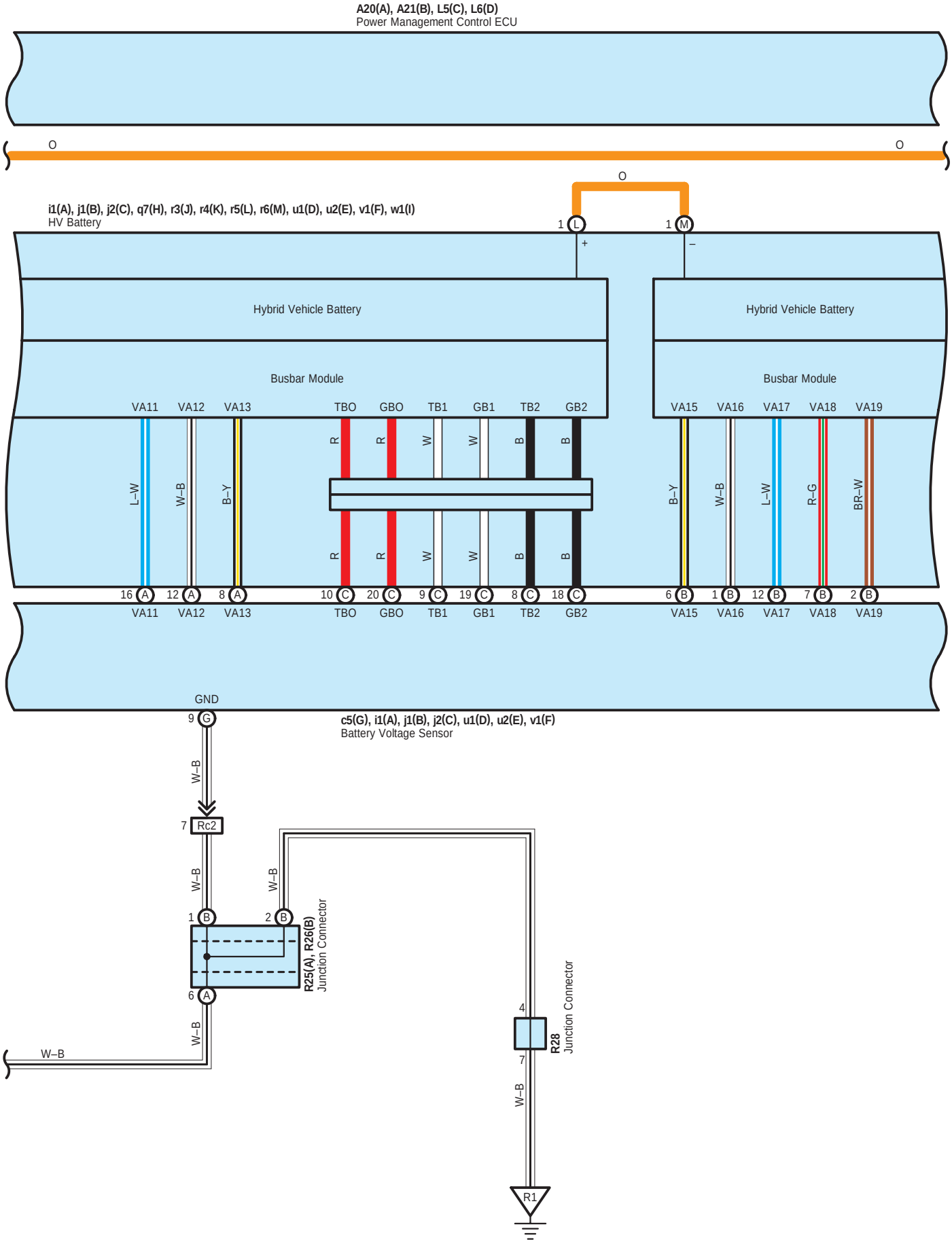
A20(A), A21(B), L5(C), L6(D)
Power Management Control ECU
O
O
O
i1(A), j1(B), j2(C), q7(H), r3(J), r4(K), r5(L), r6(M), u1(D), u2(E), v1(F), w1(I)
HV Battery
1 L
1 M
+
–
Hybrid Vehicle Battery
Hybrid Vehicle Battery
Busbar Module
Busbar Module
VA11 VA12 VA13 TBO GBO TB1 GB1 TB2 GB2
VA15 VA16 VA17 VA18 VA19
L–W W–B B–Y R R W W B B
B–Y W–B L–W R–G BR–W
16 A 12 A 8 A 10 C 20 C 9 C 19 C 8 C 18 C 6 B 1 B 12 B 7 B 2 B
VA11 VA12 VA13 TBO GBO TB1 GB1 TB2 GB2 VA15 VA16 VA17 VA18 VA19
GND
9 G
c5(G), i1(A), j1(B), j2(C), u1(D), u2(E), v1(F)
Battery Voltage Sensor
W–B
7 Rc2
W–B
W–B
1 B
2 B
R25(A), R26(B)
Junction Connector
6 A
W–B
W–B
4
7
R28
Junction Connector
W–B
R1

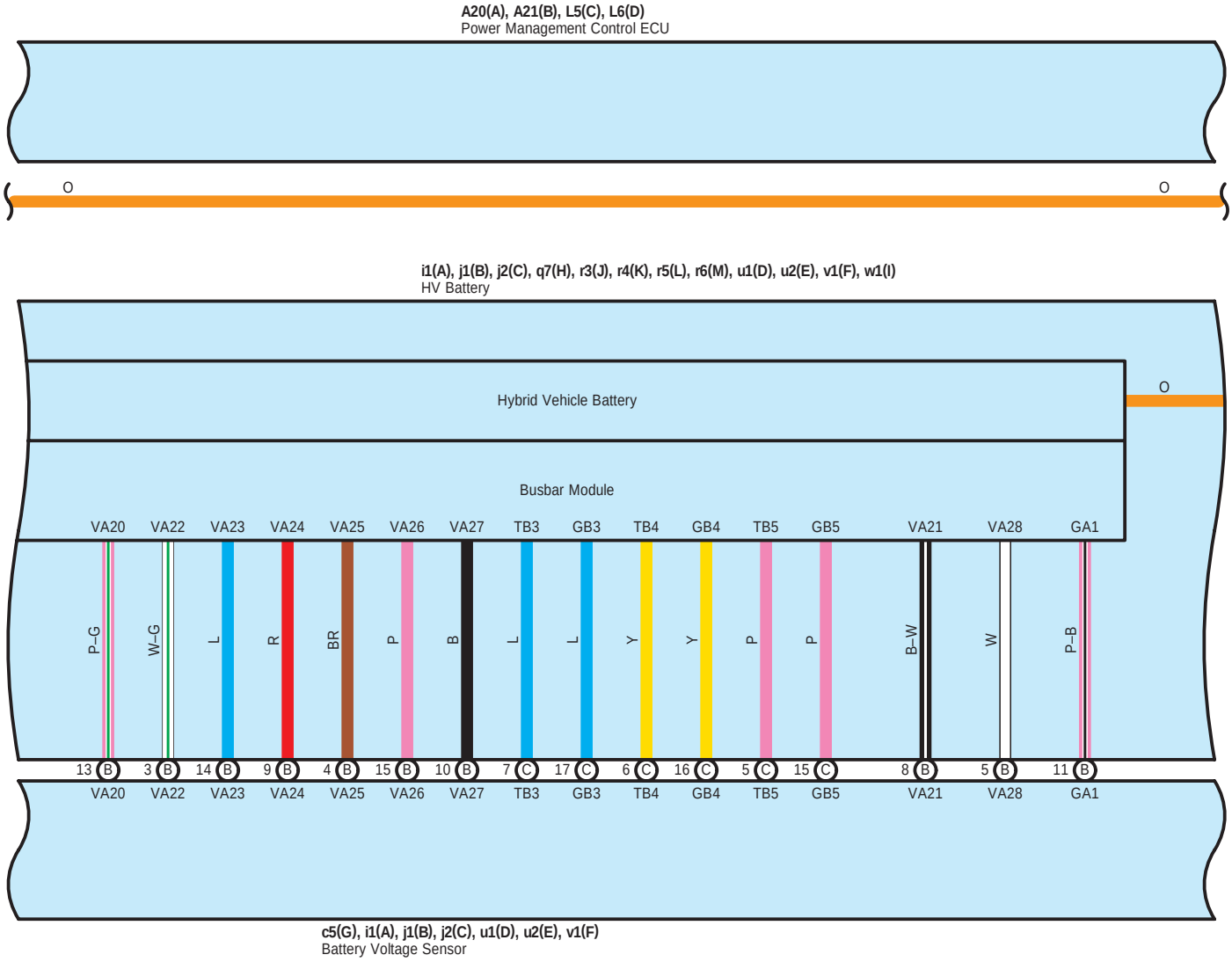
A20(A), A21(B), L5(C), L6(D)
Power Management Control ECU
O
O
i1(A), j1(B), j2(C), q7(H), r3(J), r4(K), r5(L), r6(M), u1(D), u2(E), v1(F), w1(I)
HV Battery
Hybrid Vehicle Battery
O
Busbar Module
VA20 VA22 VA23 VA24 VA25 VA26 VA27 TB3 GB3 TB4 GB4 TB5 GB5 VA21 VA28 GA1
P–G W–G L R BR P B L L Y Y P P B–W W P–B
13 B 3 B 14 B 9 B 4 B 15 B 10 B 7 C 17 C 6 C 16 C 5 C 15 C 8 B 5 B 11 B
VA20 VA22 VA23 VA24 VA25 VA26 VA27 TB3 GB3 TB4 GB4 TB5 GB5 VA21 VA28 GA1
c5(G), i1(A), j1(B), j2(C), u1(D), u2(E), v1(F)
Battery Voltage Sensor

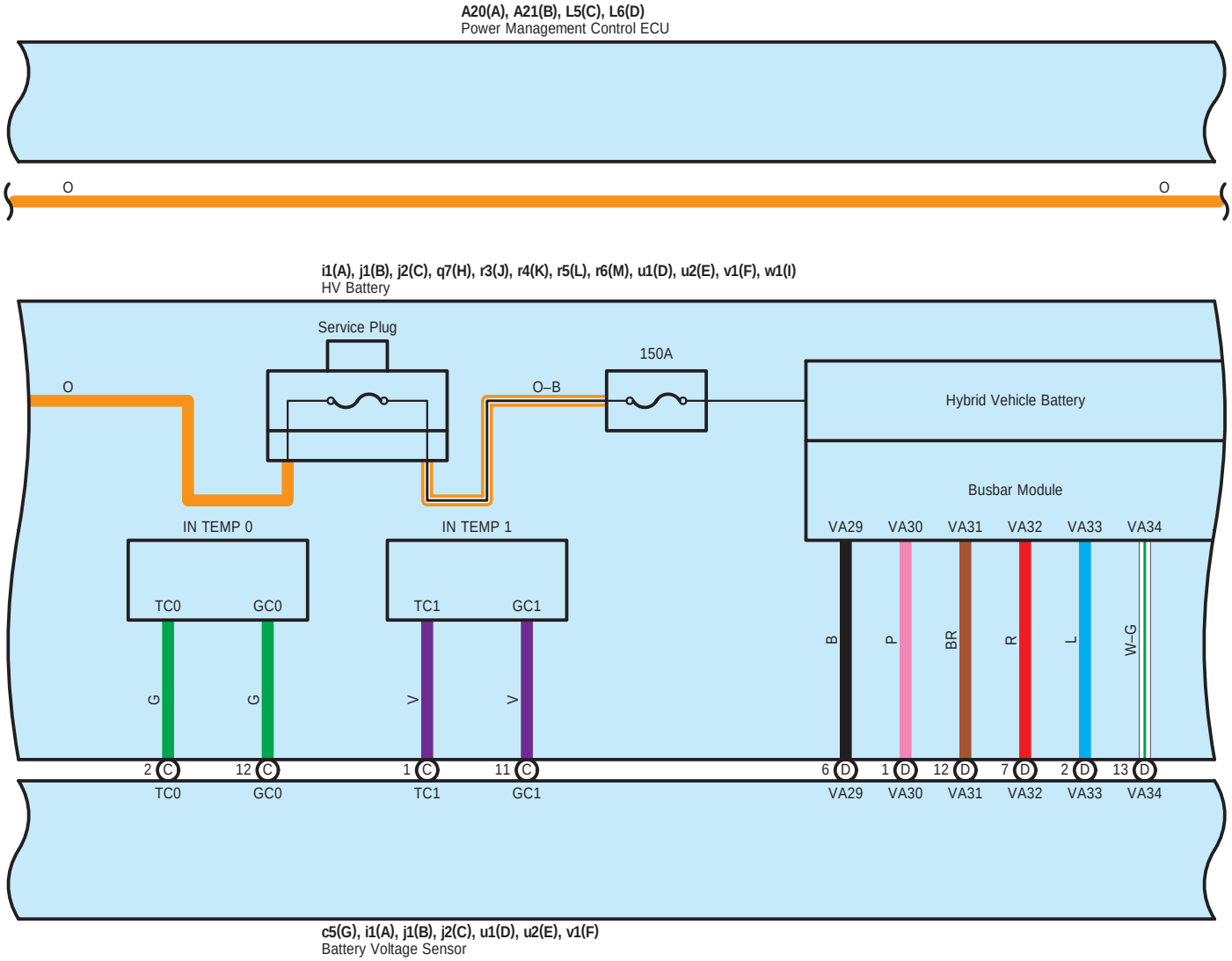
A20(A), A21(B), L5(C), L6(D)
Power Management Control ECU
O
O
i1(A), j1(B), j2(C), q7(H), r3(J), r4(K), r5(L), r6(M), u1(D), u2(E), v1(F), w1(I)
HV Battery
Service Plug
150A
O
O–B
Hybrid Vehicle Battery
Busbar Module
IN TEMP 0
IN TEMP 1
VA29
VA30
VA31
VA32
VA33
VA34
TC0
GC0
TC1
GC1
G
G
V
V
B
P
BR
R
L
W–G
2 C
12 C
1 C
11 C
6 D
1 D
12 D
7 D
2 D
13 D
TC0
GC0
TC1
GC1
VA29
VA30
VA31
VA32
VA33
VA34
c5(G), i1(A), j1(B), j2(C), u1(D), u2(E), v1(F)
Battery Voltage Sensor

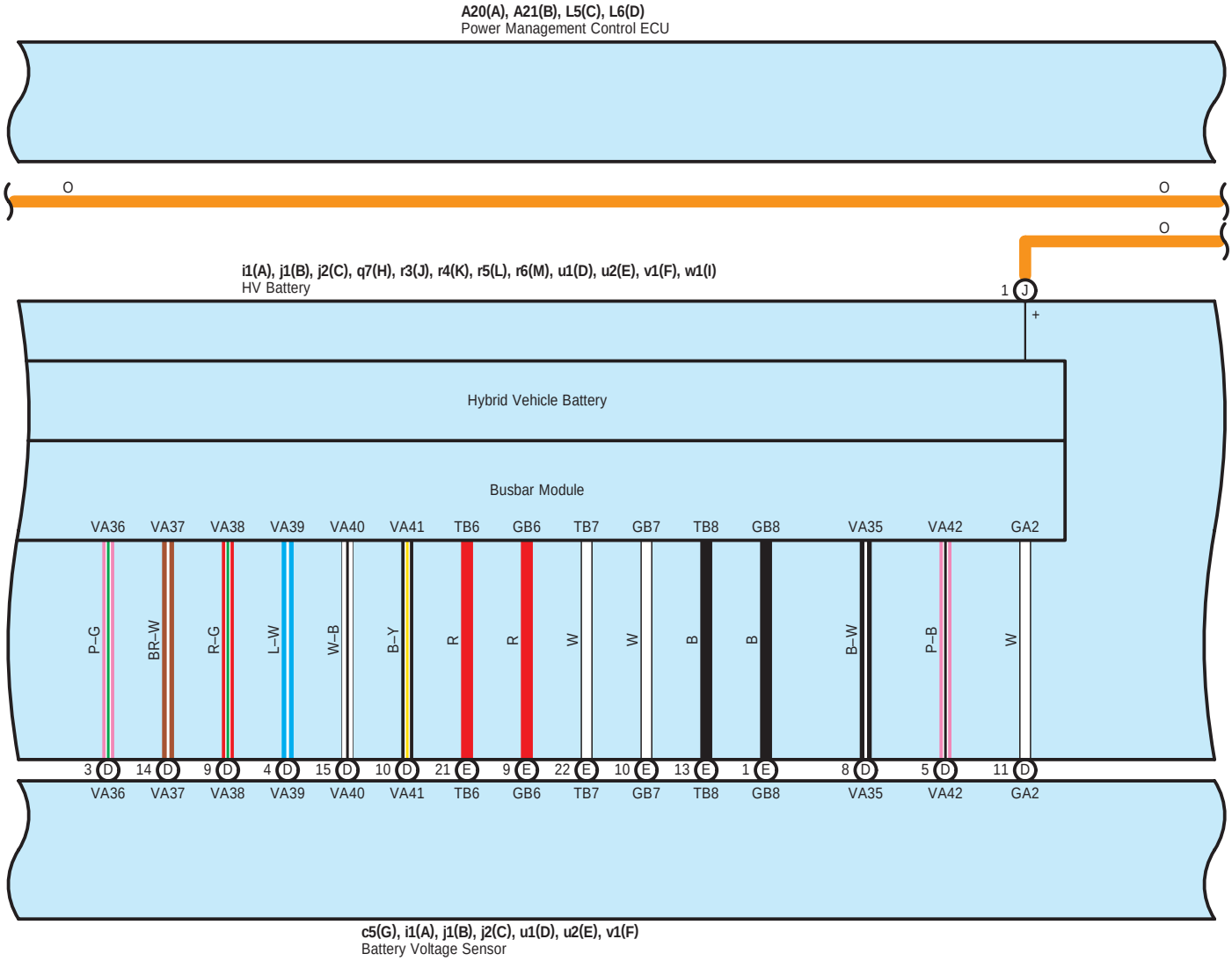
A20(A), A21(B), L5(C), L6(D)
Power Management Control ECU
O
O
O
i1(A), j1(B), j2(C), q7(H), r3(J), r4(K), r5(L), r6(M), u1(D), u2(E), v1(F), w1(I)
HV Battery
1 J
+
Hybrid Vehicle Battery
Busbar Module
VA36 VA37 VA38 VA39 VA40 VA41 TB6 GB6 TB7 GB7 TB8 GB8 VA35 VA42 GA2
P–G BR–W R–G L–W W–B B–Y R R W W B B B–W P–B W
3 D 14 D 9 D 4 D 15 D 10 D 21 E 9 E 22 E 10 E 13 E 1 E 8 D 5 D 11 D
VA36 VA37 VA38 VA39 VA40 VA41 TB6 GB6 TB7 GB7 TB8 GB8 VA35 VA42 GA2
c5(G), i1(A), j1(B), j2(C), u1(D), u2(E), v1(F)
Battery Voltage Sensor

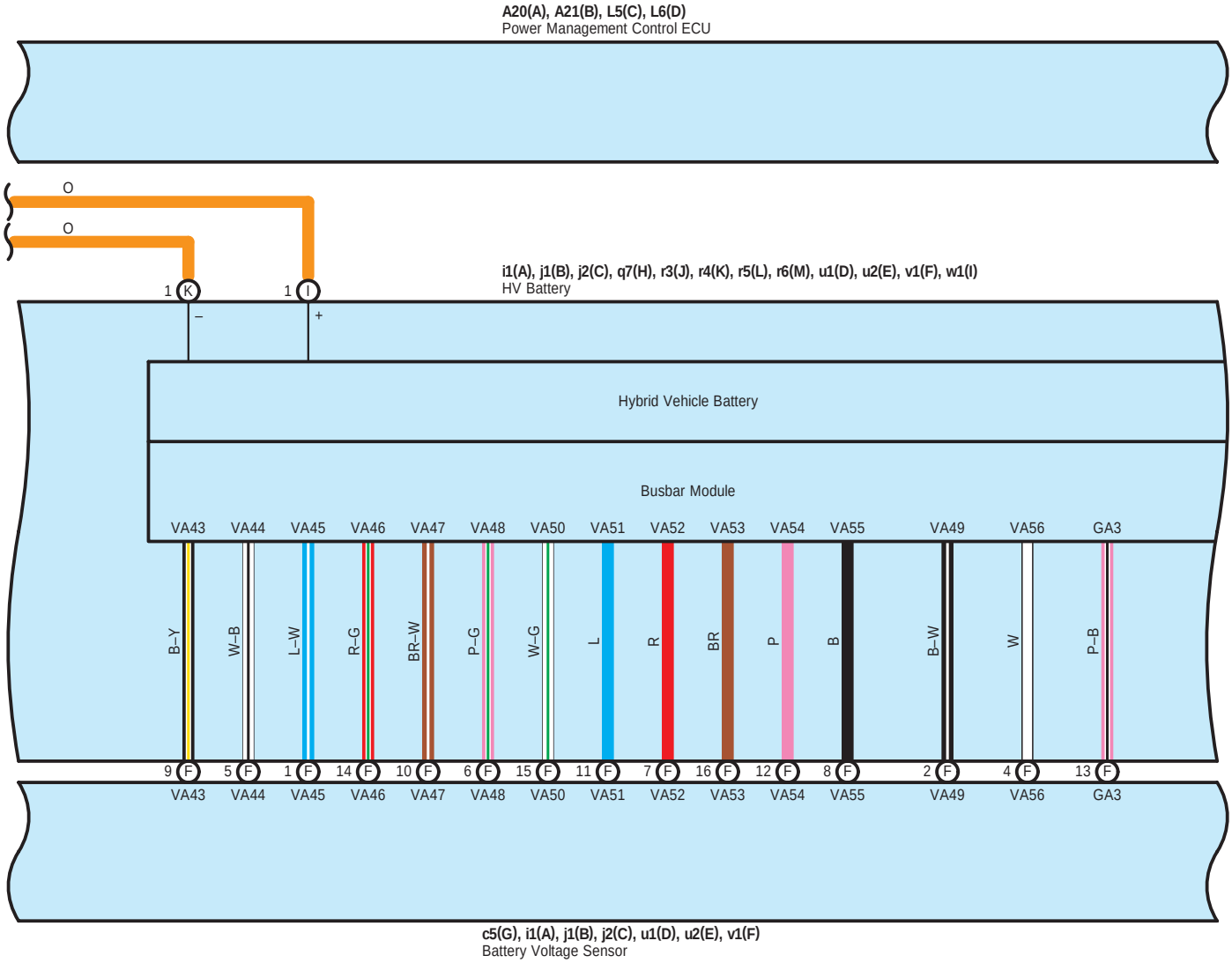
A20(A), A21(B), L5(C), L6(D)
Power Management Control ECU
O
O
1 K
1 I
i1(A), j1(B), j2(C), q7(H), r3(J), r4(K), r5(L), r6(M), u1(D), u2(E), v1(F), w1(I)
HV Battery
–
+
Hybrid Vehicle Battery
Busbar Module
VA43 VA44 VA45 VA46 VA47 VA48 VA50 VA51 VA52 VA53 VA54 VA55 VA49 VA56 GA3
B–Y W–B L–W R–G BR–W P–G W–G L R BR P B B–W W P–B
9 F 5 F 1 F 14 F 10 F 6 F 15 F 11 F 7 F 16 F 12 F 8 F 2 F 4 F 13 F
VA43 VA44 VA45 VA46 VA47 VA48 VA50 VA51 VA52 VA53 VA54 VA55 VA49 VA56 GA3
c5(G), i1(A), j1(B), j2(C), u1(D), u2(E), v1(F)
Battery Voltage Sensor

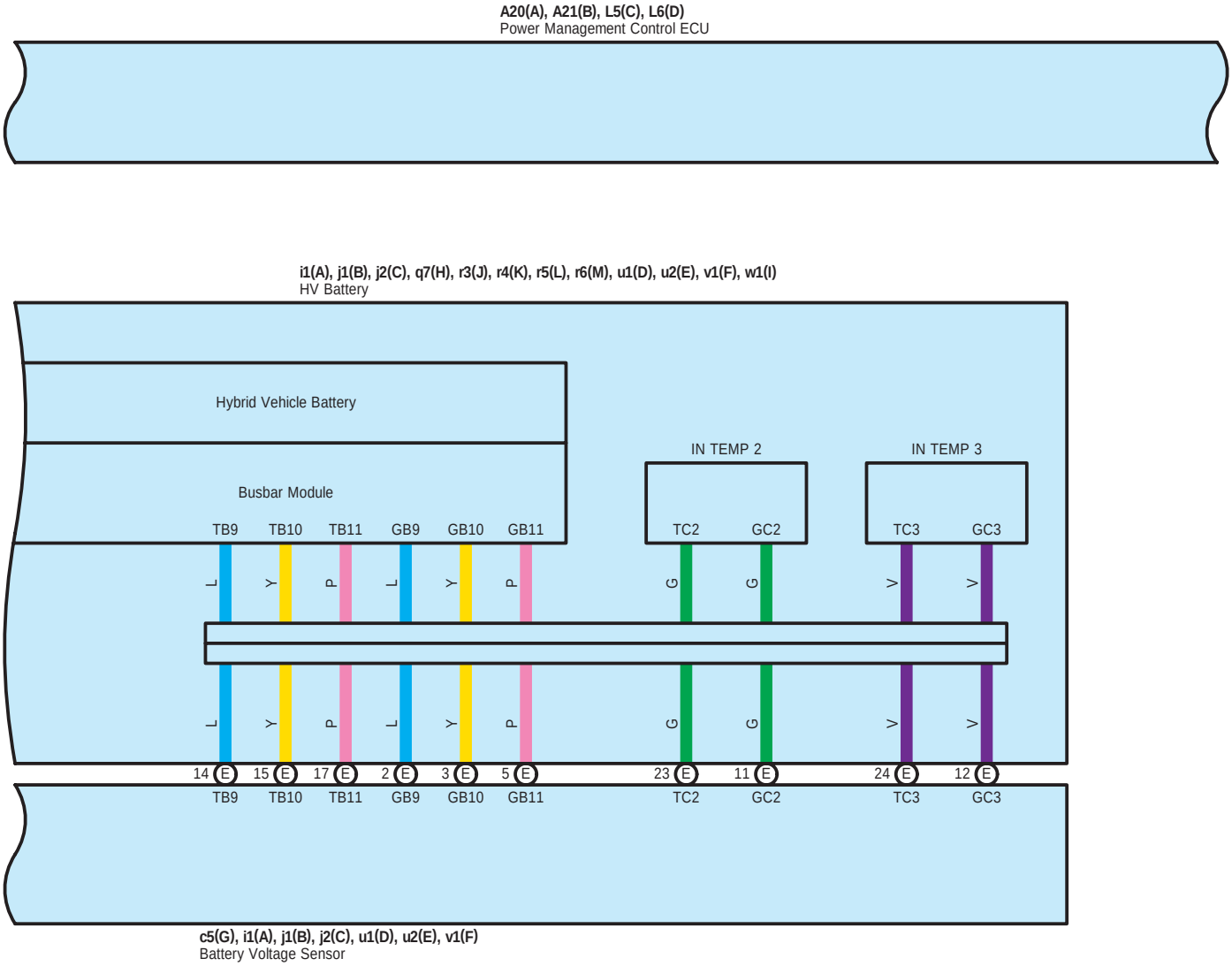
A20(A), A21(B), L5(C), L6(D)
Power Management Control ECU
i1(A), j1(B), j2(C), q7(H), r3(J), r4(K), r5(L), r6(M), u1(D), u2(E), v1(F), w1(I)
HV Battery
Hybrid Vehicle Battery
Busbar Module
IN TEMP 2
IN TEMP 3
TB9
TB10
TB11
GB9
GB10
GB11
TC2
GC2
TC3
GC3
L
Y
P
G
V
14 E
15 E
17 E
2 E
3 E
5 E
23 E
11 E
24 E
12 E
c5(G), i1(A), j1(B), j2(C), u1(D), u2(E), v1(F)
Battery Voltage Sensor

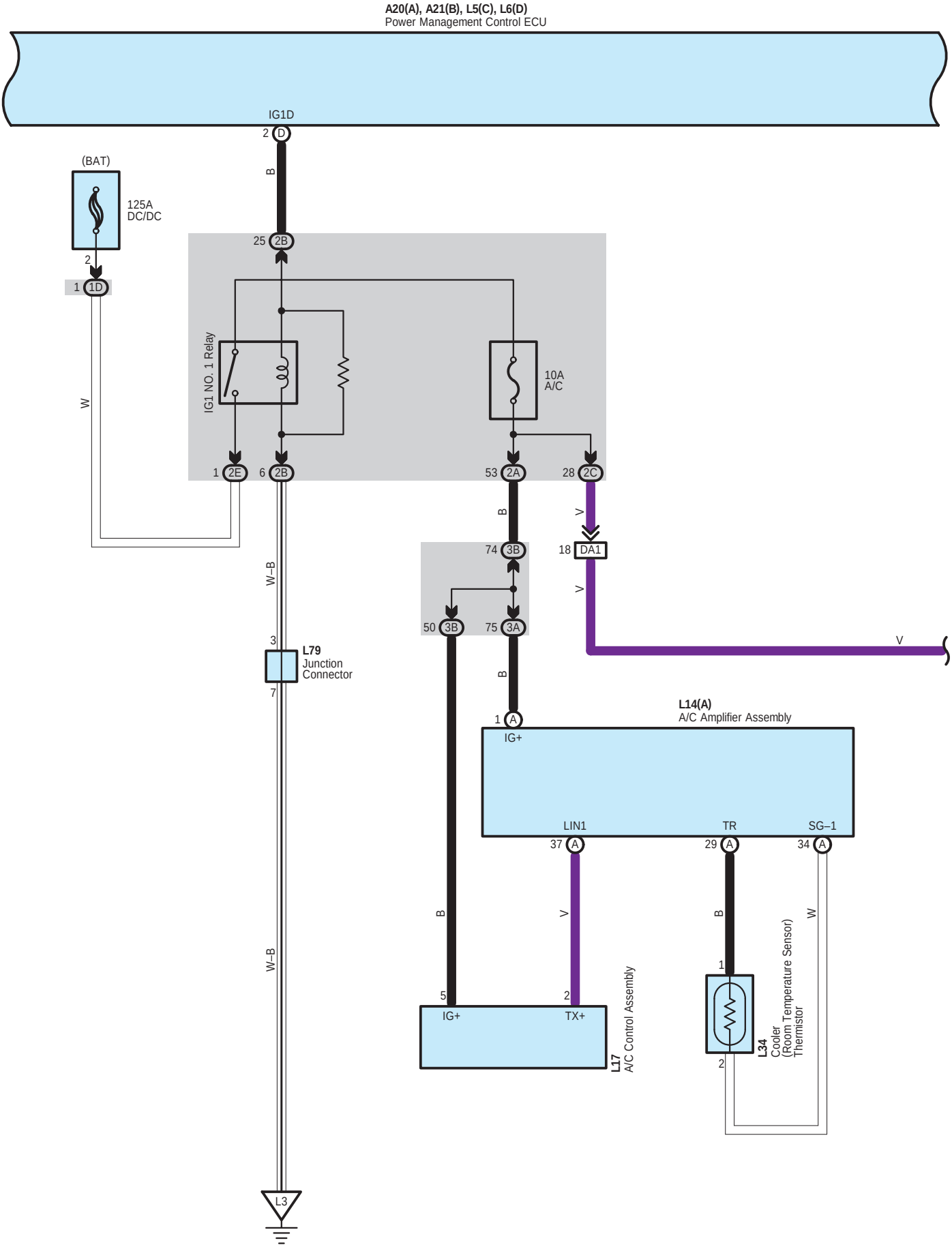
A20(A), A21(B), L5(C), L6(D)
Power Management Control ECU
IG1D
2 D
B
(BAT)
125A
DC/DC
2
1 1D
W
25 2B
IG1 NO. 1 Relay
10A
A/C
1 2E
6 2B
53 2A
28 2C
B
V
74 3B
18 DA1
V
50 3B
75 3A
V
W–B
3
L79
Junction
Connector
7
B
1 A
IG+
L14(A)
A/C Amplifier Assembly
LIN1
TR
SG–1
37 A
29 A
34 A
B
V
B
W
W–B
5
2
IG+
TX+
L17
A/C Control Assembly
1
2
L34
Cooler
(Room Temperature Sensor)
Thermistor
L3

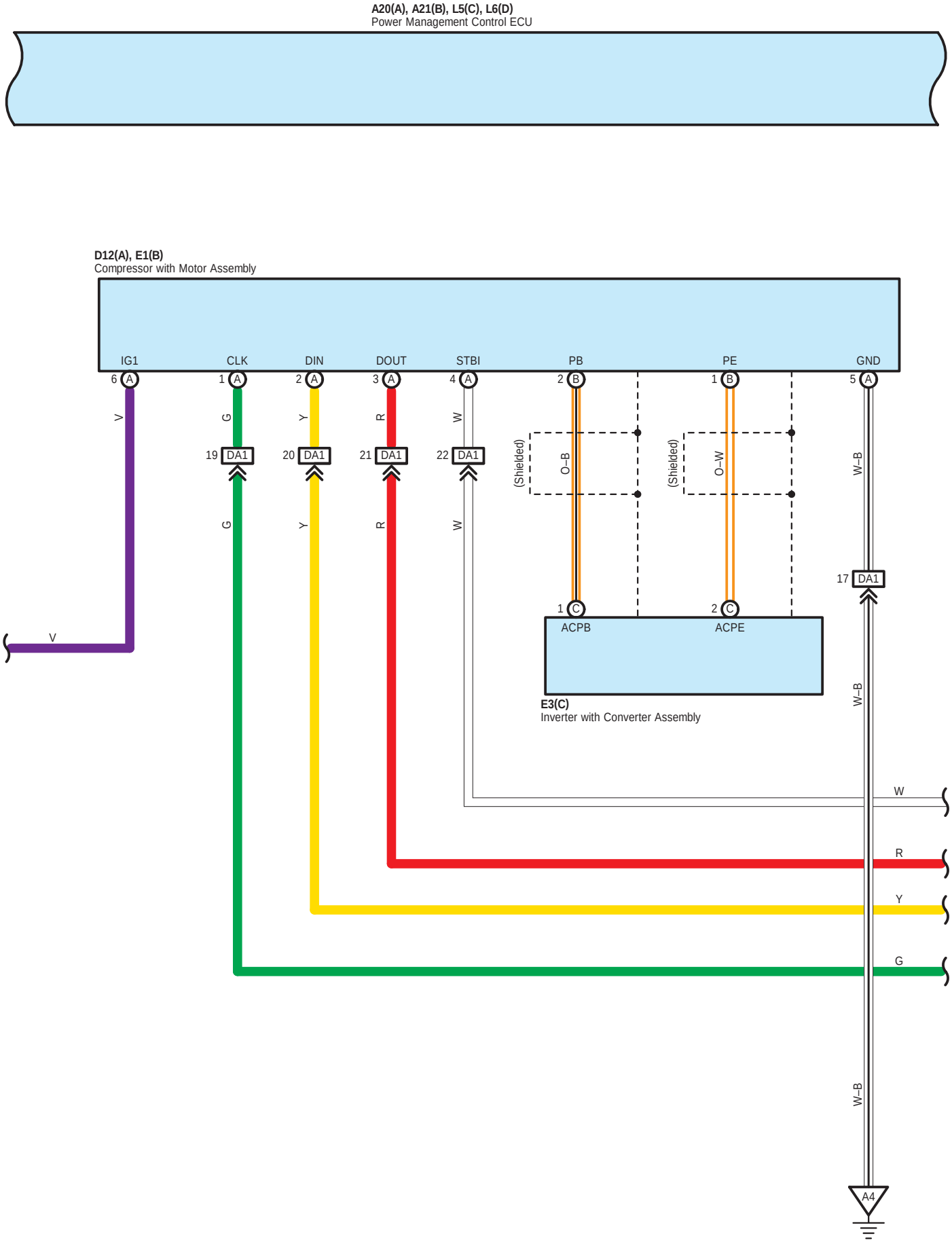
A20(A), A21(B), L5(C), L6(D)
Power Management Control ECU
D12(A), E1(B)
Compressor with Motor Assembly
IG1
CLK
DIN
DOUT
STBI
PB
PE
GND
6 A
1 A
2 A
3 A
4 A
2 B
1 B
5 A
V
G
Y
R
W
19 DA1
20 DA1
21 DA1
22 DA1
(Shielded)
O–B
(Shielded)
O–W
W–B
17 DA1
1 C
2 C
ACPB
ACPE
E3(C)
Inverter with Converter Assembly
V
W
R
Y
G
W–B
A4

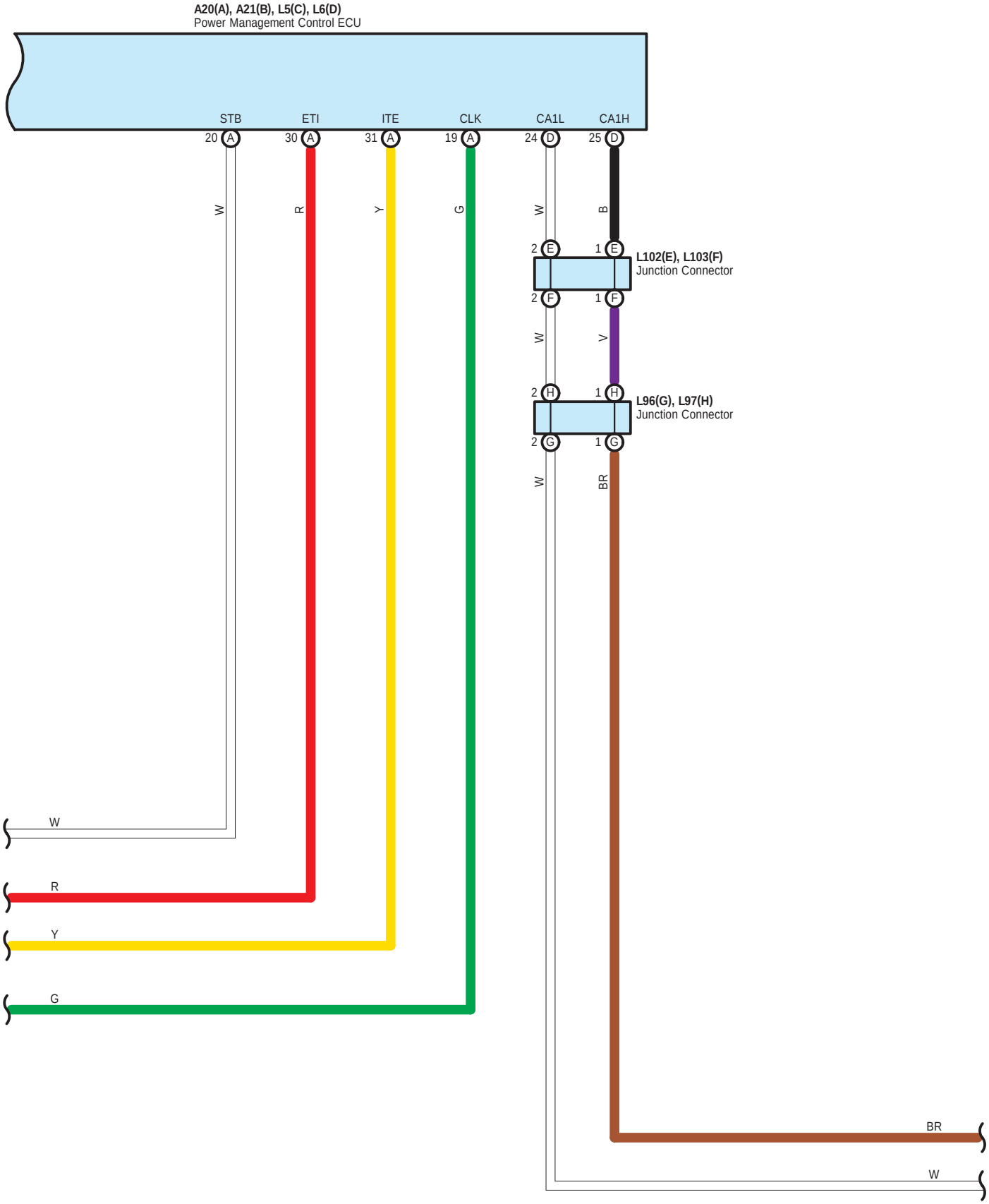
A20(A), A21(B), L5(C), L6(D)
Power Management Control ECU
STB
ETI
ITE
CLK
CA1L
CA1H
20 A
30 A
31 A
19 A
24 D
25 D
W
R
Y
G
W
B
2 E
1 E
L102(E), L103(F)
Junction Connector
2 F
1 F
W
V
2 H
1 H
L96(G), L97(H)
Junction Connector
2 G
1 G
W
BR
W
R
Y
G
BR
W

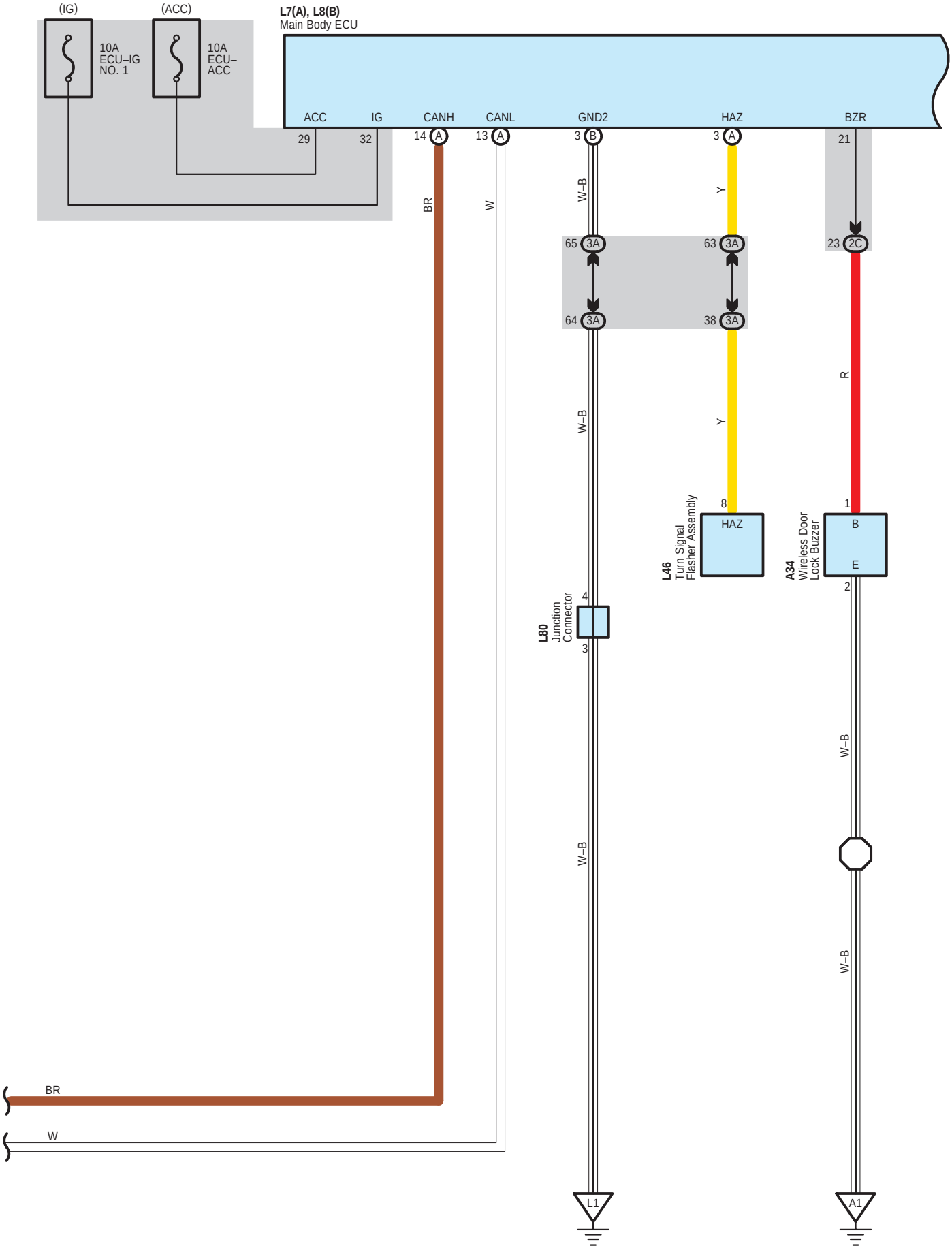
(IG)
(ACC)
10A
ECU–IG
NO. 1
10A
ECU–
ACC
L7(A), L8(B)
Main Body ECU
ACC
IG
CANH
CANL
GND2
HAZ
BZR
29
32
14 A
13 A
3 B
3 A
21
BR
W
W–B
Y
65 3A
64 3A
63 3A
38 3A
23 2C
R
W–B
Y
8
HAZ
L46
Turn Signal
Flasher Assembly
1
B
E
A34
Wireless Door
Lock Buzzer
2
L80
Junction
Connector
4
3
W–B
W–B
W–B
BR
W
L1
A1

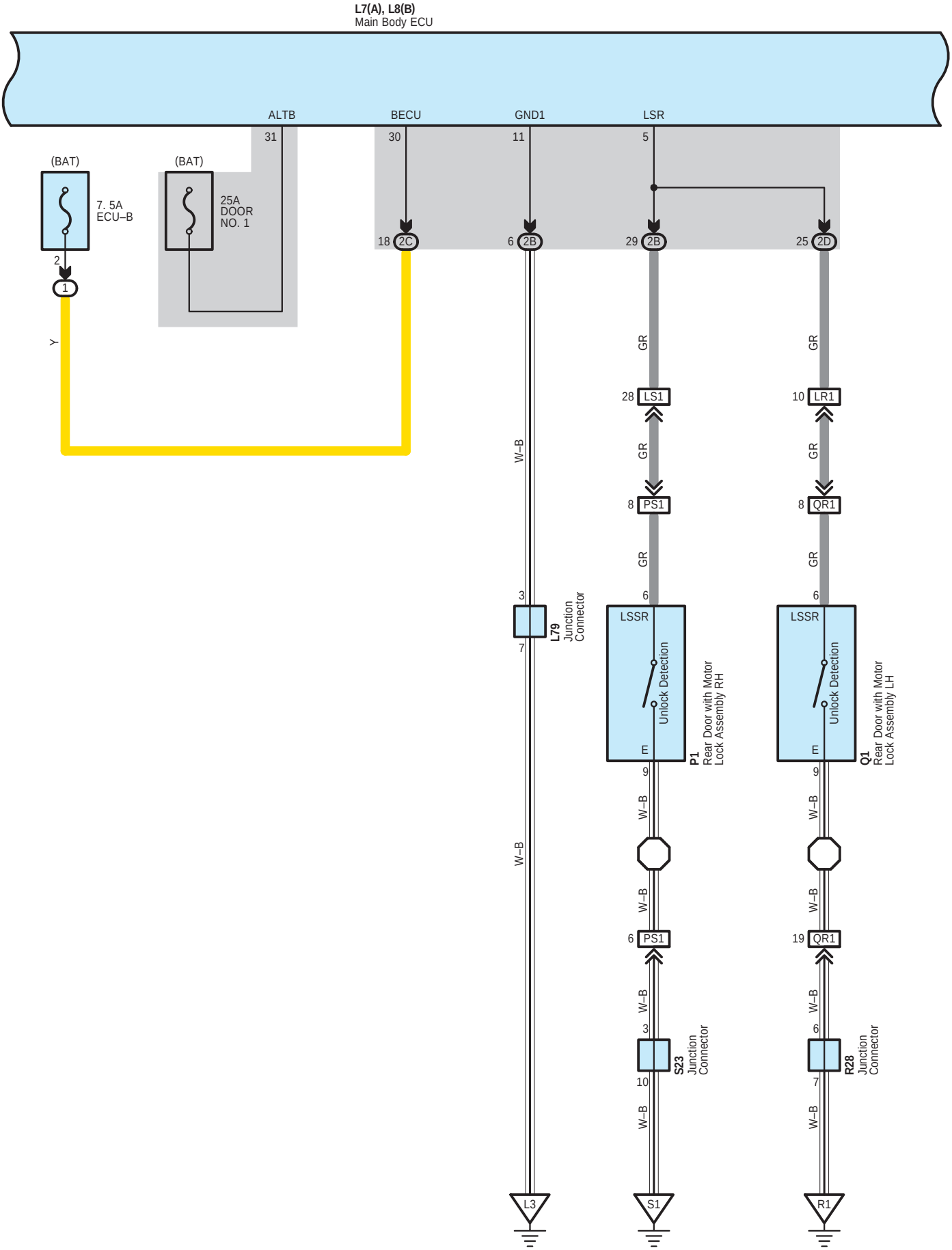
L7(A), L8(B)
Main Body ECU
ALTB
BECU
GND1
LSR
31
30
11
5
(BAT)
7. 5A
ECU–B
(BAT)
25A
DOOR
NO. 1
2
1
Y
18 2C
6 2B
29 2B
25 2D
GR
28 LS1
10 LR1
8 PS1
8 QR1
W–B
3
7
L79
Junction
Connector
6
LSSR
Unlock Detection
E
P1
Rear Door with Motor
Lock Assembly RH
9
Q1
Rear Door with Motor
Lock Assembly LH
6 PS1
19 QR1
10
S23
Junction
Connector
R28
Junction
Connector
L3
S1
R1

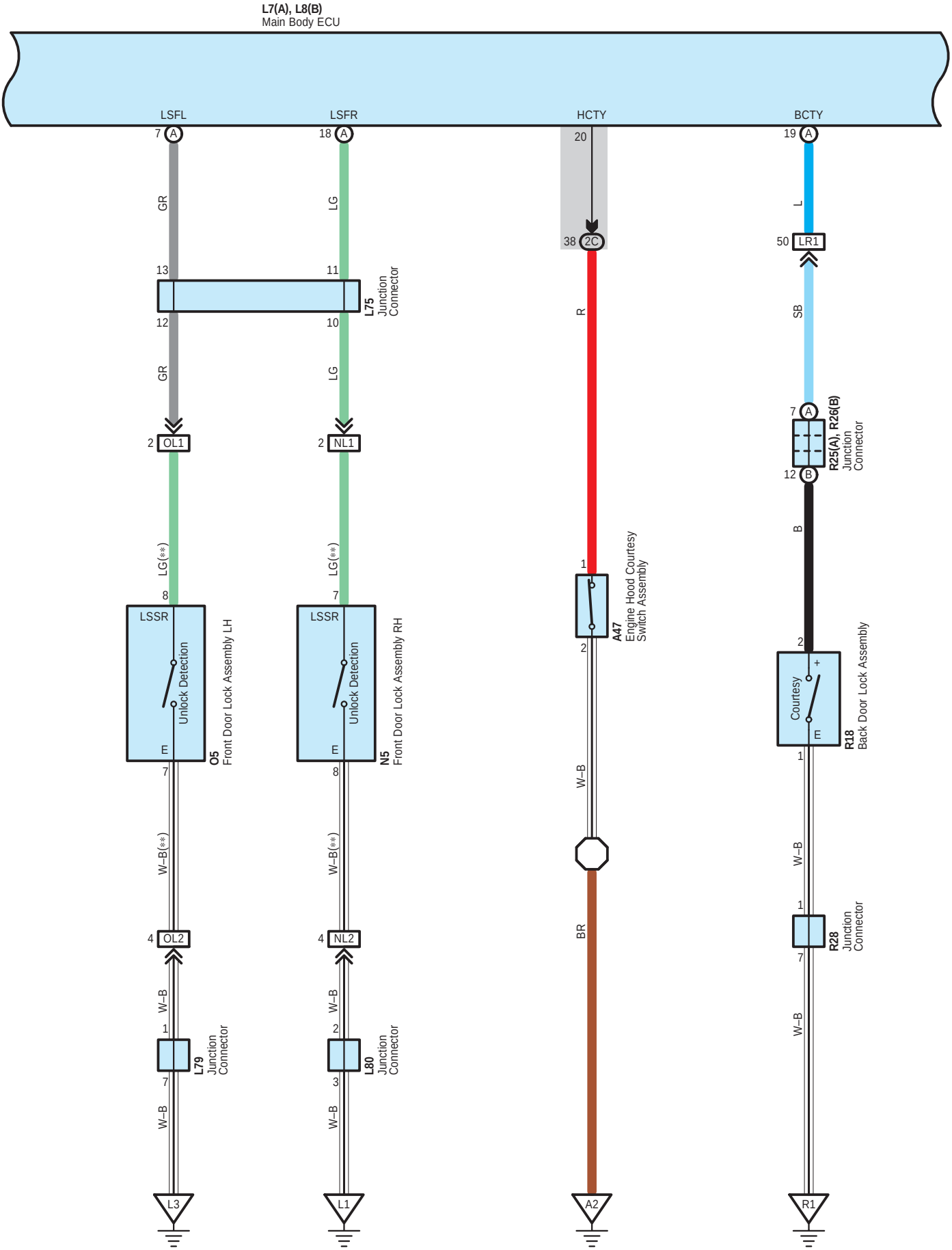
L7(A), L8(B)
Main Body ECU
LSFL
LSFR
HCTY
BCTY
7 A
18 A
20
38 2C
19 A
GR
LG
L
13
11
12
10
L75
Junction
Connector
50 LR1
SB
2 OL1
2 NL1
7 A
12 B
R25(A), R26(B)
Junction
Connector
LG(**)
B
8
7
1
2
LSSR
Unlock Detection
E
O5
Front Door Lock Assembly LH
N5
Front Door Lock Assembly RH
A47
Engine Hood Courtesy
Switch Assembly
Courtesy
+
R18
Back Door Lock Assembly
W–B
W–B(**)
4 OL2
4 NL2
BR
R28
Junction
Connector
L79
Junction
Connector
L80
Junction
Connector
L3
L1
A2
R1

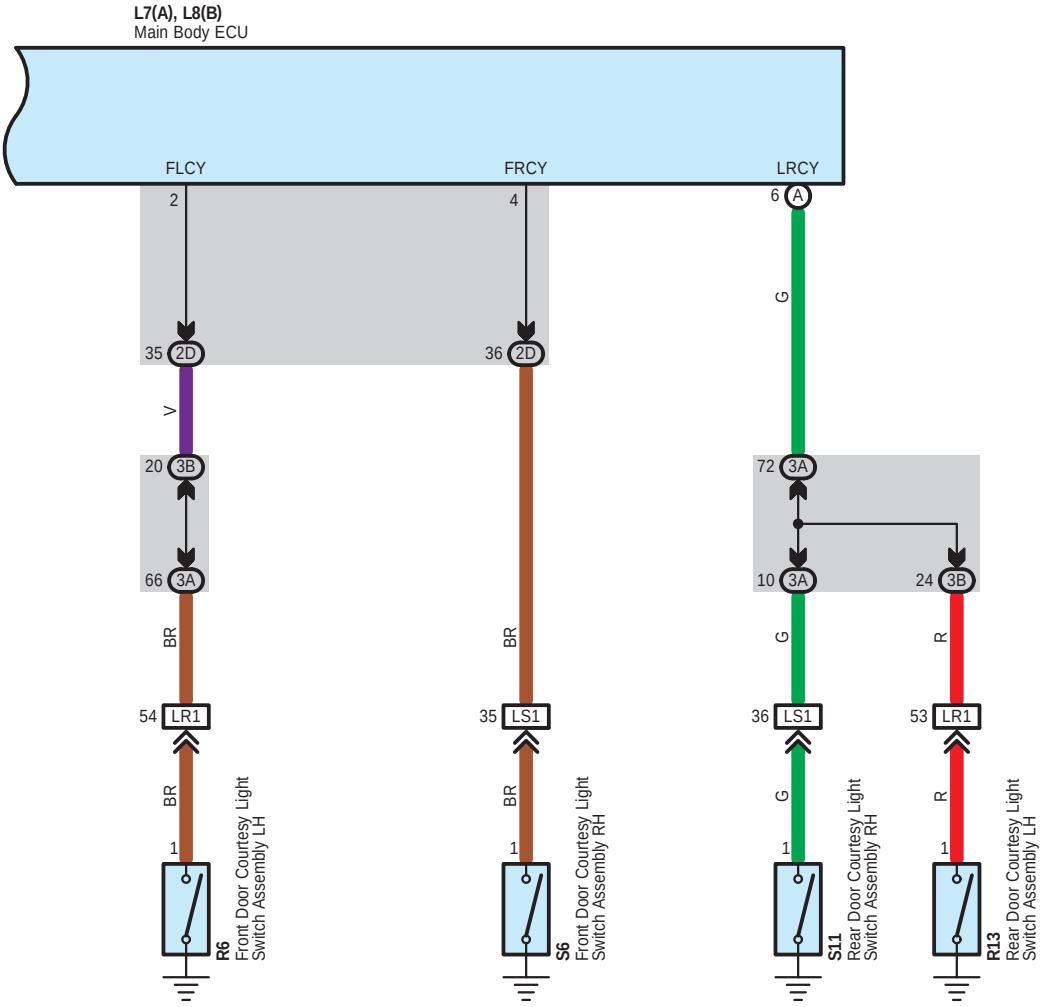

When wiring colors are indicated with (**), either the colored wiring (general wiring) or the painted wiring is used.

A 20
Gray

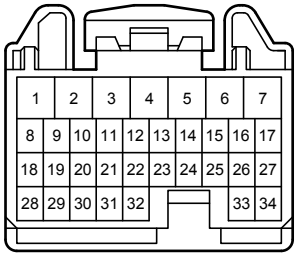

A 21
Gray

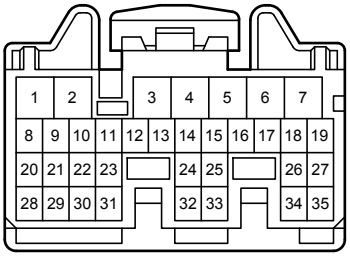

A 26
White

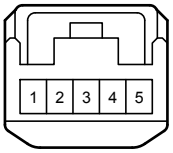

A 34
Gray



A 47
Black

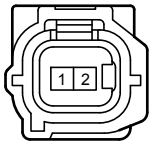

A 49
White

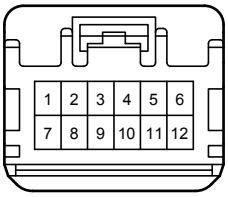

A 50
White

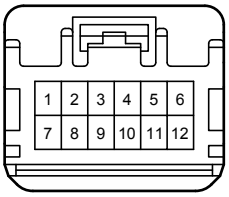

A 54
Black

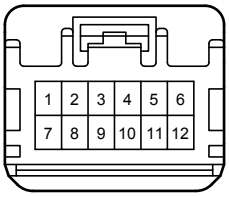

A 55
White

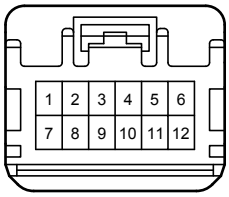

A 58
Black

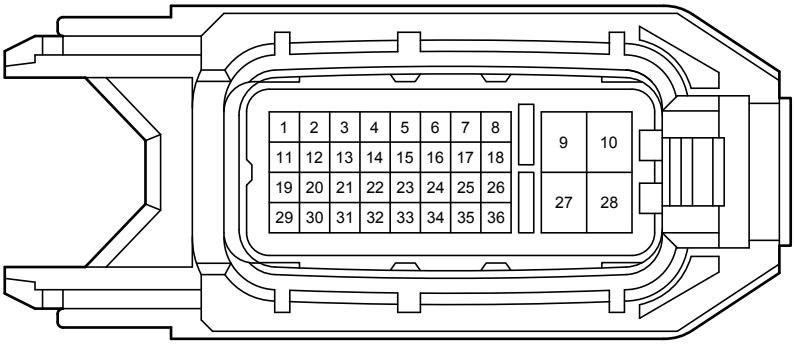

B 1

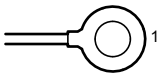

D 8
Black

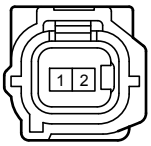

D 12
Black



E 1
Orange

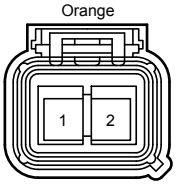

E 3
White

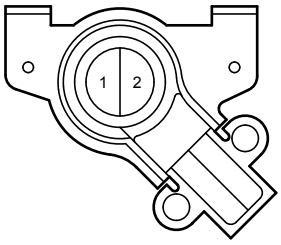

L 5
Gray

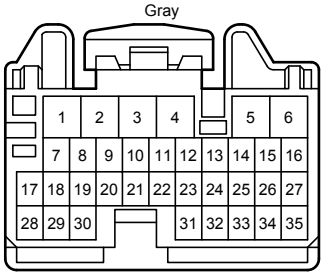

L 6
Gray

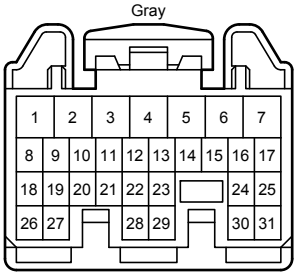

L 7
White

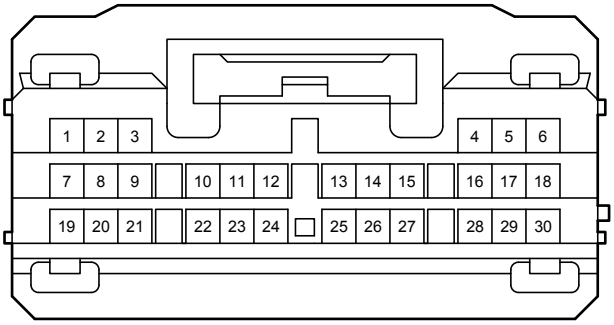

L 8
White

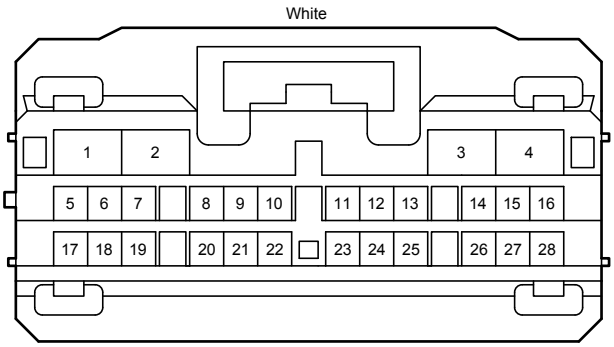

L 14
White

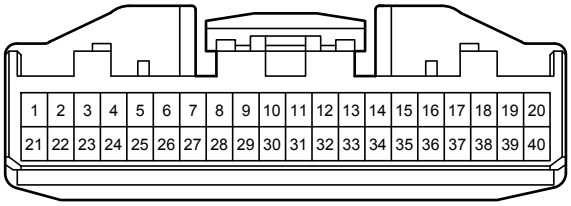

L 17
Gray

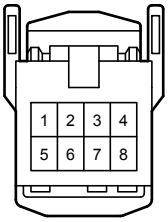

L 34
Black

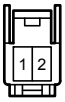

L 46
Blue

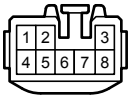

L 73
Black

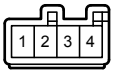

L 75
Black

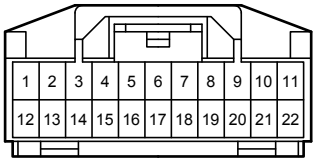

L 78
Gray

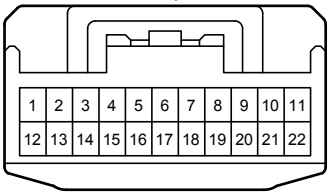

L 79
White

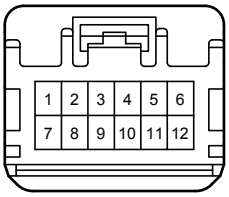

L 80
White

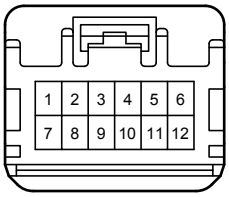

L 96
White

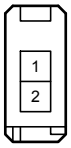

L 97
White

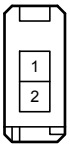

L102
White

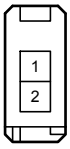

L103
White

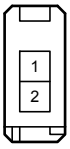

N 5
White

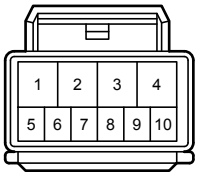

O 5
White

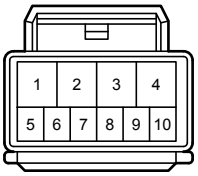

P 1
White

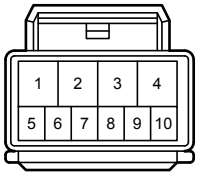

Q 1
White

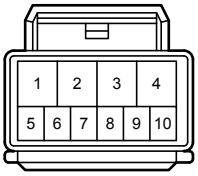

R 6
Black

R 13
Black

R 18
White

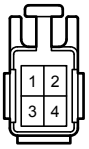

R 25
White



R 26
White



R 28
Black

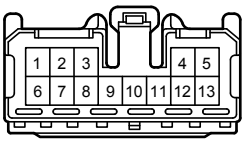

S 6
Black

S 11
Black

S 20
White

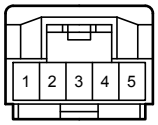

S 21
White

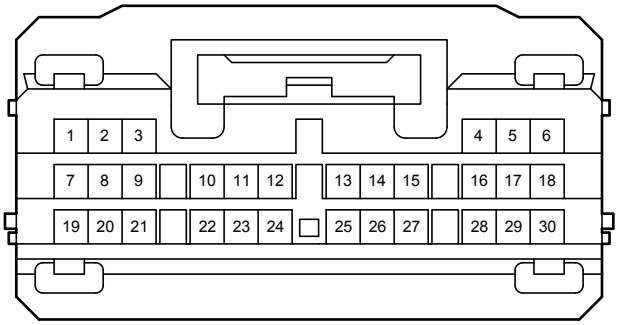

S 23
White

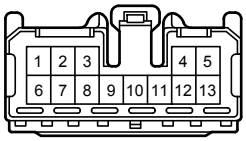

T 1
White



T 2

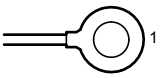

T 3

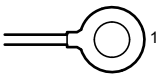

T 4

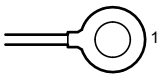

a 2
Orange

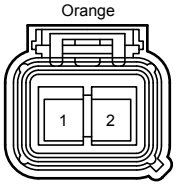

a 3
White

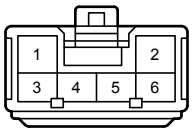

c 5
Black

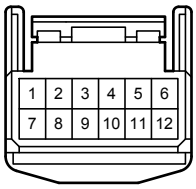

c 6
White

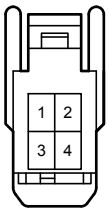

c 9
White

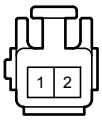

g 1
Black

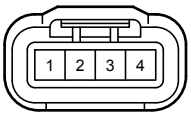

i 1
Orange

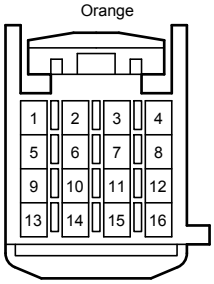

j 1
Orange

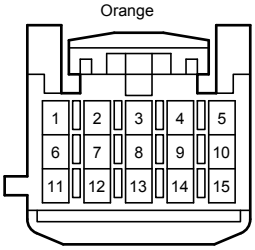

j 2
White

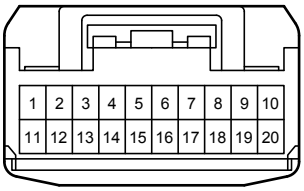

o 9
White

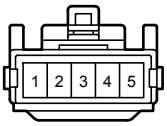

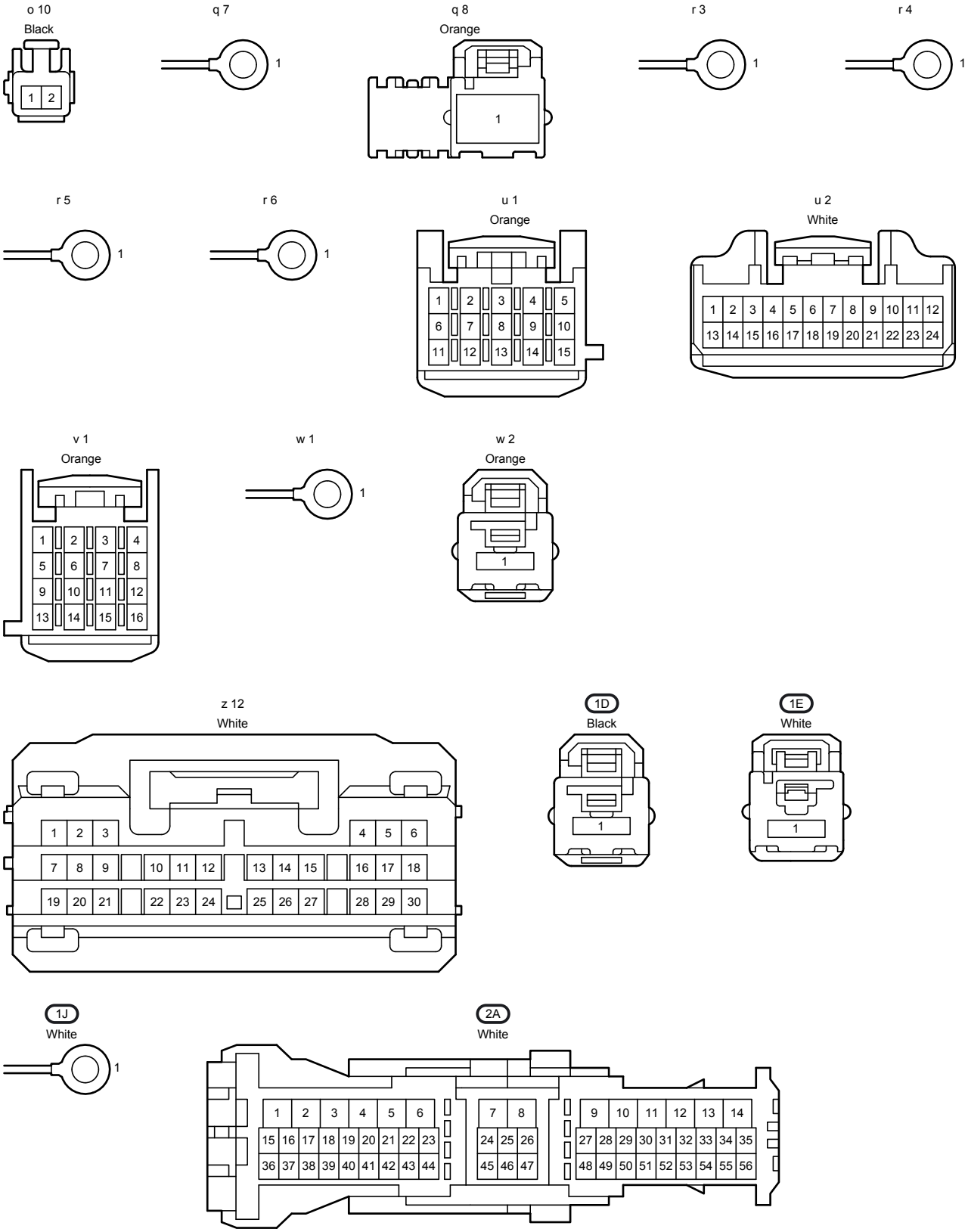
o 10
Black
q 7
q 8
Orange
r 3
r 4
r 5
r 6
u 1
Orange
u 2
White
v 1
Orange
w 1
w 2
Orange
z 12
White
1D
Black
1E
White
1J
White
2A
White

2B
White

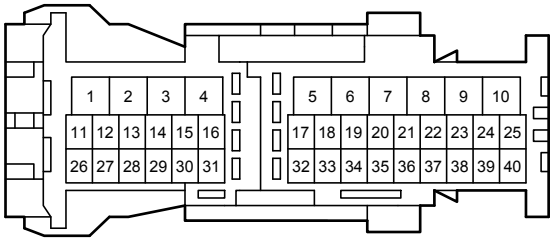

2C
White

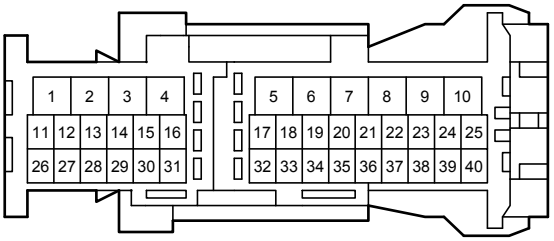

2D
White

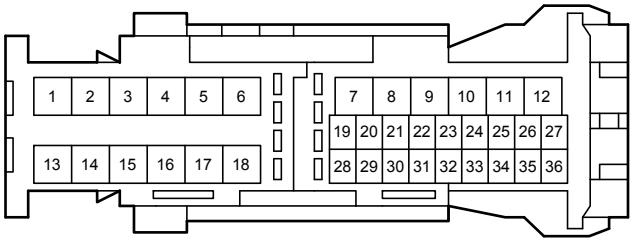

2E
White

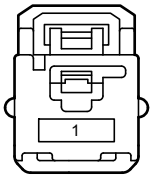

3A
White

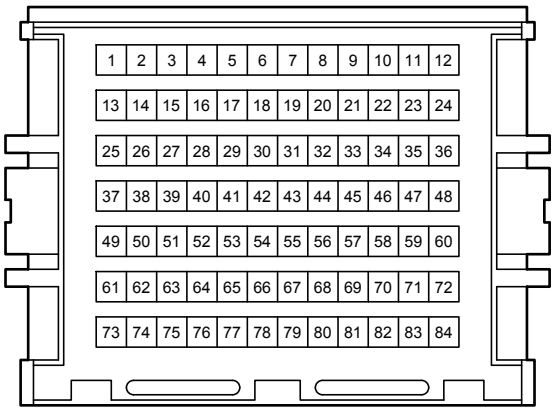

3B
White

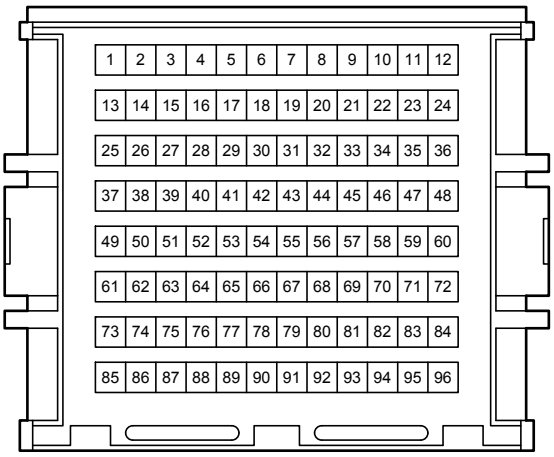

AL2
Gray

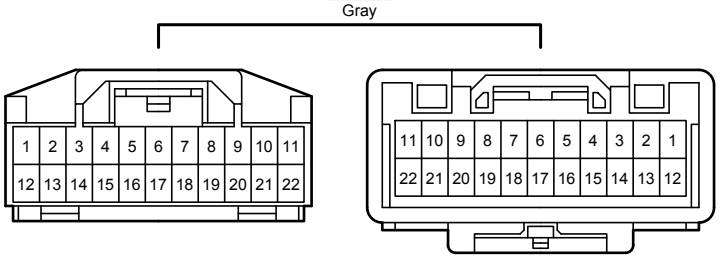

AR1
White

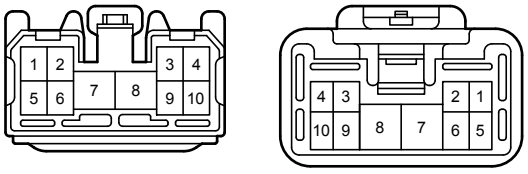

Ag1
Black

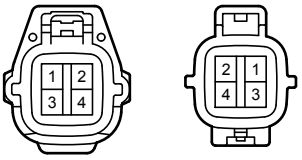

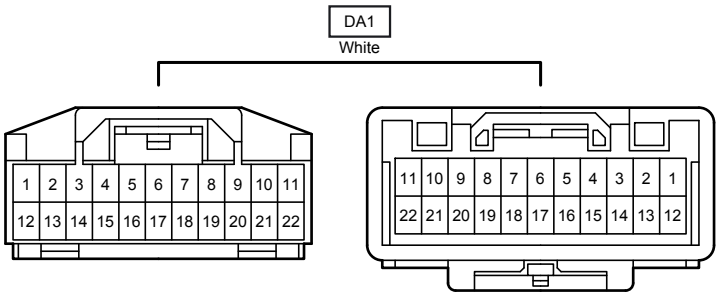
DA1
White
1 2 3 4 5 6 7 8 9 10 11
12 13 14 15 16 17 18 19 20 21 22
11 10 9 8 7 6 5 4 3 2 1
22 21 20 19 18 17 16 15 14 13 12

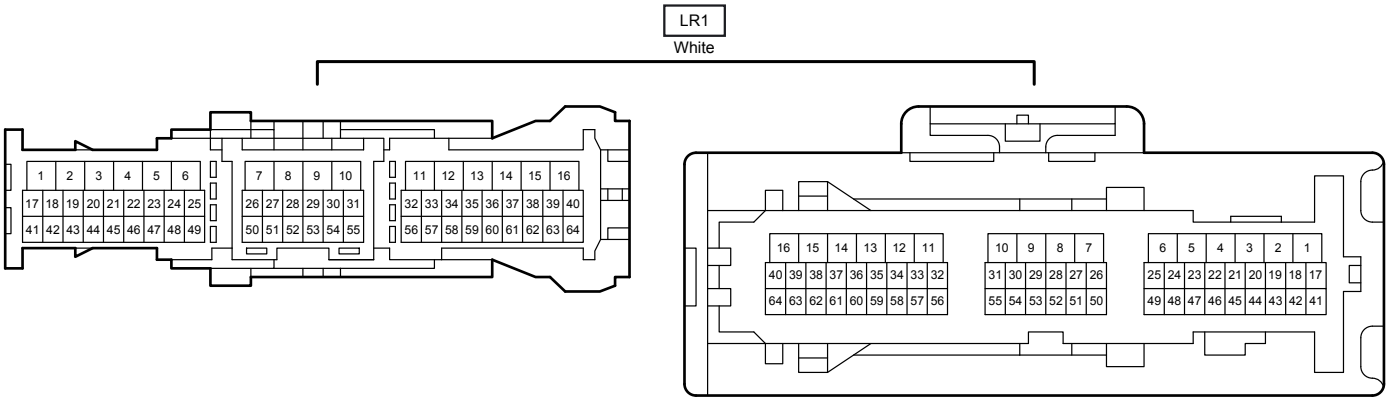
LR1
White
1 2 3 4 5 6 7 8 9 10 11 12 13 14 15 16
17 18 19 20 21 22 23 24 25 26 27 28 29 30 31 32 33 34 35 36 37 38 39 40
41 42 43 44 45 46 47 48 49 50 51 52 53 54 55 56 57 58 59 60 61 62 63 64
16 15 14 13 12 11 10 9 8 7 6 5 4 3 2 1
40 39 38 37 36 35 34 33 32 31 30 29 28 27 26 25 24 23 22 21 20 19 18 17
64 63 62 61 60 59 58 57 56 55 54 53 52 51 50 49 48 47 46 45 44 43 42 41

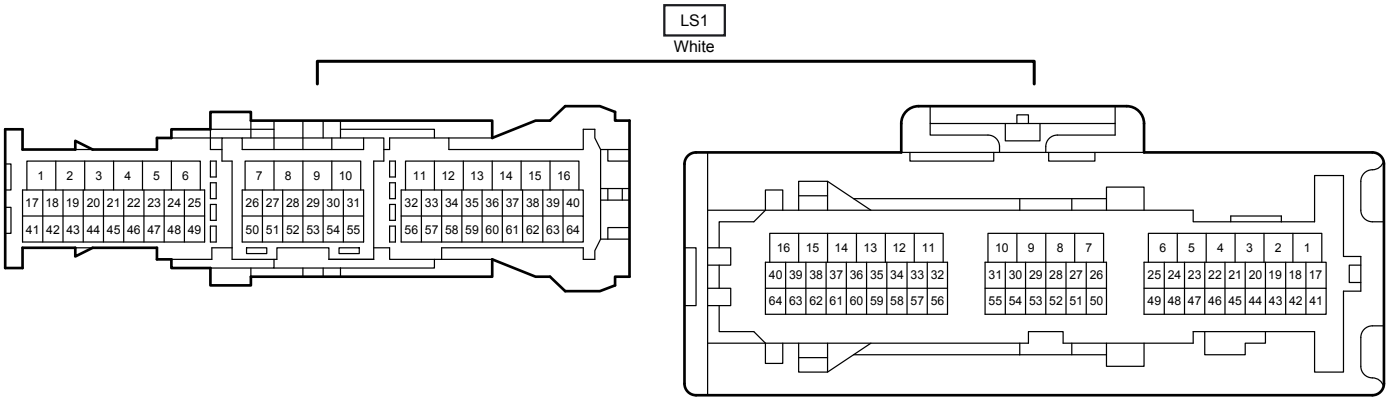
LS1
White
1 2 3 4 5 6 7 8 9 10 11 12 13 14 15 16
17 18 19 20 21 22 23 24 25 26 27 28 29 30 31 32 33 34 35 36 37 38 39 40
41 42 43 44 45 46 47 48 49 50 51 52 53 54 55 56 57 58 59 60 61 62 63 64
16 15 14 13 12 11 10 9 8 7 6 5 4 3 2 1
40 39 38 37 36 35 34 33 32 31 30 29 28 27 26 25 24 23 22 21 20 19 18 17
64 63 62 61 60 59 58 57 56 55 54 53 52 51 50 49 48 47 46 45 44 43 42 41

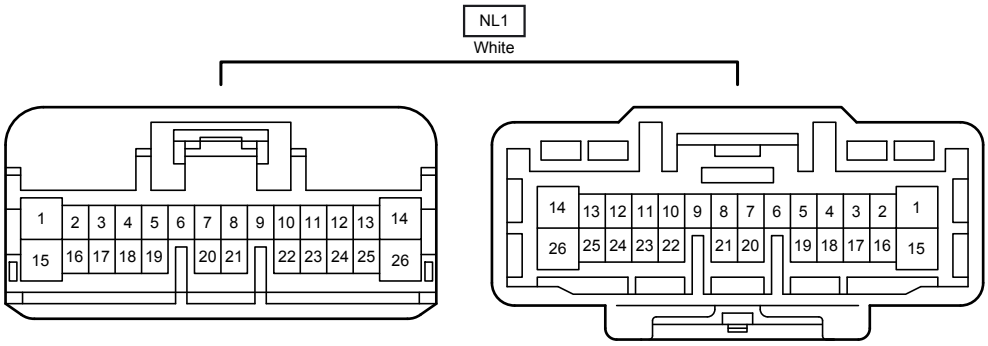
NL1
White
1 2 3 4 5 6 7 8 9 10 11 12 13 14
15 16 17 18 19 20 21 22 23 24 25 26
14 13 12 11 10 9 8 7 6 5 4 3 2 1
26 25 24 23 22 21 20 19 18 17 16 15

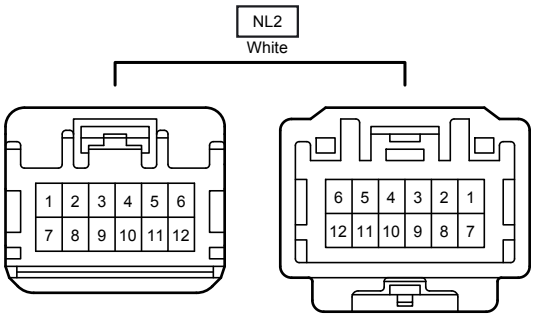
NL2
White
1 2 3 4 5 6
7 8 9 10 11 12
6 5 4 3 2 1
12 11 10 9 8 7

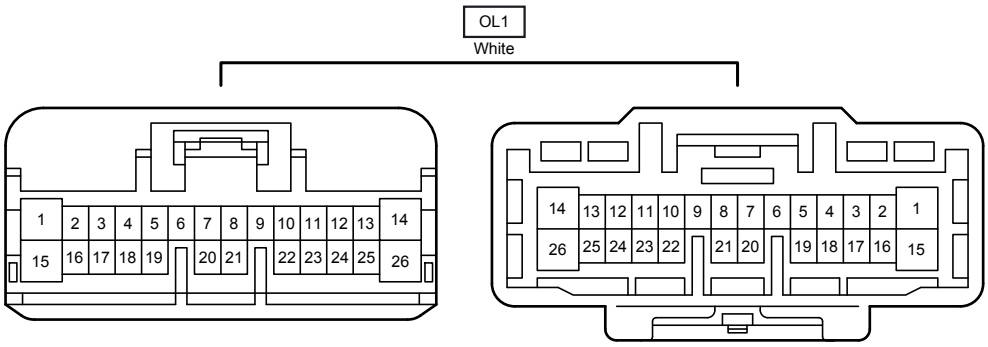
OL1
White
1 2 3 4 5 6 7 8 9 10 11 12 13 14
15 16 17 18 19 20 21 22 23 24 25 26
14 13 12 11 10 9 8 7 6 5 4 3 2 1
26 25 24 23 22 21 20 19 18 17 16 15

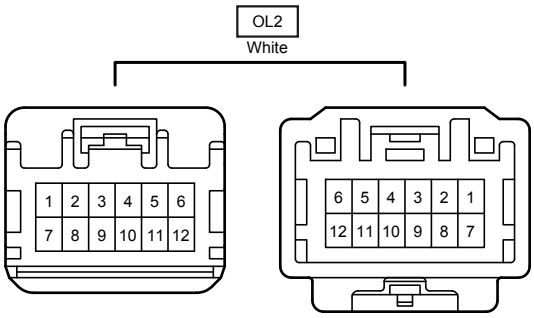
OL2
White
1 2 3 4 5 6
7 8 9 10 11 12
6 5 4 3 2 1
12 11 10 9 8 7

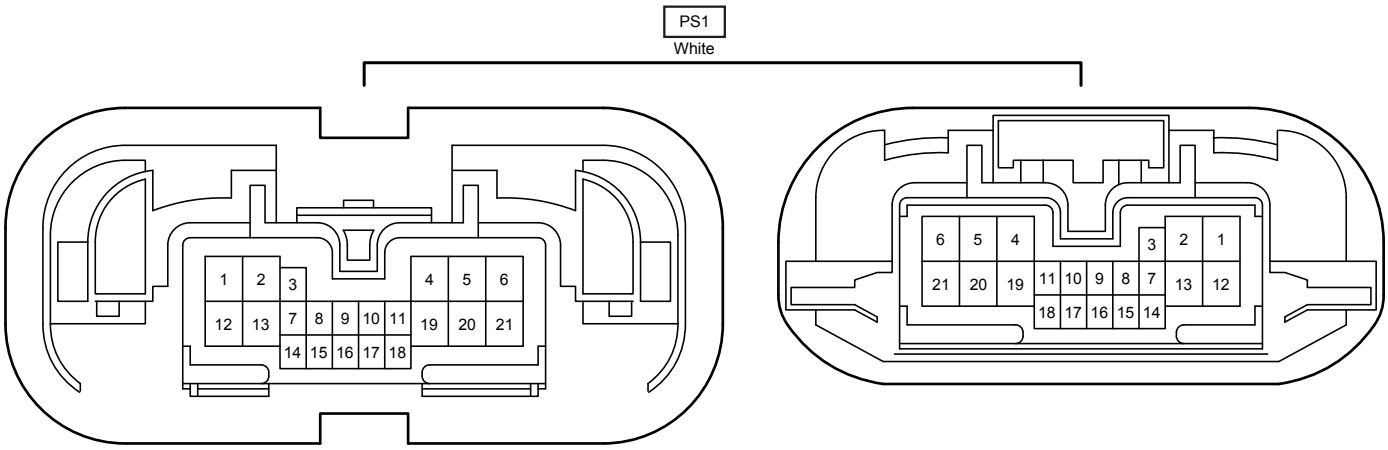
PS1
White
1 2 3 4 5 6
12 13 7 8 9 10 11 19 20 21
14 15 16 17 18
6 5 4 3 2 1
21 20 19 11 10 9 8 7 13 12
18 17 16 15 14

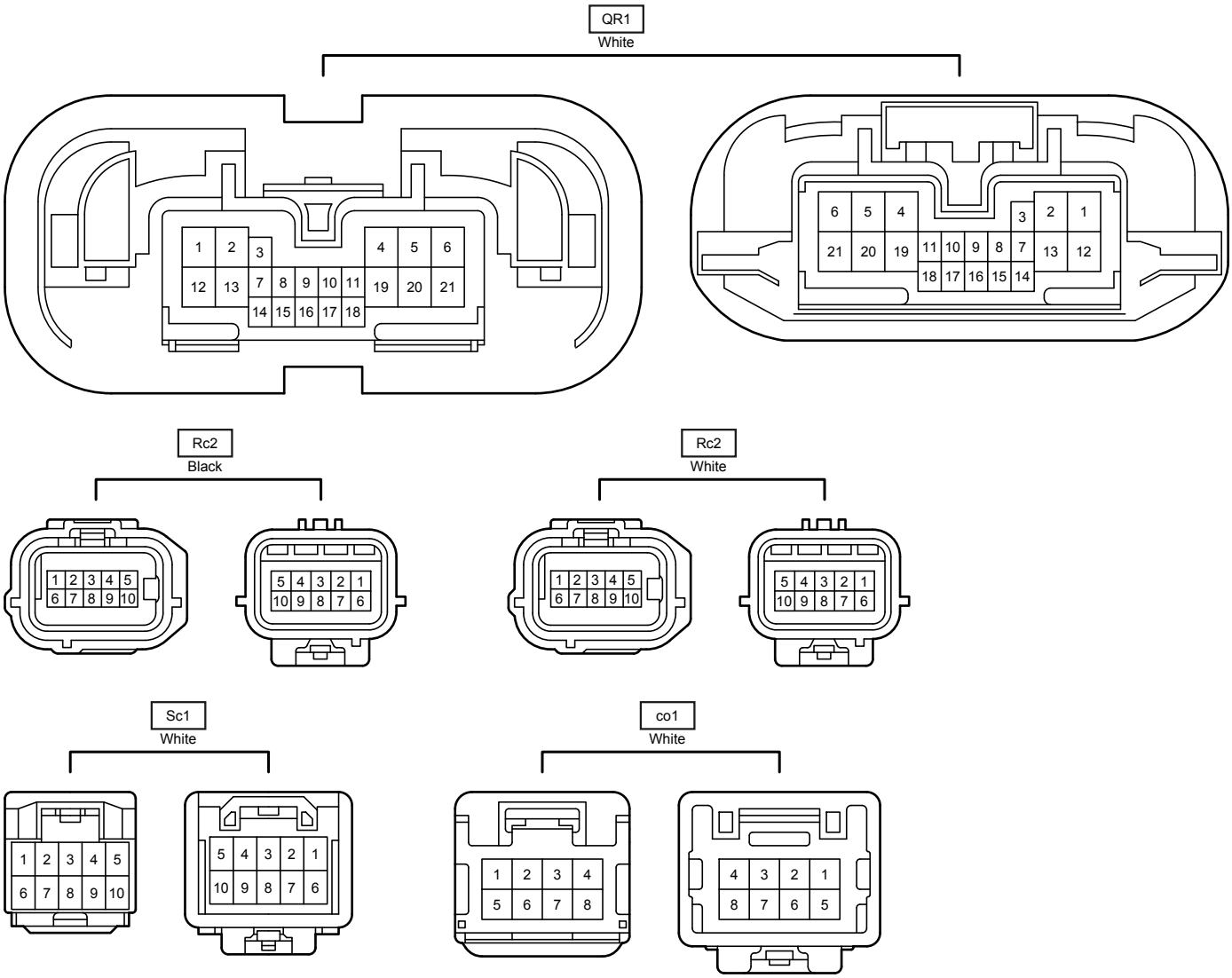
QR1
White
1 2 3 4 5 6
12 13 7 8 9 10 11 19 20 21
14 15 16 17 18
6 5 4 3 2 1
21 20 19 11 10 9 8 7 13 12
18 17 16 15 14
Rc2
Black
1 2 3 4 5
6 7 8 9 10
5 4 3 2 1
10 9 8 7 6
Rc2
White
1 2 3 4 5
6 7 8 9 10
5 4 3 2 1
10 9 8 7 6
Sc1
White
1 2 3 4 5
6 7 8 9 10
5 4 3 2 1
10 9 8 7 6
co1
White
1 2 3 4
5 6 7 8
4 3 2 1
8 7 6 5