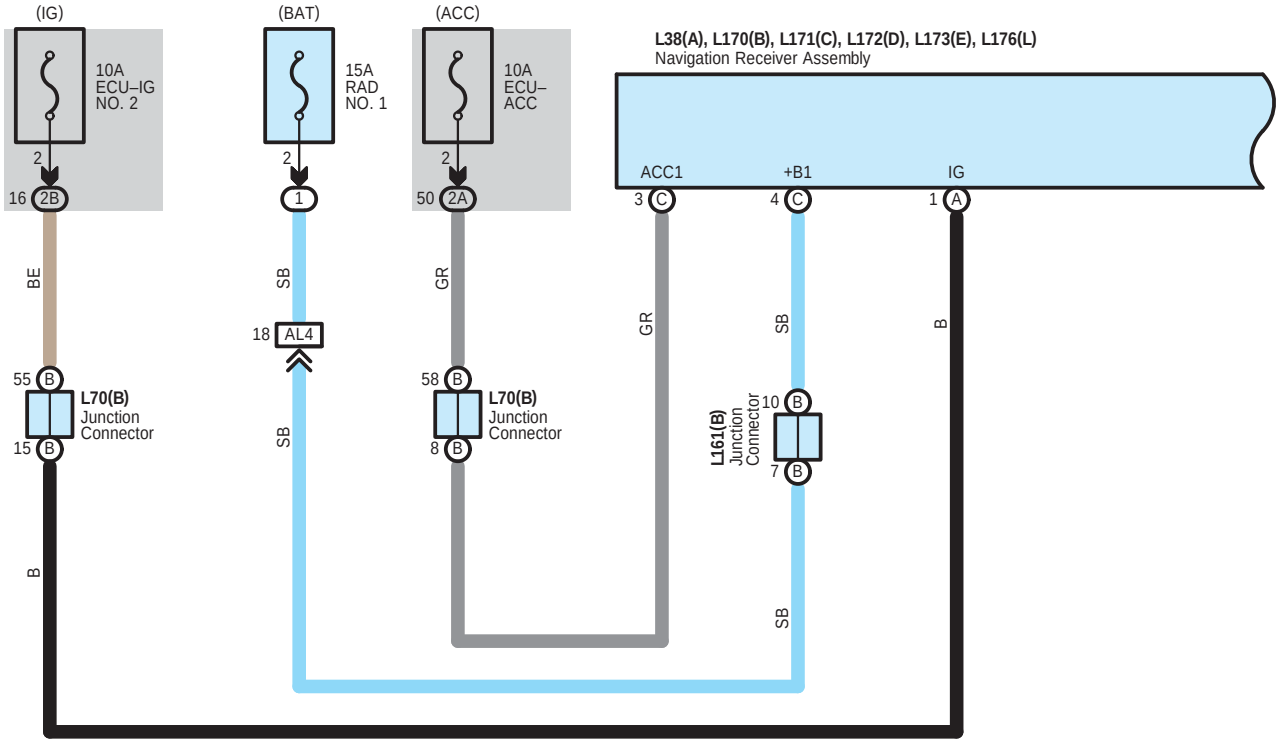
(IG)
10A
ECU–IG
NO. 2
2
16 2B
BE
55 B
L70(B)
Junction
Connector
15 B
B
(BAT)
15A
RAD
NO. 1
2
1
SB
18 AL4
SB
(ACC)
10A
ECU–
ACC
2
50 2A
GR
58 B
L70(B)
Junction
Connector
8 B
L38(A), L170(B), L171(C), L172(D), L173(E), L176(L)
Navigation Receiver Assembly
ACC1
+B1
IG
3 C
4 C
1 A
GR
SB
B
L161(B)
Junction
Connector
10 B
7 B
SB

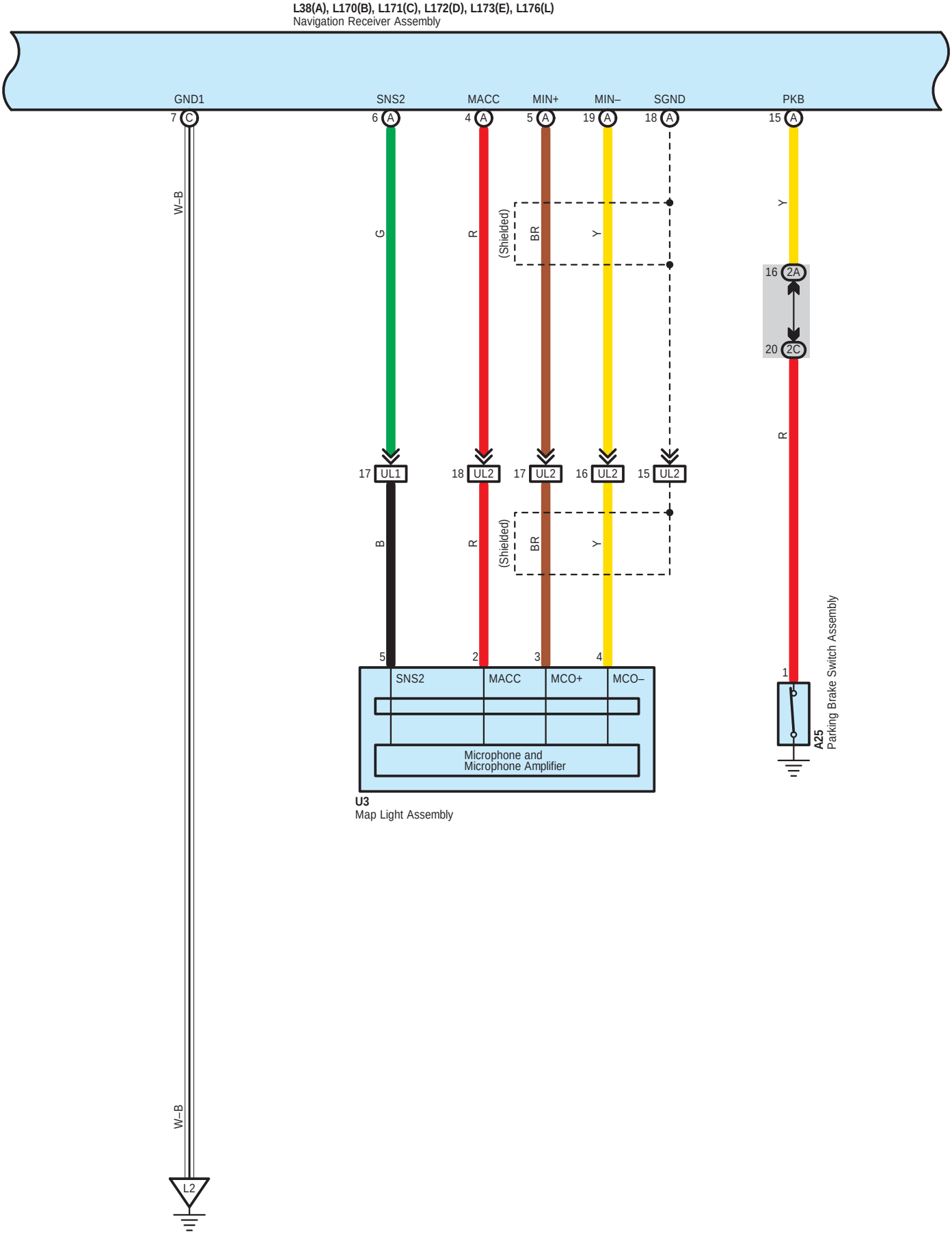
L38(A), L170(B), L171(C), L172(D), L173(E), L176(L)
Navigation Receiver Assembly
GND1
SNS2
MACC
MIN+
MIN–
SGND
PKB
7 C
6 A
4 A
5 A
19 A
18 A
15 A
W–B
G
R
(Shielded)
BR
Y
Y
16 2A
20 2C
R
17 UL1
18 UL2
17 UL2
16 UL2
15 UL2
B
R
(Shielded)
BR
Y
5
2
3
4
SNS2
MACC
MCO+
MCO–
Microphone and
Microphone Amplifier
U3
Map Light Assembly
1
A25
Parking Brake Switch Assembly
W–B
L2

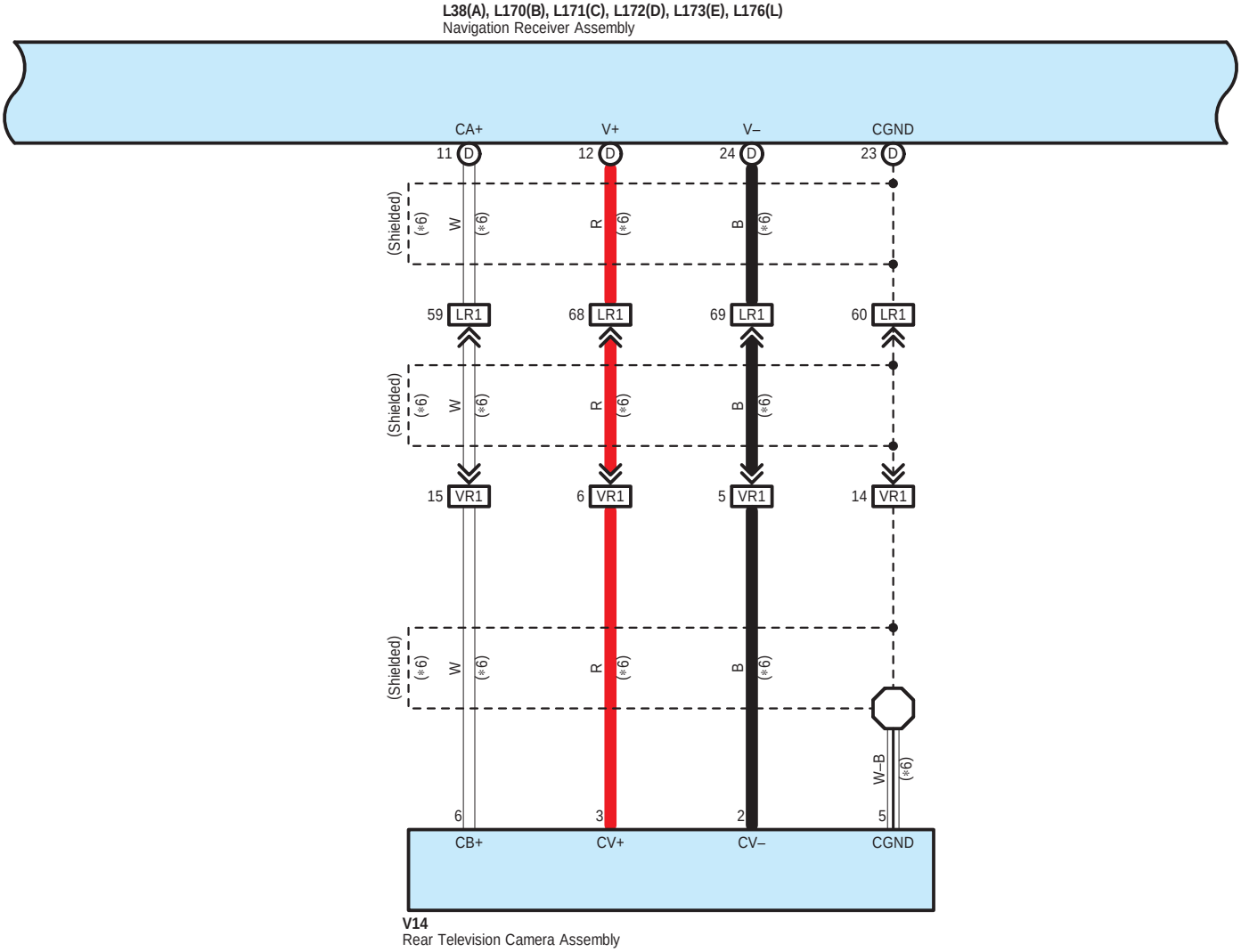

: There is no wire color information.

∗ 6 : w/o Intelligent Parking Assist
∗ 7 : Before May 2016 Production
∗ 8 : From May 2016 Production
∗ 9 : Before Aug. 2015 Production
∗10 : From Aug. 2015 Production

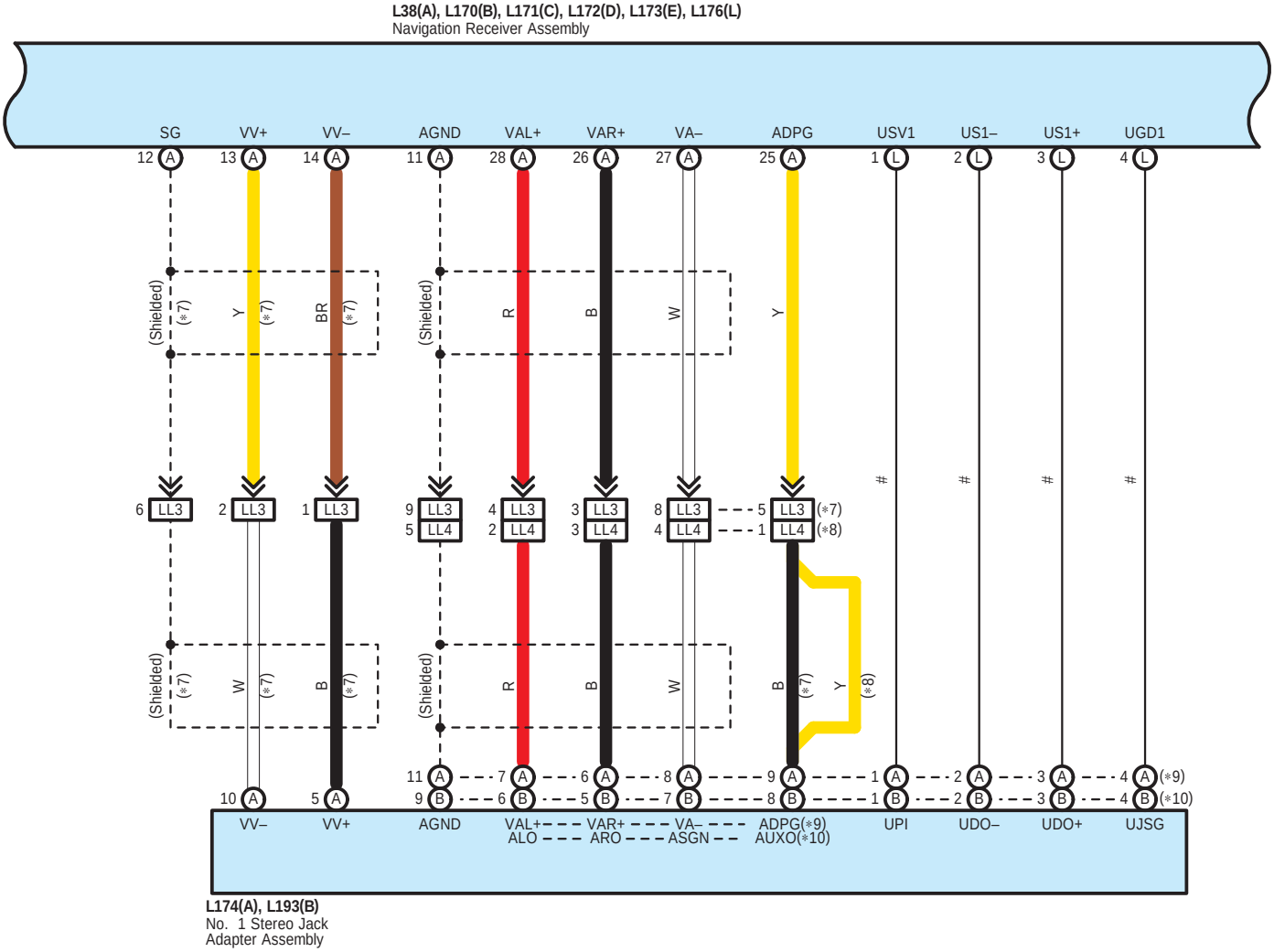
L38(A), L170(B), L171(C), L172(D), L173(E), L176(L)
Navigation Receiver Assembly
SG
VV+
VV–
AGND
VAL+
VAR+
VA–
ADPG
USV1
US1–
US1+
UGD1
(Shielded)
(*7)
Y
BR
R
B
W
LL3
LL4
(*8)
#
VV–
VV+
AGND
VAL+
VAR+
VA–
ADPG(*9)
ALO
ARO
ASGN
AUXO(*10)
UPI
UDO–
UDO+
UJSG
L174(A), L193(B)
No. 1 Stereo Jack
Adapter Assembly

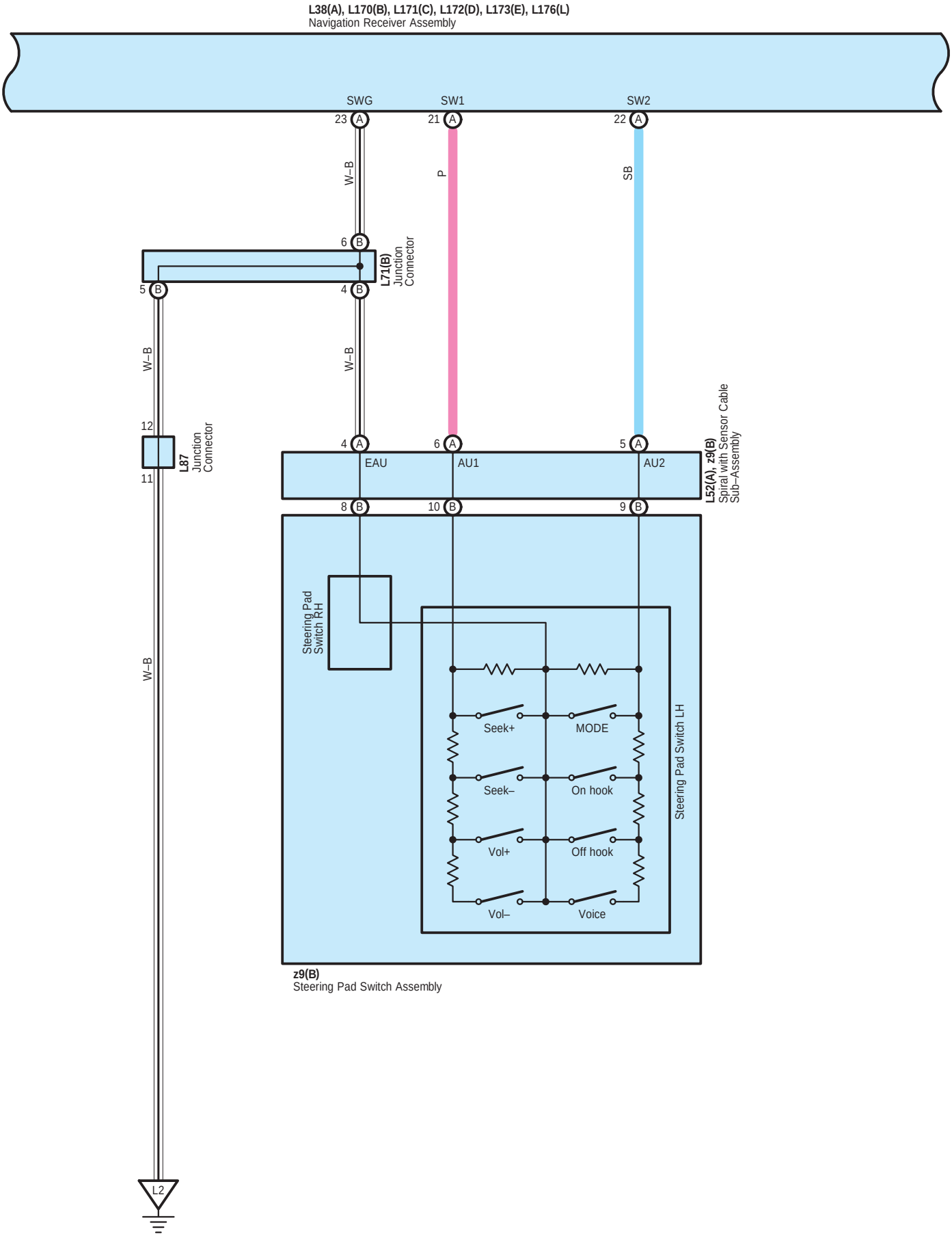
L38(A), L170(B), L171(C), L172(D), L173(E), L176(L)
Navigation Receiver Assembly
SWG
SW1
SW2
23
21
22
W–B
P
SB
6
L71(B)
Junction
Connector
5
4
W–B
W–B
12
L87
Junction
Connector
11
4
6
5
EAU
AU1
AU2
L52(A), z9(B)
Spiral with Sensor Cable
Sub–Assembly
8
10
9
Steering Pad
Switch RH
W–B
Seek+
MODE
Seek–
On hook
Vol+
Off hook
Vol–
Voice
Steering Pad Switch LH
z9(B)
Steering Pad Switch Assembly
L2

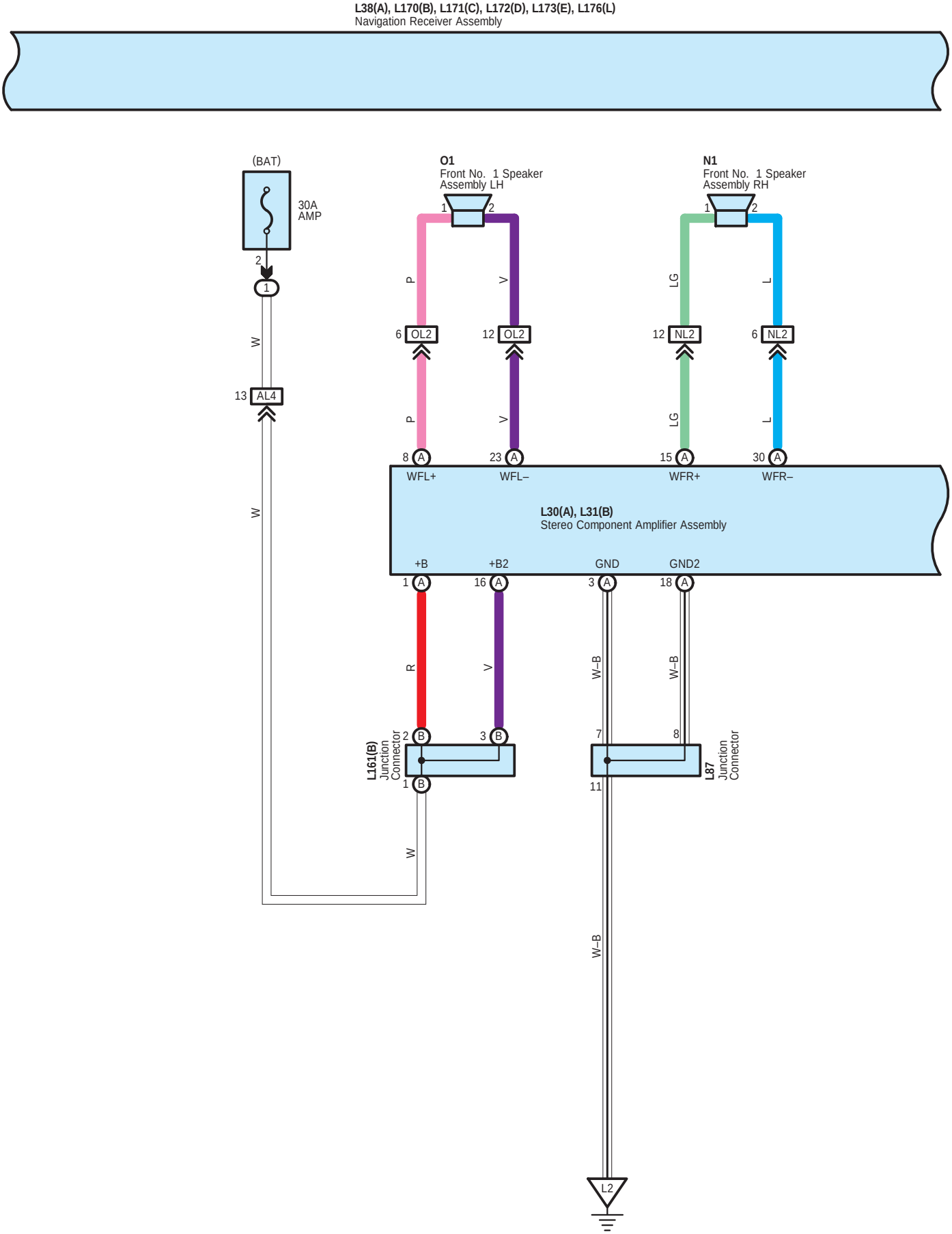
L38(A), L170(B), L171(C), L172(D), L173(E), L176(L)
Navigation Receiver Assembly
(BAT)
30A
AMP
O1
Front No. 1 Speaker
Assembly LH
N1
Front No. 1 Speaker
Assembly RH
OL2
NL2
AL4
WFL+
WFL–
WFR+
WFR–
L30(A), L31(B)
Stereo Component Amplifier Assembly
+B
+B2
GND
GND2
L161(B)
Junction
Connector
L87
Junction
Connector
L2

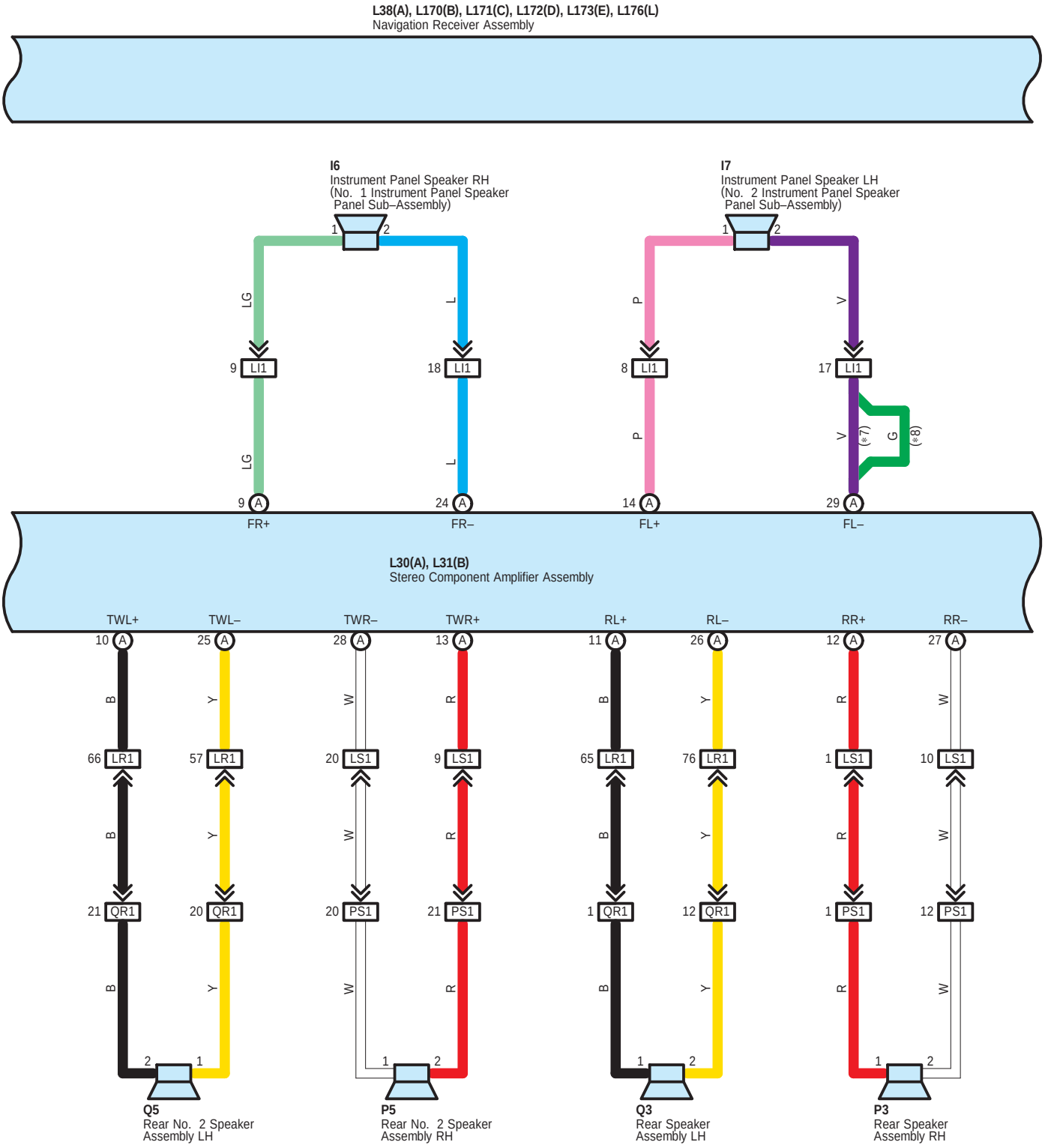
L38(A), L170(B), L171(C), L172(D), L173(E), L176(L)
Navigation Receiver Assembly
I6
Instrument Panel Speaker RH
(No. 1 Instrument Panel Speaker Panel Sub–Assembly)
I7
Instrument Panel Speaker LH
(No. 2 Instrument Panel Speaker Panel Sub–Assembly)
LG
L
P
V
G
(*7)
(*8)
LI1
9 A FR+
24 A FR–
14 A FL+
29 A FL–
L30(A), L31(B)
Stereo Component Amplifier Assembly
TWL+
TWL–
TWR–
TWR+
RL+
RL–
RR+
RR–
B
Y
W
R
LR1
LS1
QR1
PS1
Q5
Rear No. 2 Speaker Assembly LH
P5
Rear No. 2 Speaker Assembly RH
Q3
Rear Speaker Assembly LH
P3
Rear Speaker Assembly RH

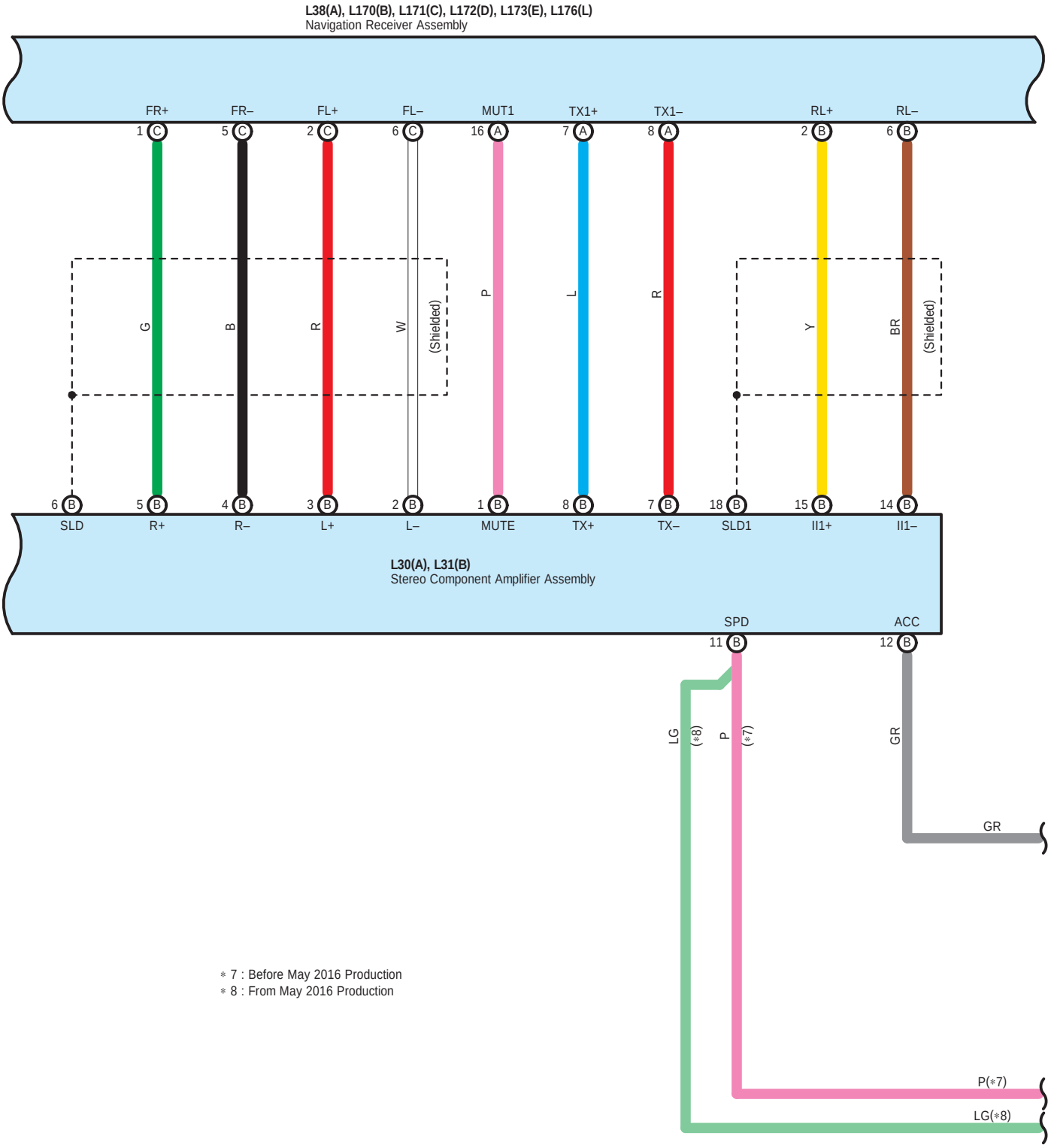

∗ 7 : Before May 2016 Production
∗ 8 : From May 2016 Production

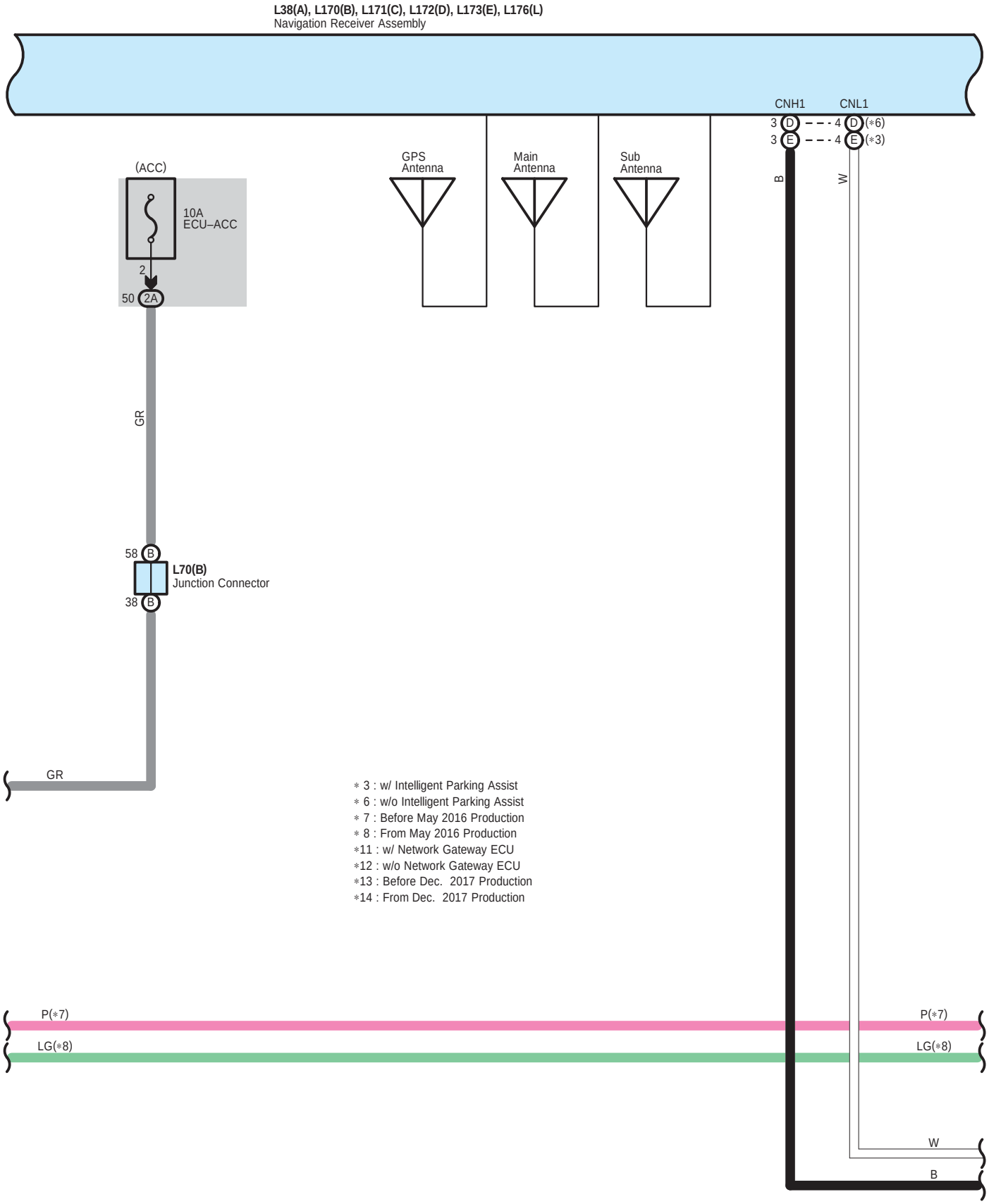
L38(A), L170(B), L171(C), L172(D), L173(E), L176(L)
Navigation Receiver Assembly
CNH1
CNL1
3 D
4 D (∗6)
3 E
4 E (∗3)
B
W
(ACC)
10A
ECU–ACC
2
50 2A
GPS
Antenna
Main
Antenna
Sub
Antenna
GR
58 B
L70(B)
Junction Connector
38 B
GR
∗ 3 : w/ Intelligent Parking Assist
∗ 6 : w/o Intelligent Parking Assist
∗ 7 : Before May 2016 Production
∗ 8 : From May 2016 Production
∗11 : w/ Network Gateway ECU
∗12 : w/o Network Gateway ECU
∗13 : Before Dec. 2017 Production
∗14 : From Dec. 2017 Production
P(∗7)
LG(∗8)
P(∗7)
LG(∗8)
W
B

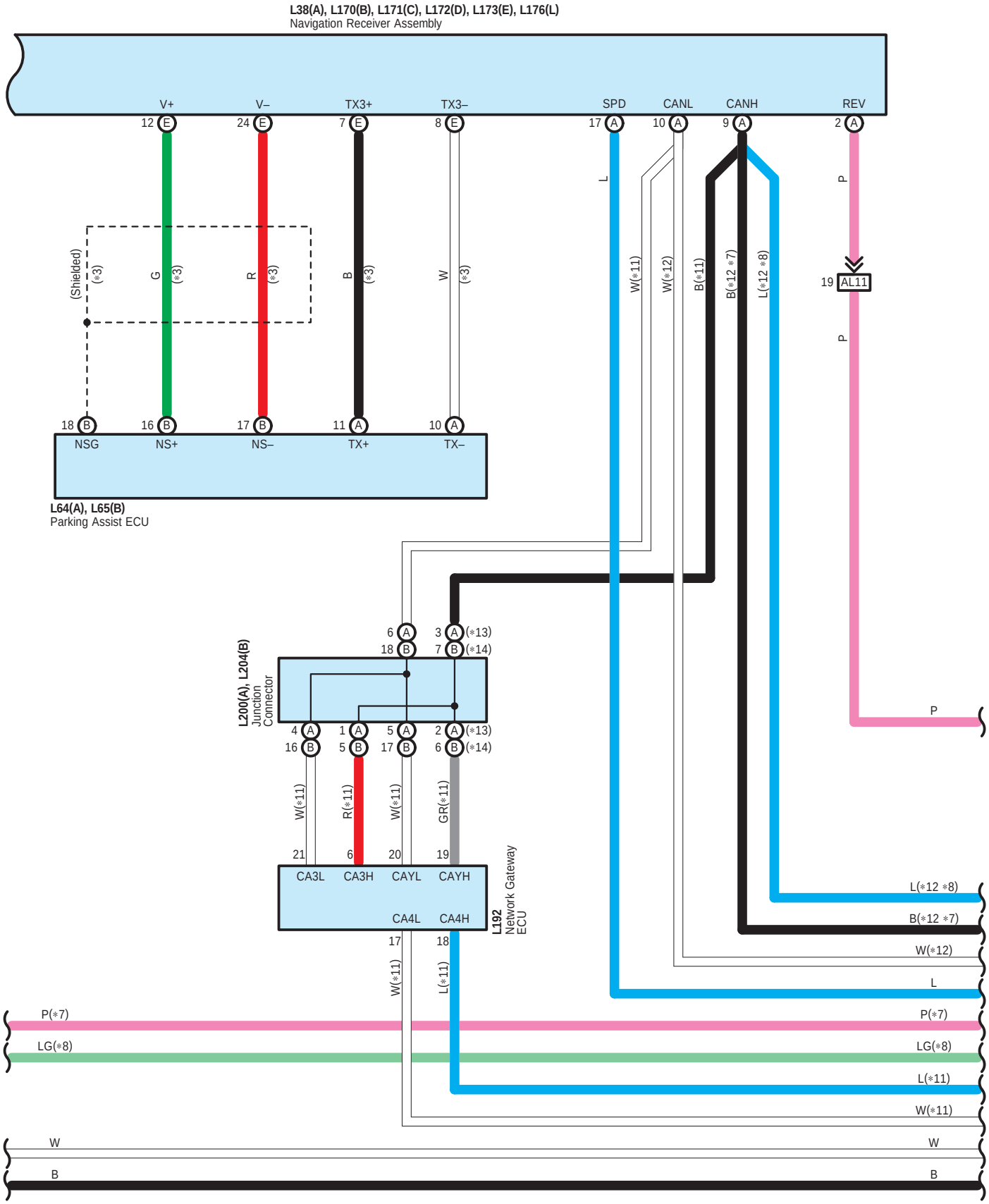
L38(A), L170(B), L171(C), L172(D), L173(E), L176(L)
Navigation Receiver Assembly
V+
V–
TX3+
TX3–
SPD
CANL
CANH
REV
12 E
24 E
7 E
8 E
17 A
10 A
9 A
2 A
(Shielded)
(*3)
G
R
B
W
L
W(*11)
W(*12)
B(*11)
B(*12 *7)
L(*12 *8)
P
19 AL11
18 B
16 B
17 B
11 A
10 A
NSG
NS+
NS–
TX+
TX–
L64(A), L65(B)
Parking Assist ECU
L200(A), L204(B)
Junction Connector
6 A
18 B
3 A (*13)
7 B (*14)
4 A
16 B
1 A
5 B
5 A
17 B
2 A (*13)
6 B (*14)
W(*11)
R(*11)
W(*11)
GR(*11)
21
6
20
19
CA3L
CA3H
CAYL
CAYH
CA4L
CA4H
17
18
L192
Network Gateway ECU
W(*11)
L(*11)
P(*7)
LG(*8)
W
B

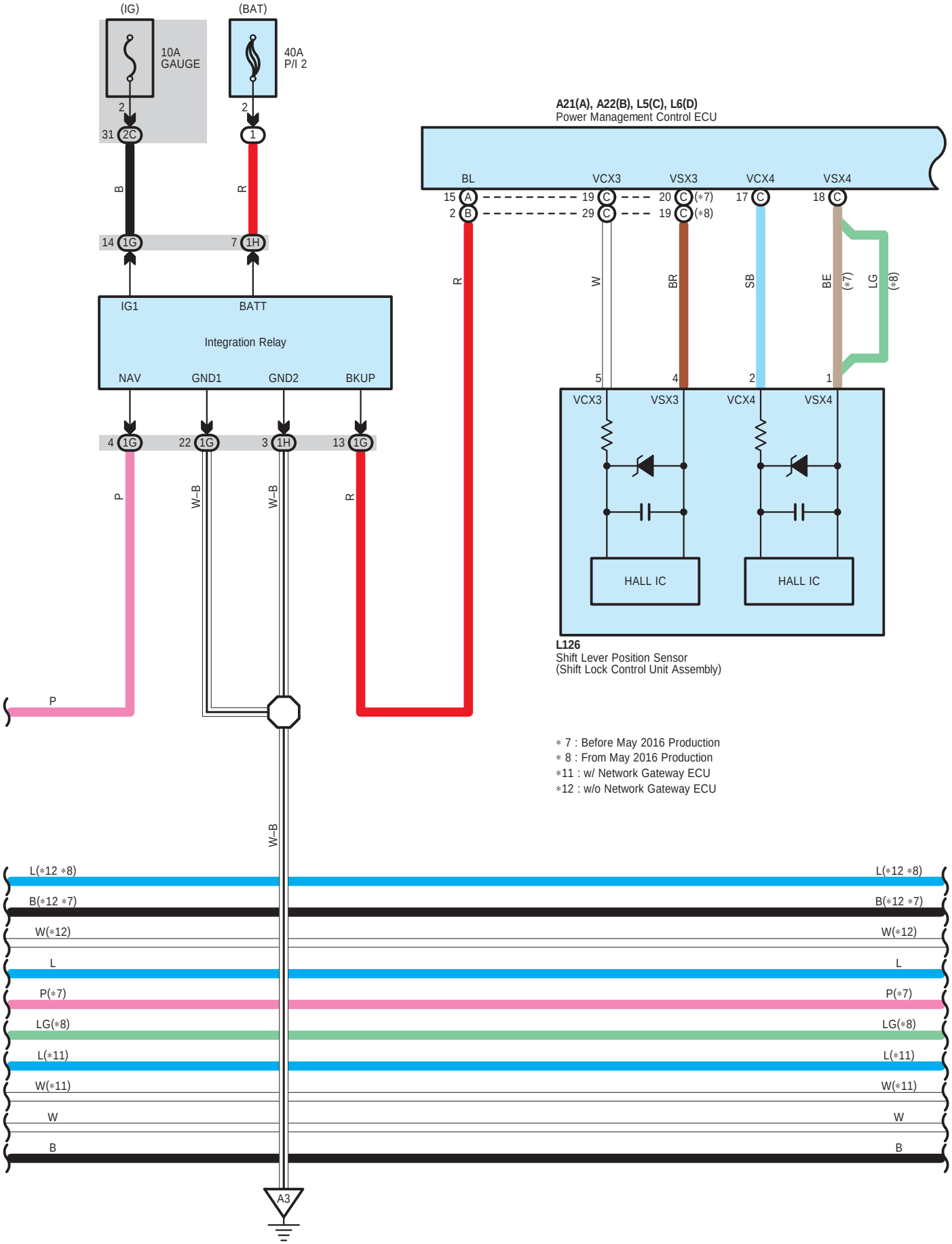
(IG)
(BAT)
10A GAUGE
40A P/I 2
2
31 2C
1
B
R
14 1G
7 1H
IG1
BATT
Integration Relay
NAV
GND1
GND2
BKUP
4 1G
22 1G
3 1H
13 1G
P
W–B
W–B
R
A21(A), A22(B), L5(C), L6(D)
Power Management Control ECU
BL
VCX3
VSX3
VCX4
VSX4
15 A
2 B
19 C
29 C
20 C (*7)
19 C (*8)
17 C
18 C
R
W
BR
SB
BE (*7)
LG (*8)
5
4
2
1
VCX3
VSX3
VCX4
VSX4
HALL IC
HALL IC
L126
Shift Lever Position Sensor
(Shift Lock Control Unit Assembly)
P
* 7 : Before May 2016 Production
* 8 : From May 2016 Production
*11 : w/ Network Gateway ECU
*12 : w/o Network Gateway ECU
W–B
L(*12 *8)
B(*12 *7)
W(*12)
L
P(*7)
LG(*8)
L(*11)
W(*11)
W
B
A3

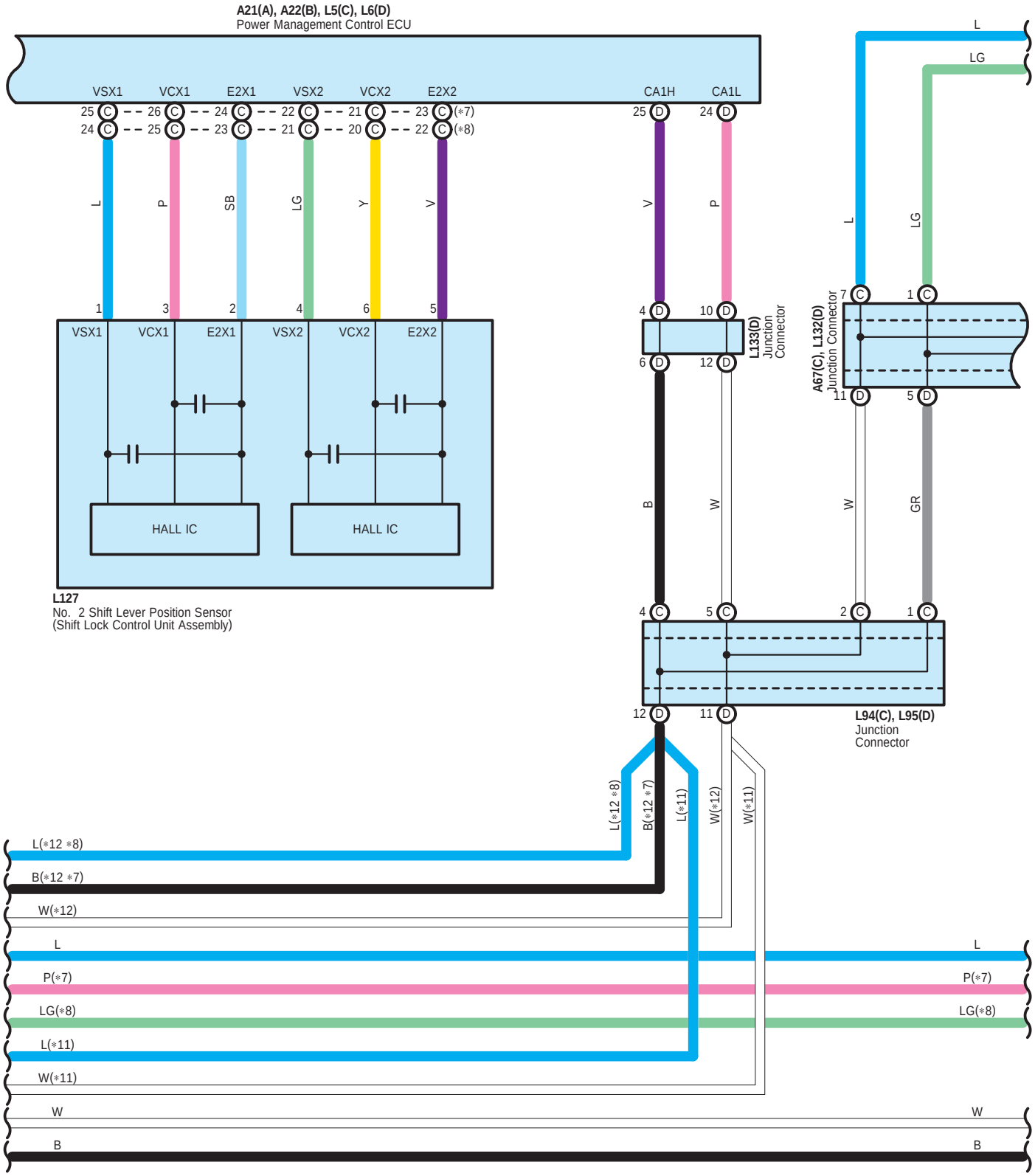
A21(A), A22(B), L5(C), L6(D)
Power Management Control ECU
VSX1
VCX1
E2X1
VSX2
VCX2
E2X2
CA1H
CA1L
HALL IC
HALL IC
L127
No. 2 Shift Lever Position Sensor
(Shift Lock Control Unit Assembly)
L133(D)
Junction
Connector
A67(C), L132(D)
Junction Connector
L94(C), L95(D)
Junction
Connector
L(∗12 ∗8)
B(∗12 ∗7)
W(∗12)
L
P(∗7)
LG(∗8)
L(∗11)
W(∗11)
W
B

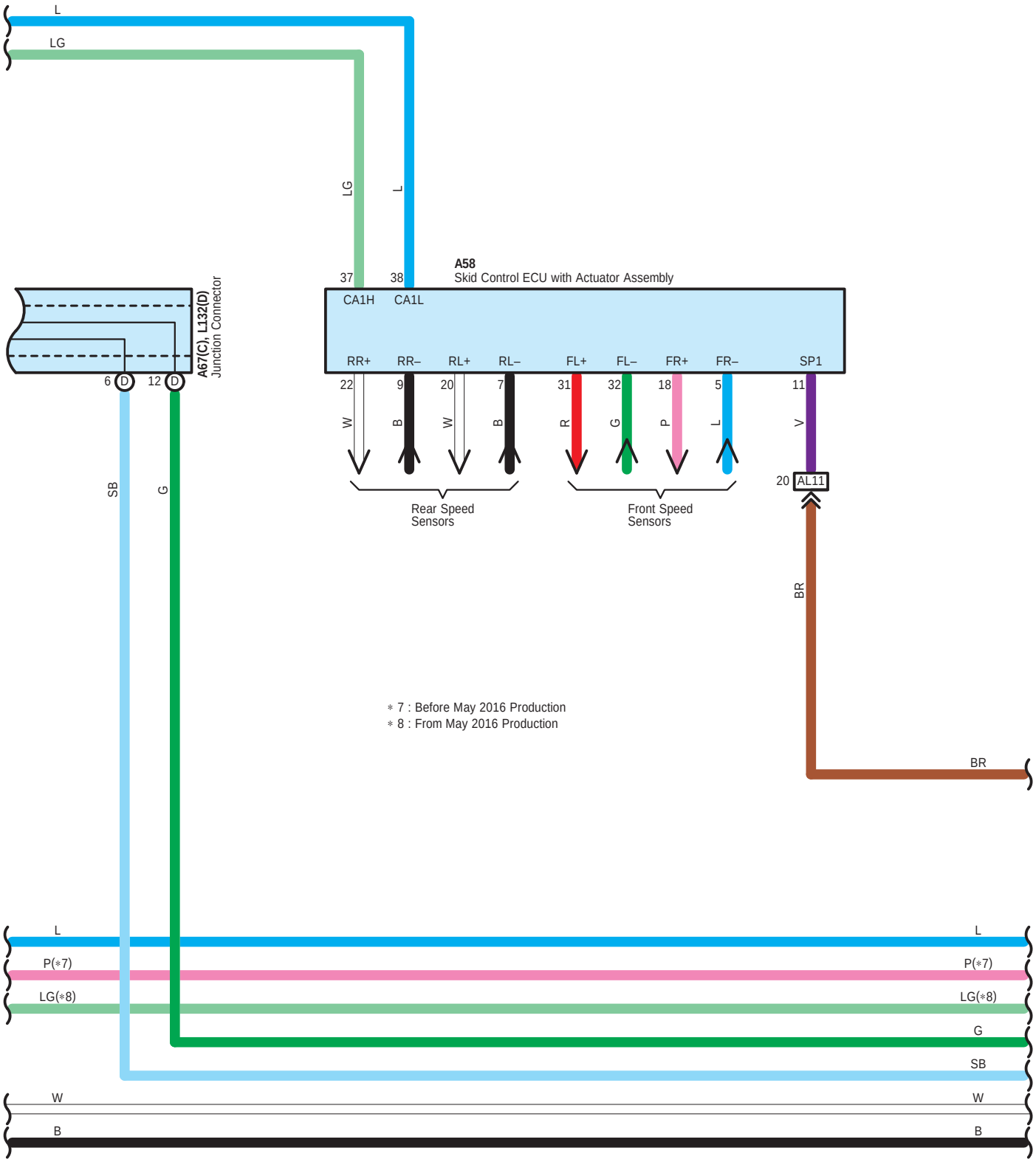
L
LG
LG
L
A58
Skid Control ECU with Actuator Assembly
37
38
CA1H
CA1L
A67(C), L132(D)
Junction Connector
6
12
RR+
RR–
RL+
RL–
FL+
FL–
FR+
FR–
SP1
22
9
20
7
31
32
18
5
11
W
B
W
B
R
G
P
L
V
20
AL11
Rear Speed
Sensors
Front Speed
Sensors
SB
G
BR
BR
∗ 7 : Before May 2016 Production
∗ 8 : From May 2016 Production
L
P(∗7)
LG(∗8)
G
SB
W
B

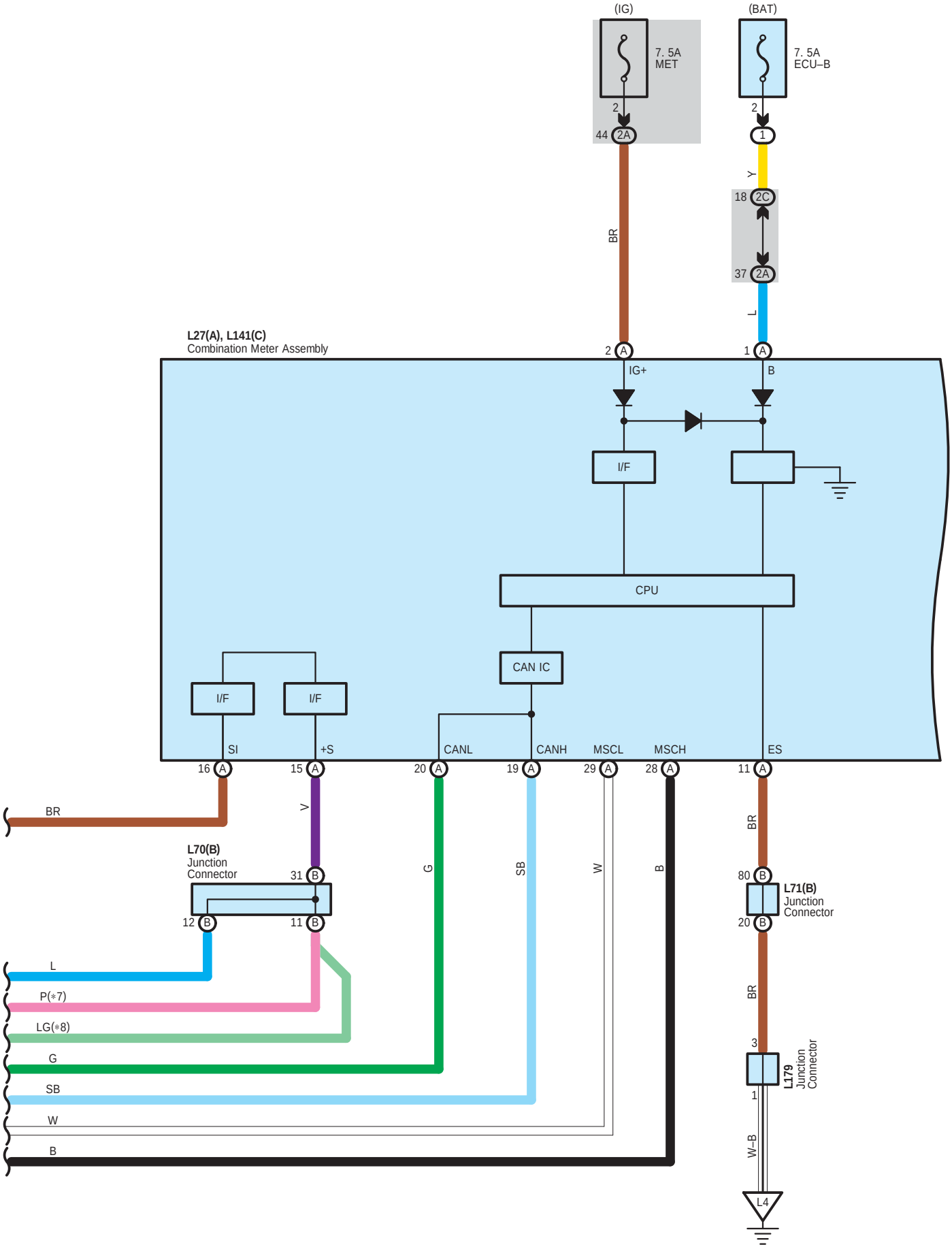
(IG)
7. 5A
MET
(BAT)
7. 5A
ECU–B
2
44 2A
2
1
Y
18 2C
37 2A
BR
L
L27(A), L141(C)
Combination Meter Assembly
2 A
1 A
IG+
B
I/F
CPU
CAN IC
I/F
I/F
SI
+S
CANL
CANH
MSCL
MSCH
ES
16 A
15 A
20 A
19 A
29 A
28 A
11 A
BR
V
G
SB
W
B
BR
L70(B)
Junction
Connector
31 B
12 B
11 B
80 B
L71(B)
Junction
Connector
20 B
L
P(*7)
LG(*8)
G
SB
W
B
BR
3
L179
Junction
Connector
1
W–B
L4

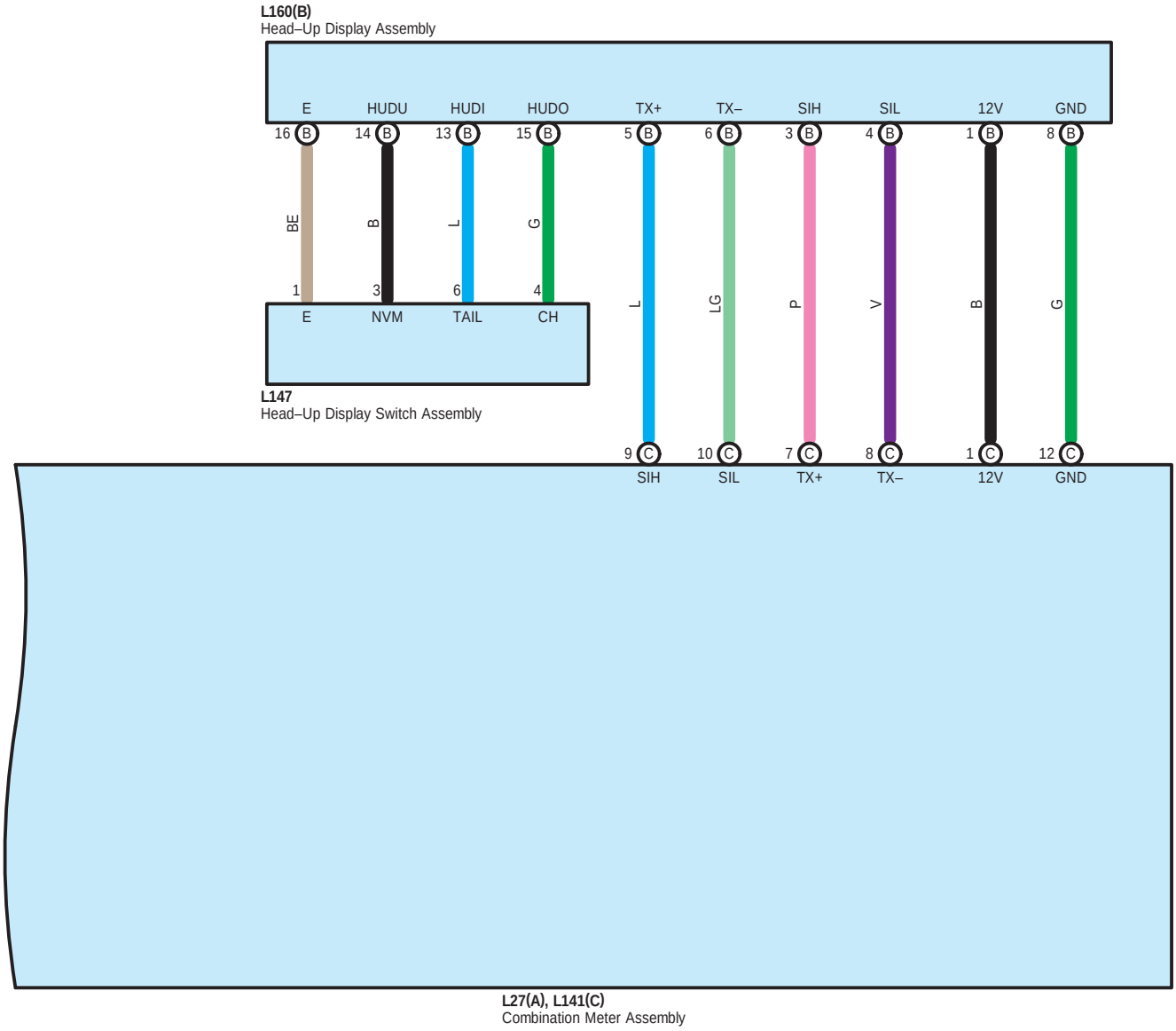
L160(B)
Head–Up Display Assembly
E
HUDU
HUDI
HUDO
TX+
TX–
SIH
SIL
12V
GND
16 B
14 B
13 B
15 B
5 B
6 B
3 B
4 B
1 B
8 B
BE
B
L
G
L
LG
P
V
B
G
1
3
6
4
E
NVM
TAIL
CH
L147
Head–Up Display Switch Assembly
9 C
10 C
7 C
8 C
1 C
12 C
SIH
SIL
TX+
TX–
12V
GND
L27(A), L141(C)
Combination Meter Assembly

A 21
Gray

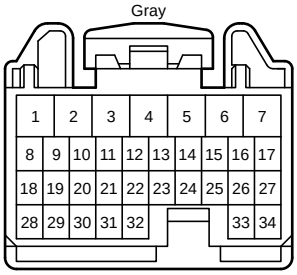

A 22
Gray

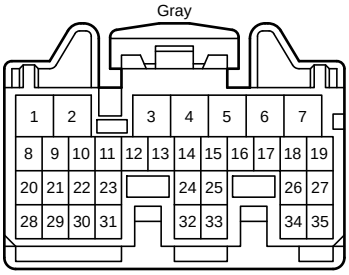

A 25
White

A 58
Gray

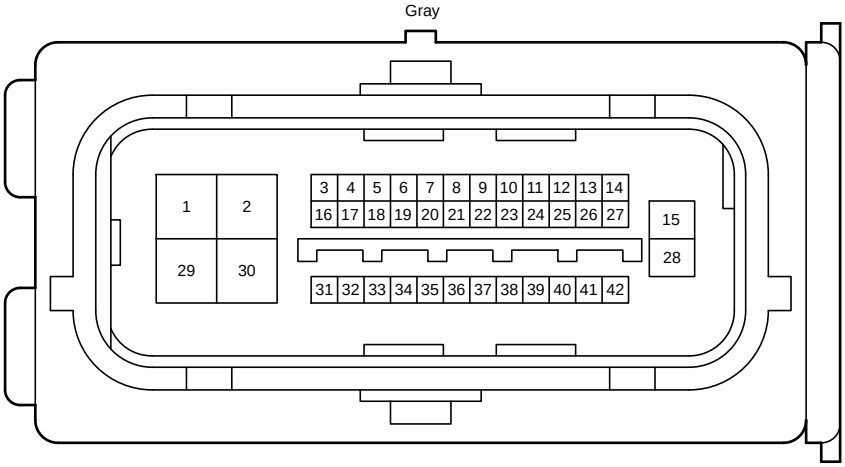

A 67
Blue

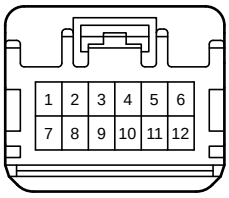

I 6
Black

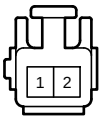

I 7
Black

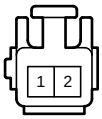

L 5
Gray

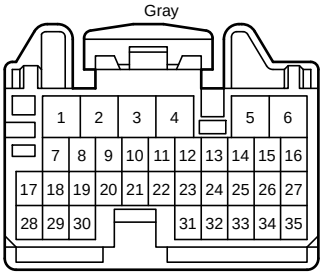

L 6
Gray

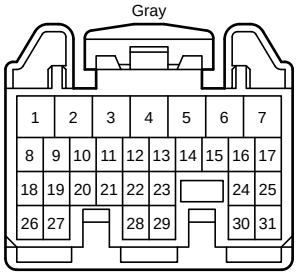

L 27
White

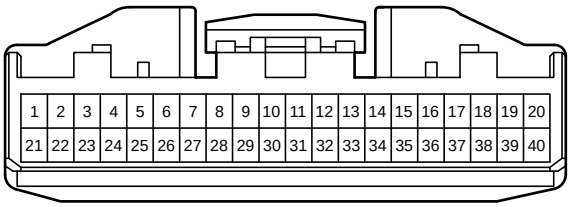

L 30
White

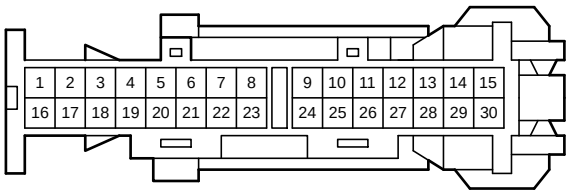

L 31
White

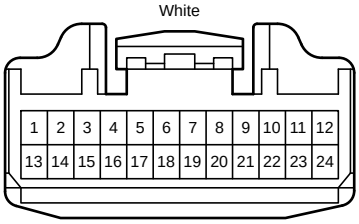

L 38
White

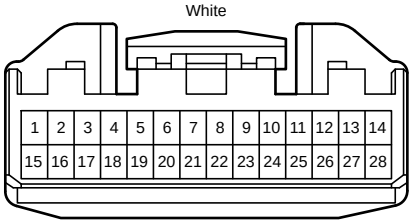

L 52
Black

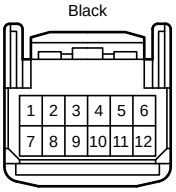

L 64
White

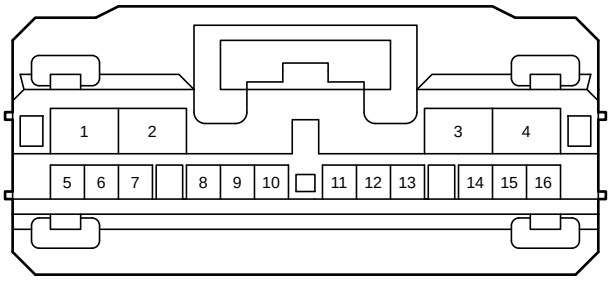

L 65
Black

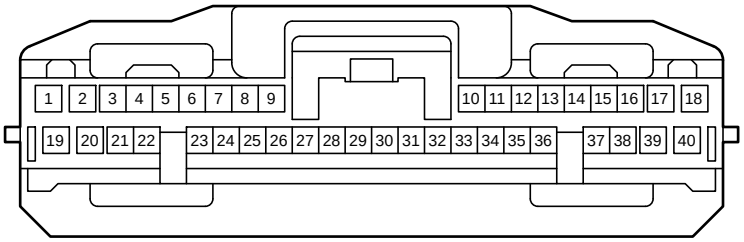

L 70
White

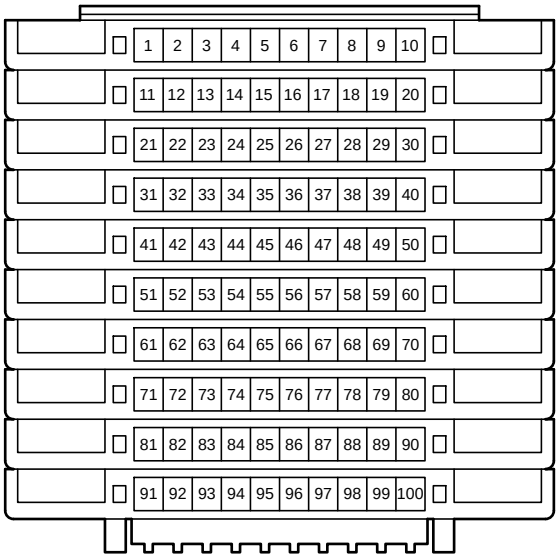

L 71
White

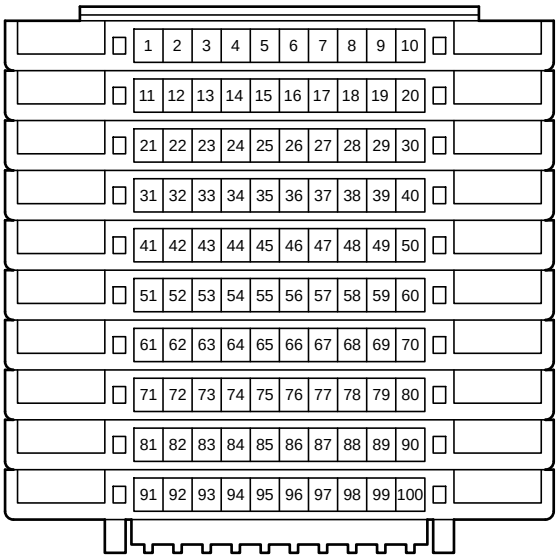

L 87
White

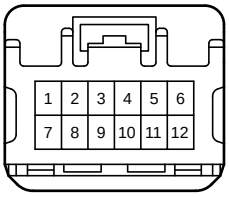

L 94
White

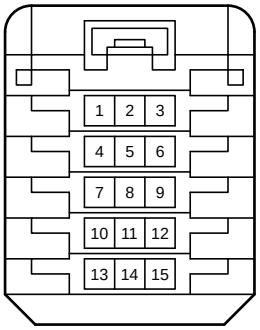

L 95
White

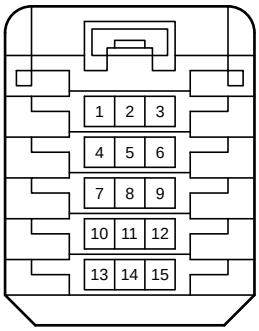

L126
White

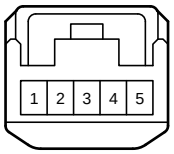

L127
Black



L132
Blue

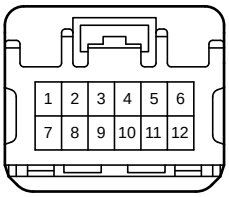

L133
Gray

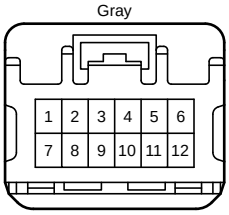

L141
White



L147
White

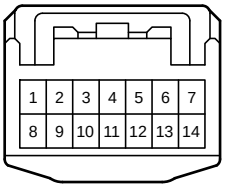

L160
Black



L161
Gray

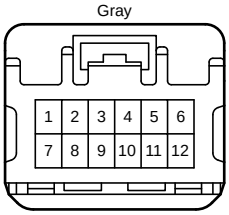

L170
White

L171
White

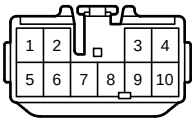

L172
White

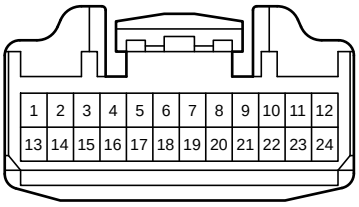

L173
White

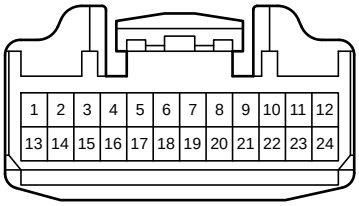

L174
Black

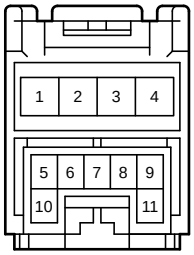

L176
Gray

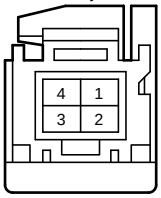

L179
Black

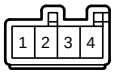

L192
Black

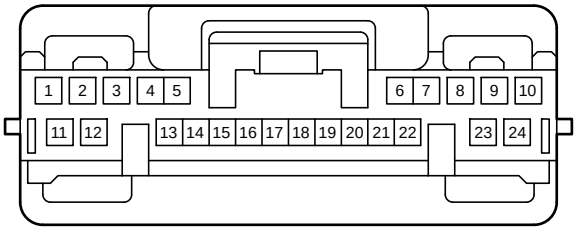

L193
Black

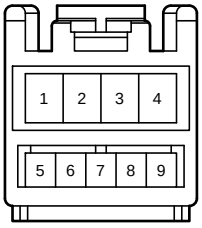

L200
Black

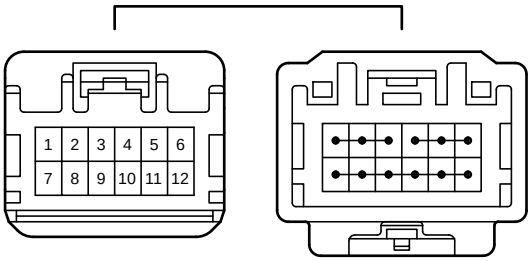

L204
Blue

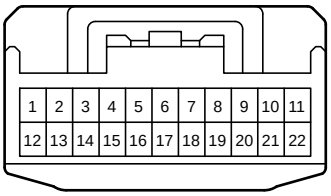

N 1
White

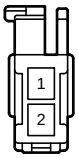

O 1
White

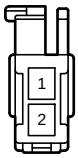

P 3
White

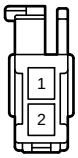

P 5
Blue

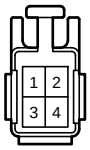

Q 3
White

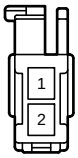

Q 5
Blue

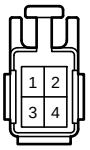

U 3
Gray

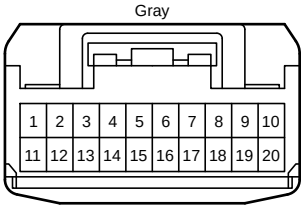

V 14
Gray

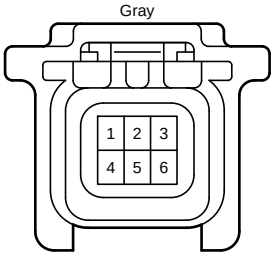

z 9
White

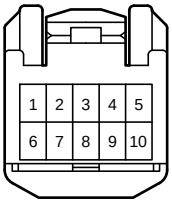

1G
White

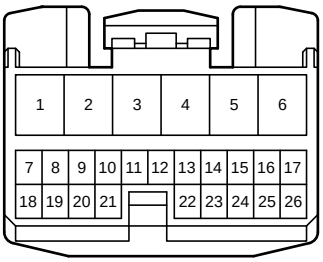

1H
White

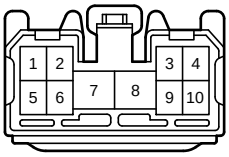

2A
White

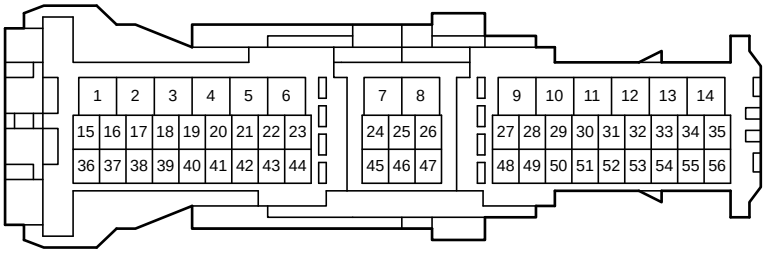

2B
White

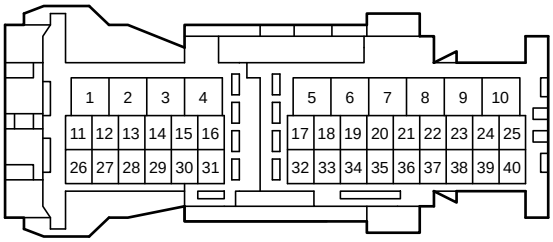

2C
White

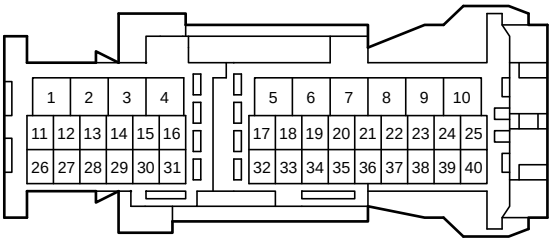

AL4
Black

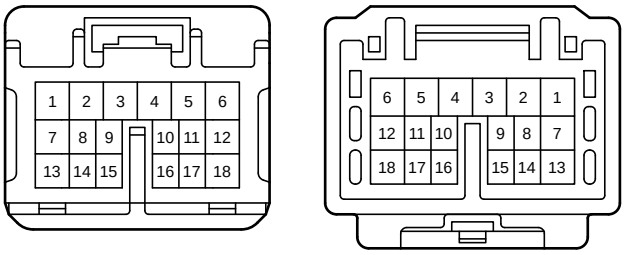

AL11
White

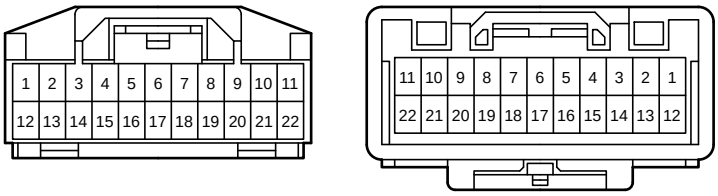

LI1
Blue

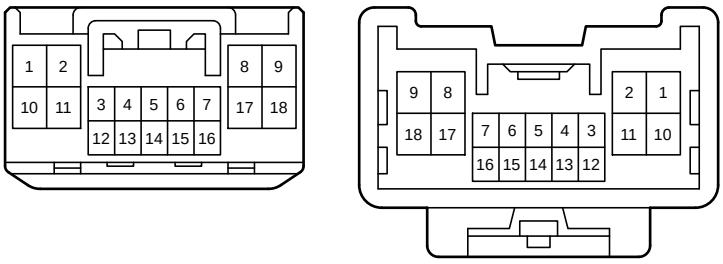

LL3
White

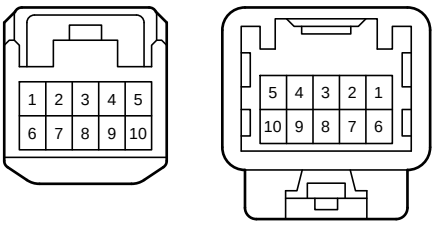

LL4
White

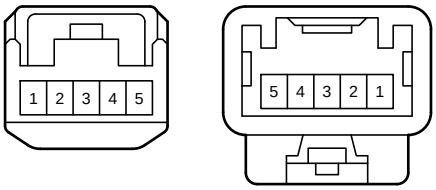

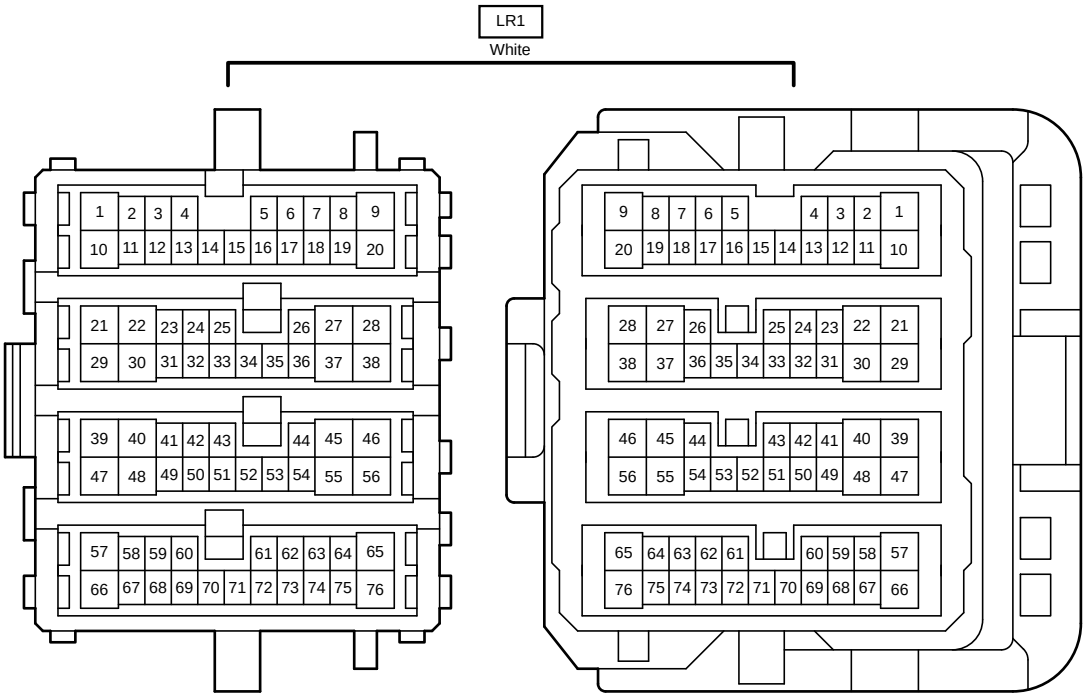
LR1
White

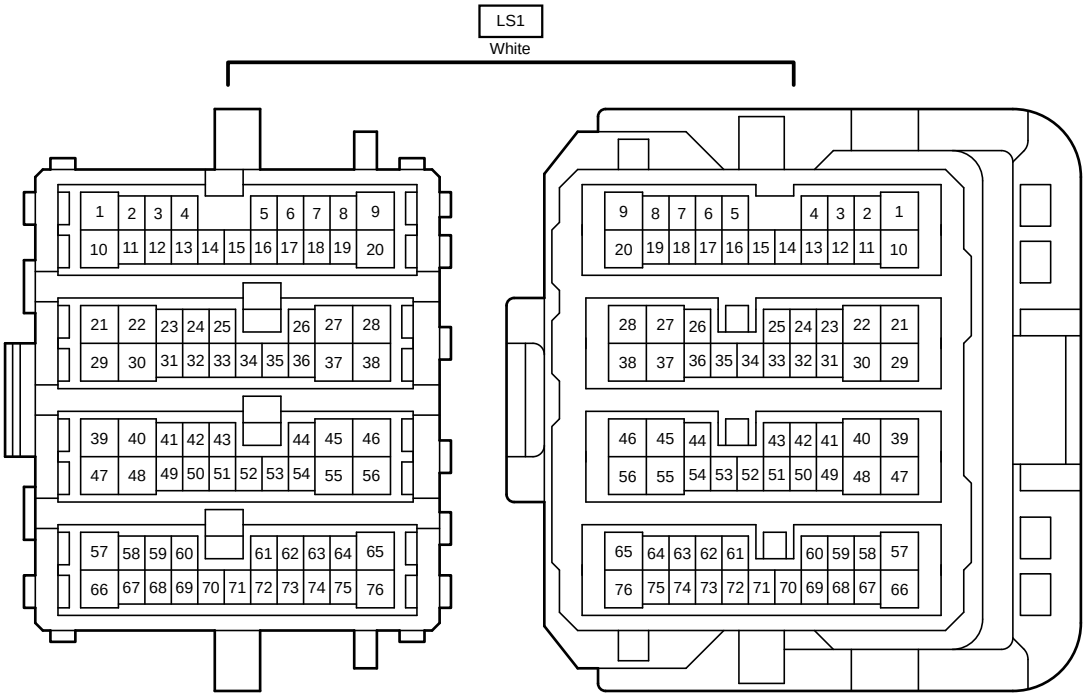
LS1
White

NL2
White

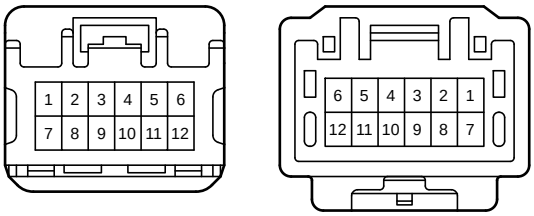

OL2
White

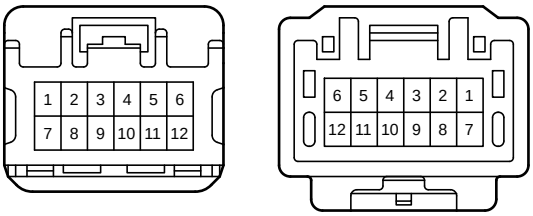

PS1
White

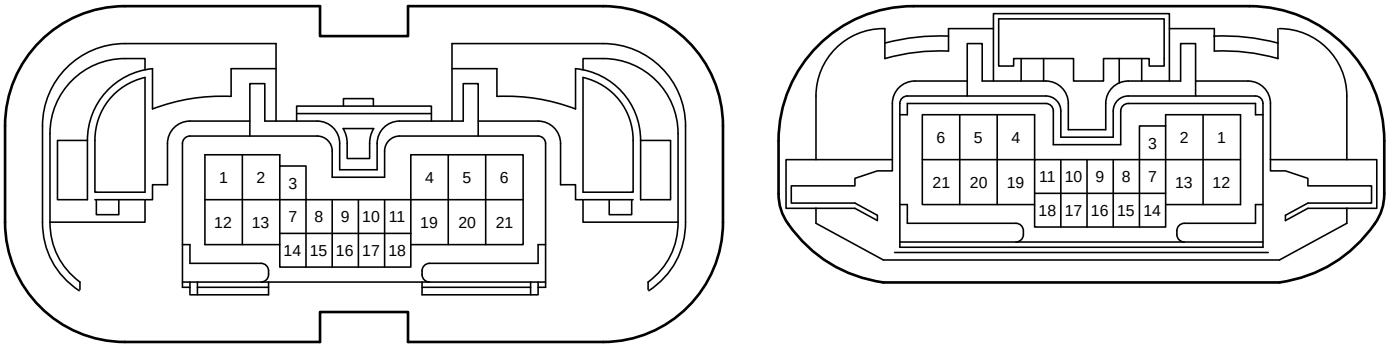

QR1
White

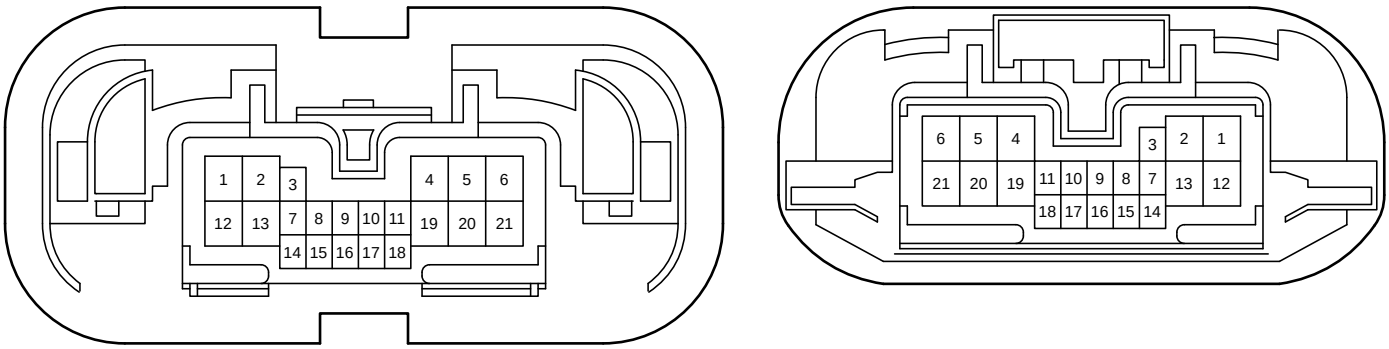

UL1
White

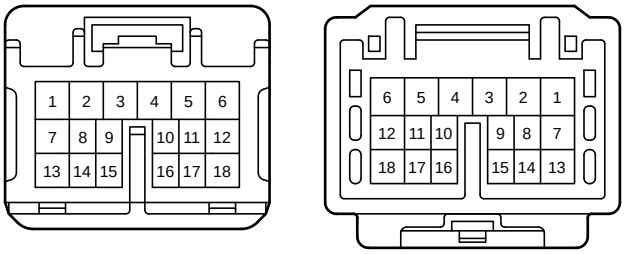

UL2
White

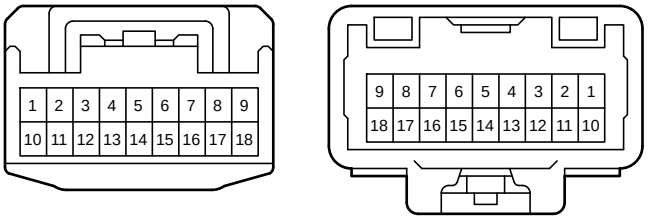

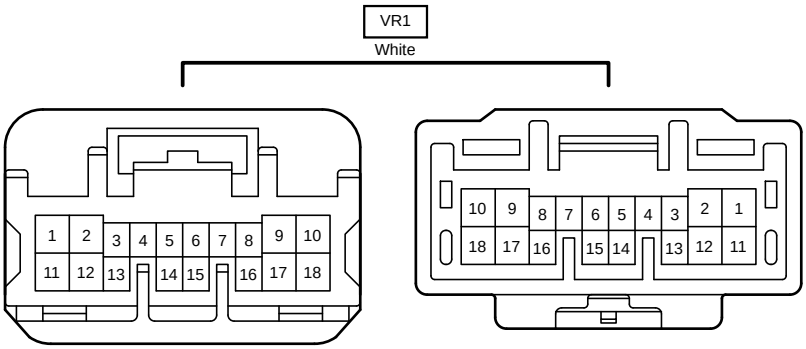
VR1
White
1
2
3
4
5
6
7
8
9
10
11
12
13
14
15
16
17
18
10
9
8
7
6
5
4
3
2
1
18
17
16
15
14
13
12
11