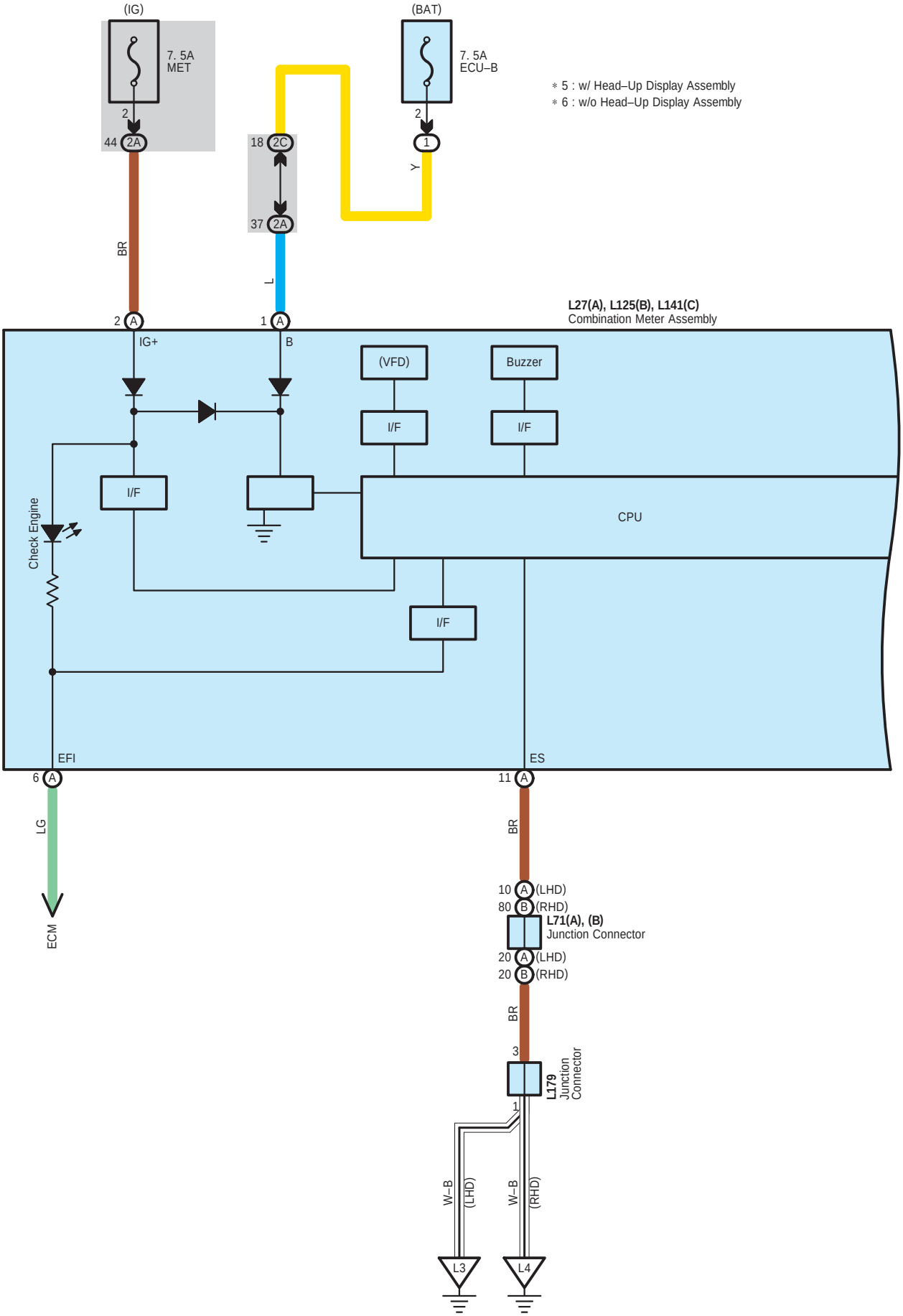
(IG)
7. 5A
MET
2
44 2A
BR
2 A
IG+
(BAT)
7. 5A
ECU–B
2
1
Y
18 2C
37 2A
L
1 A
B
∗ 5 : w/ Head–Up Display Assembly
∗ 6 : w/o Head–Up Display Assembly
L27(A), L125(B), L141(C)
Combination Meter Assembly
(VFD)
Buzzer
I/F
I/F
I/F
I/F
CPU
Check Engine
EFI
ES
6 A
11 A
LG
ECM
BR
10 A (LHD)
80 B (RHD)
L71(A), (B)
Junction Connector
20 A (LHD)
20 B (RHD)
BR
3
L179
Junction
Connector
1
W–B
(LHD)
W–B
(RHD)
L3
L4

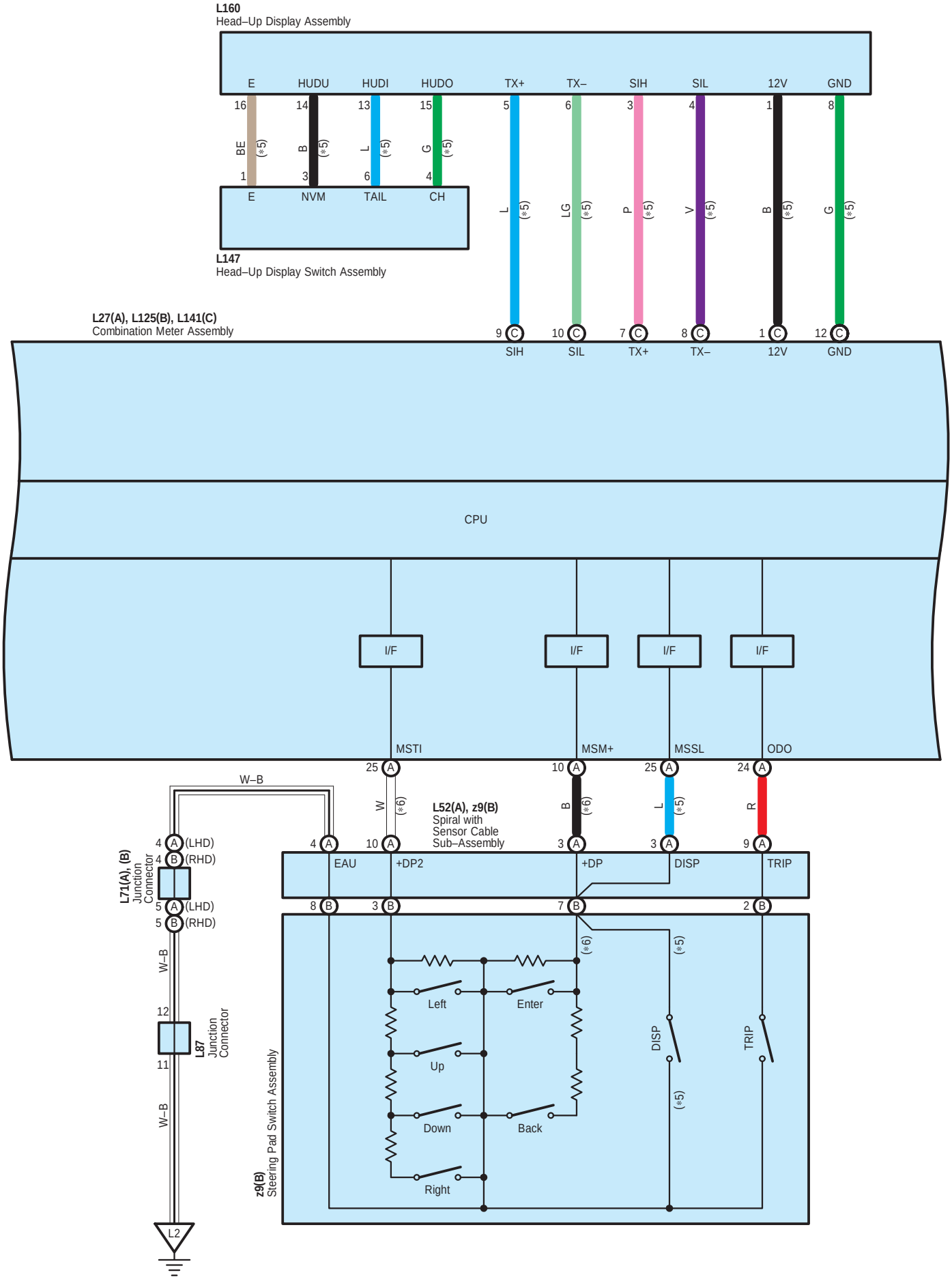
L160
Head–Up Display Assembly
E
HUDU
HUDI
HUDO
TX+
TX–
SIH
SIL
12V
GND
16
14
13
15
5
6
3
4
1
8
BE
B
L
G
L
LG
P
V
B
G
(*5)
1
3
6
4
E
NVM
TAIL
CH
L147
Head–Up Display Switch Assembly
L27(A), L125(B), L141(C)
Combination Meter Assembly
9 C
10 C
7 C
8 C
1 C
12 C
SIH
SIL
TX+
TX–
12V
GND
CPU
I/F
I/F
I/F
I/F
MSTI
MSM+
MSSL
ODO
25 A
10 A
25 A
24 A
W–B
W
B
L
R
(*6)
(*5)
L52(A), z9(B)
Spiral with
Sensor Cable
Sub–Assembly
4 A (LHD)
4 B (RHD)
L71(A), (B)
Junction
Connector
5 A (LHD)
5 B (RHD)
4 A
10 A
3 A
3 A
9 A
EAU
+DP2
+DP
DISP
TRIP
8 B
3 B
7 B
2 B
W–B
12
11
L87
Junction
Connector
W–B
L2
z9(B)
Steering Pad Switch Assembly
Left
Enter
Up
Down
Back
Right
DISP
TRIP

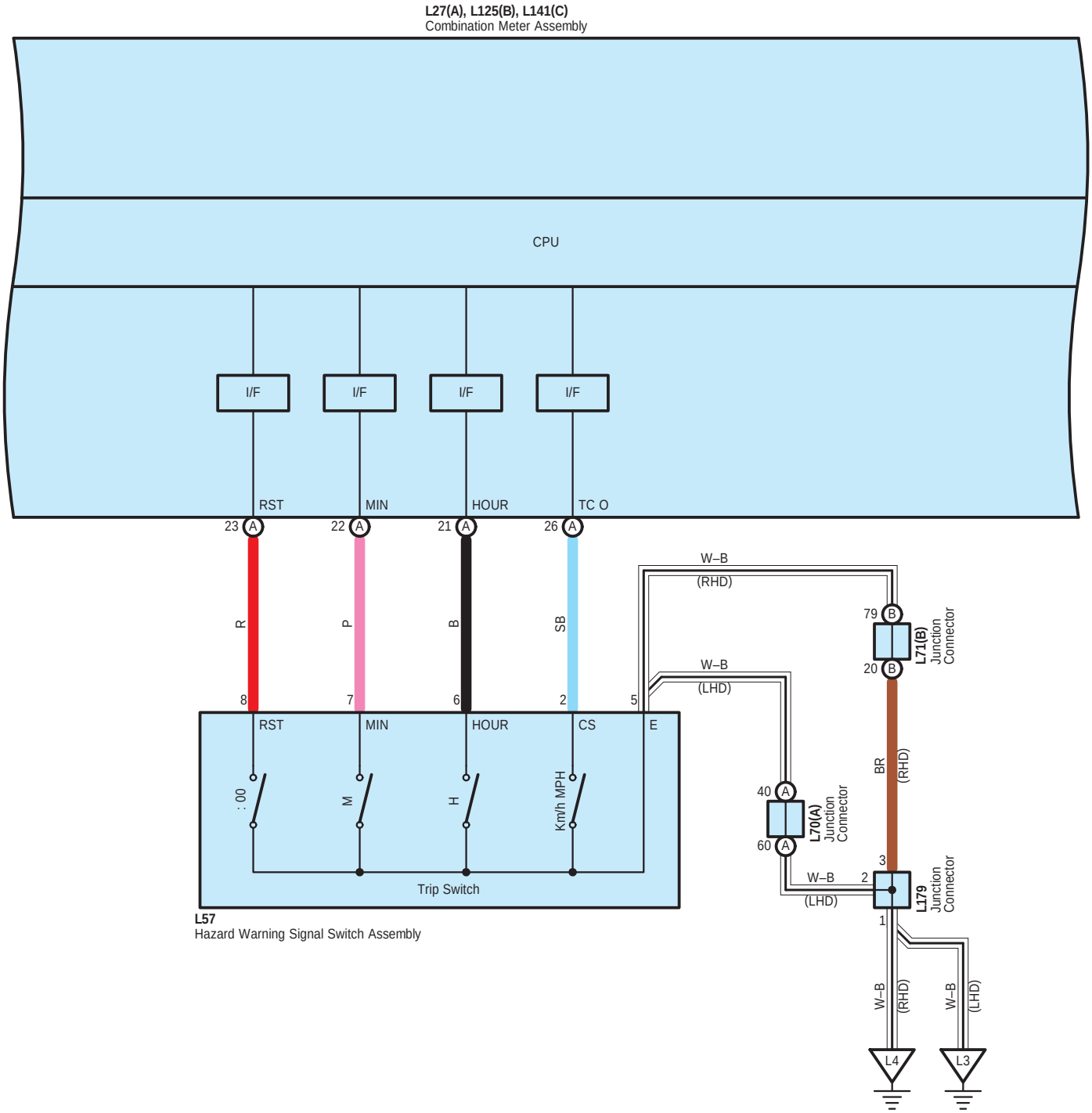
L27(A), L125(B), L141(C)
Combination Meter Assembly
CPU
I/F
I/F
I/F
I/F
RST
MIN
HOUR
TC O
23 A
22 A
21 A
26 A
R
P
B
SB
8
7
6
2
5
RST
MIN
HOUR
CS
E
: 00
M
H
Km/h MPH
Trip Switch
L57
Hazard Warning Signal Switch Assembly
W–B
(RHD)
W–B
(LHD)
79 B
20 B
L71(B)
Junction
Connector
BR
(RHD)
40 A
60 A
L70(A)
Junction
Connector
W–B
(LHD)
3
2
1
L179
Junction
Connector
W–B
(RHD)
W–B
(LHD)
L4
L3

*11 : Before May 2016 Production

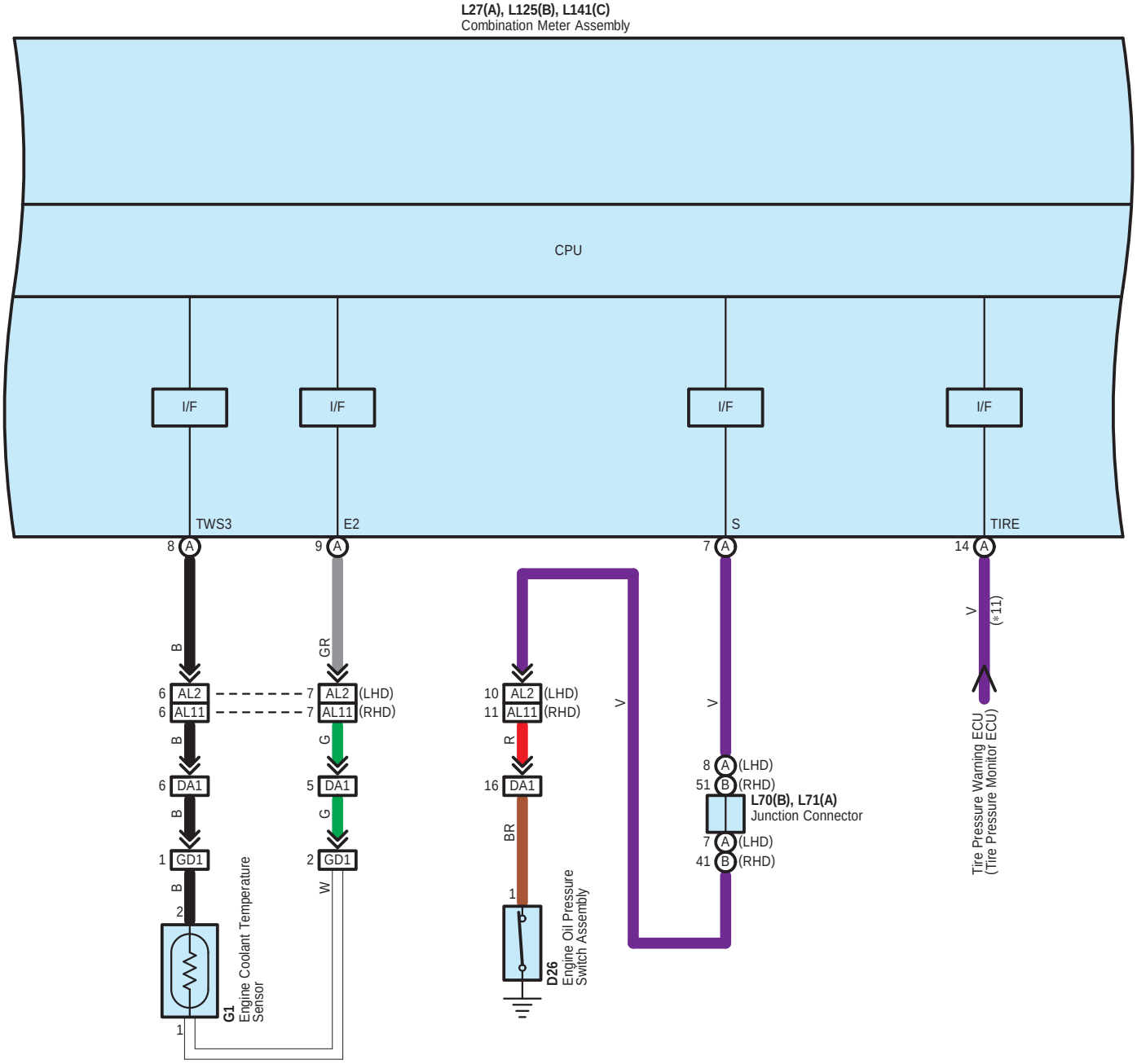

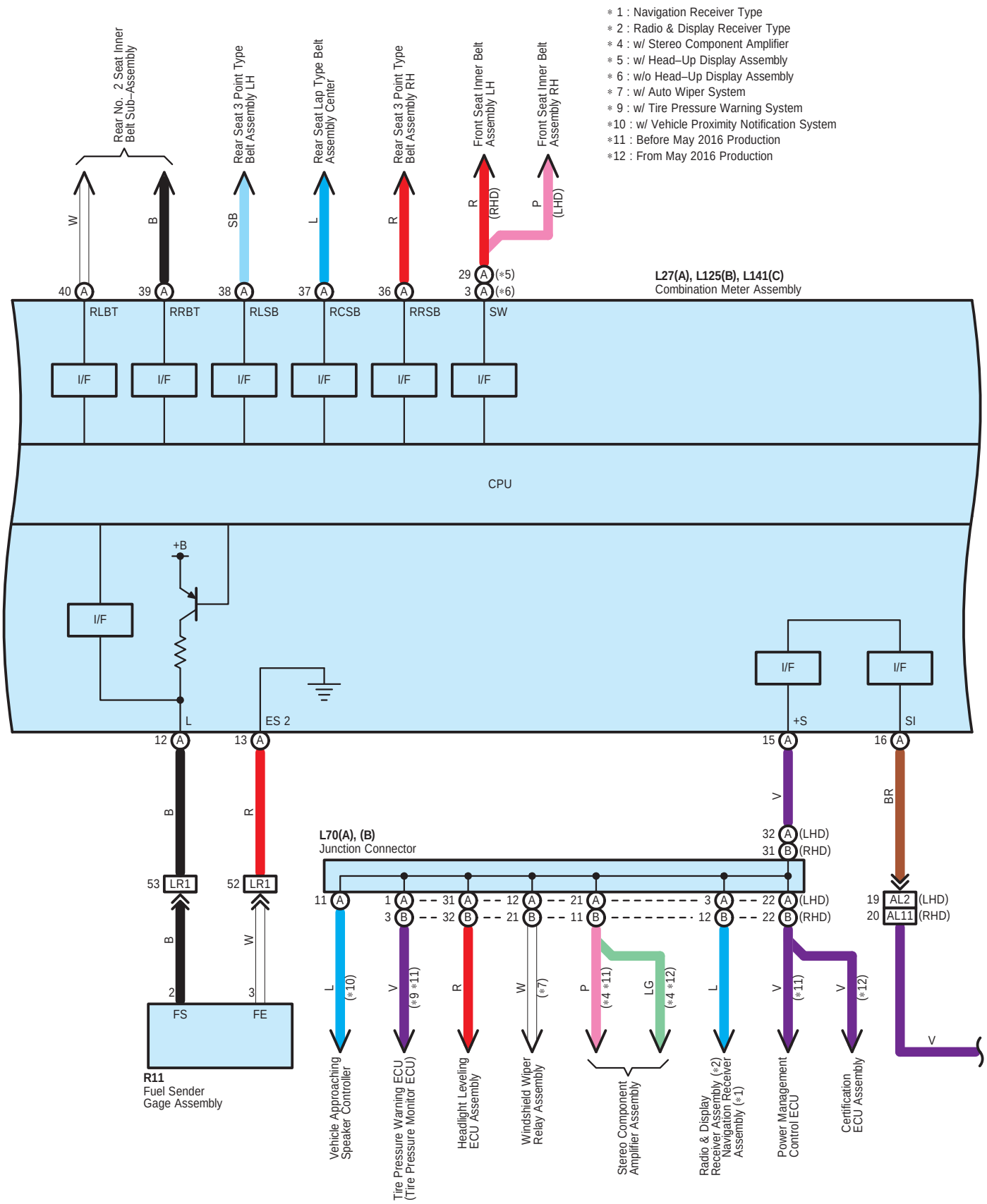
∗ 1 : Navigation Receiver Type
∗ 2 : Radio & Display Receiver Type
∗ 4 : w/ Stereo Component Amplifier
∗ 5 : w/ Head–Up Display Assembly
∗ 6 : w/o Head–Up Display Assembly
∗ 7 : w/ Auto Wiper System
∗ 9 : w/ Tire Pressure Warning System
∗10 : w/ Vehicle Proximity Notification System
∗11 : Before May 2016 Production
∗12 : From May 2016 Production
Rear No. 2 Seat Inner Belt Sub–Assembly
Rear Seat 3 Point Type Belt Assembly LH
Rear Seat Lap Type Belt Assembly Center
Rear Seat 3 Point Type Belt Assembly RH
Front Seat Inner Belt Assembly LH
Front Seat Inner Belt Assembly RH
L27(A), L125(B), L141(C)
Combination Meter Assembly
RLBT
RRBT
RLSB
RCSB
RRSB
SW
I/F
CPU
+B
L
ES 2
+S
SI
L70(A), (B)
Junction Connector
LR1
R11
Fuel Sender Gage Assembly
FS
FE
AL2
AL11
Vehicle Approaching Speaker Controller
Tire Pressure Warning ECU (Tire Pressure Monitor ECU)
Headlight Leveling ECU Assembly
Windshield Wiper Relay Assembly
Stereo Component Amplifier Assembly
Radio & Display Receiver Assembly (∗2) Navigation Receiver Assembly (∗1)
Power Management Control ECU
Certification ECU Assembly

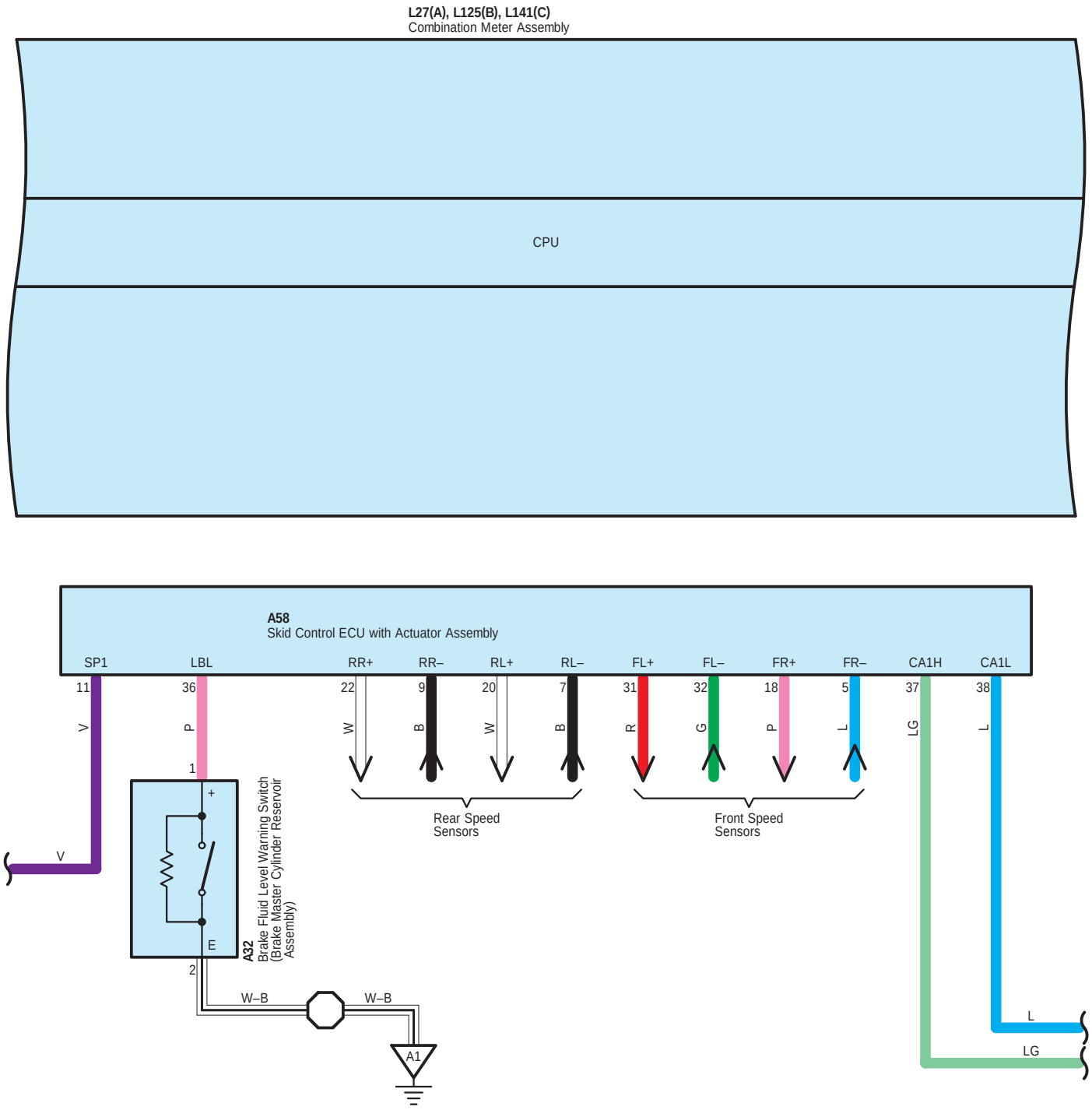
L27(A), L125(B), L141(C)
Combination Meter Assembly
CPU
A58
Skid Control ECU with Actuator Assembly
SP1
LBL
RR+
RR–
RL+
RL–
FL+
FL–
FR+
FR–
CA1H
CA1L
11
36
22
9
20
7
31
32
18
5
37
38
V
P
W
B
W
B
R
G
P
L
LG
L
1
2
+
E
V
A32
Brake Fluid Level Warning Switch
(Brake Master Cylinder Reservoir
Assembly)
Rear Speed
Sensors
Front Speed
Sensors
W–B
W–B
A1
L
LG

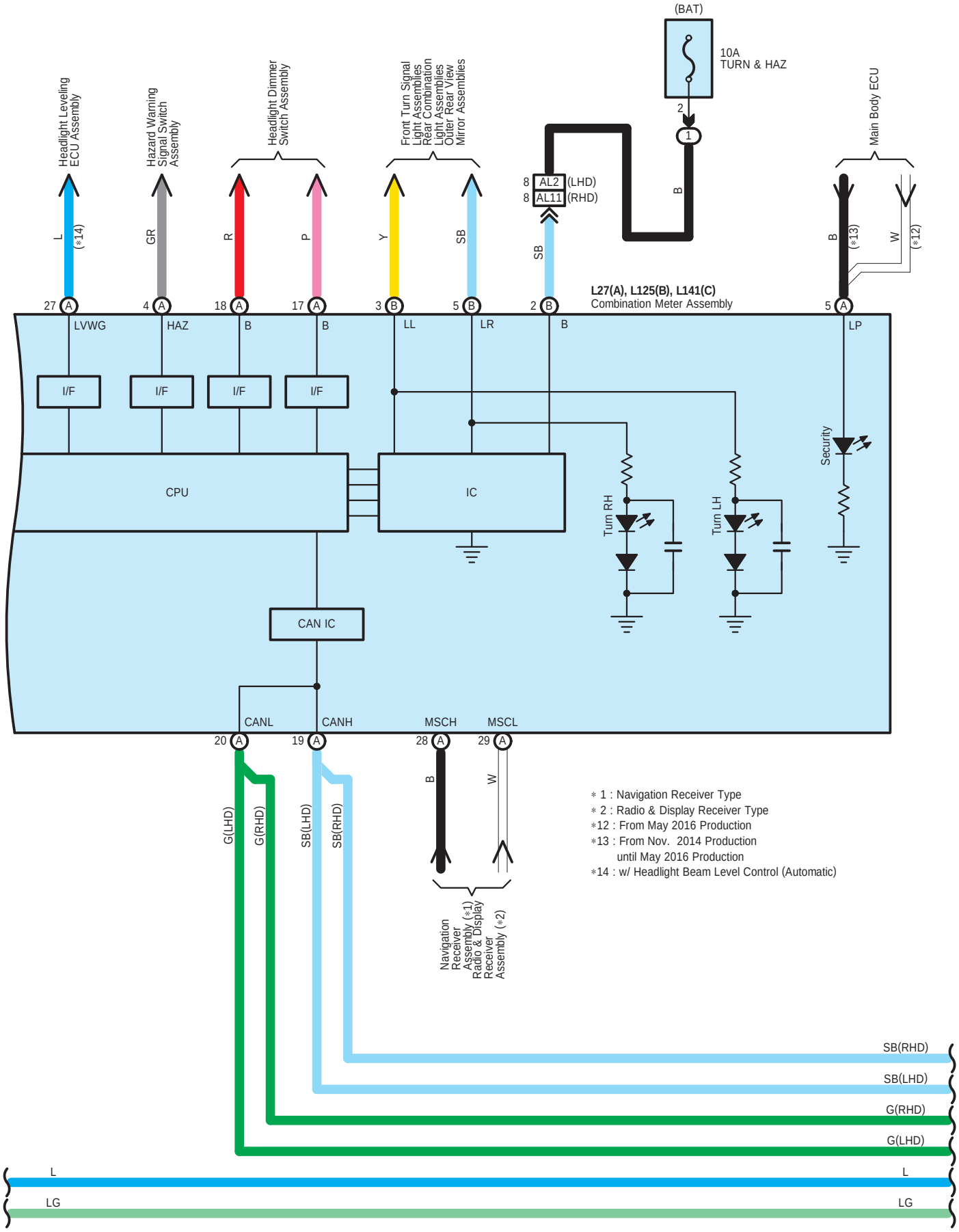

∗ 1 : Navigation Receiver Type
∗ 2 : Radio & Display Receiver Type
∗12 : From May 2016 Production
∗13 : From Nov. 2014 Production until May 2016 Production
∗14 : w/ Headlight Beam Level Control (Automatic)

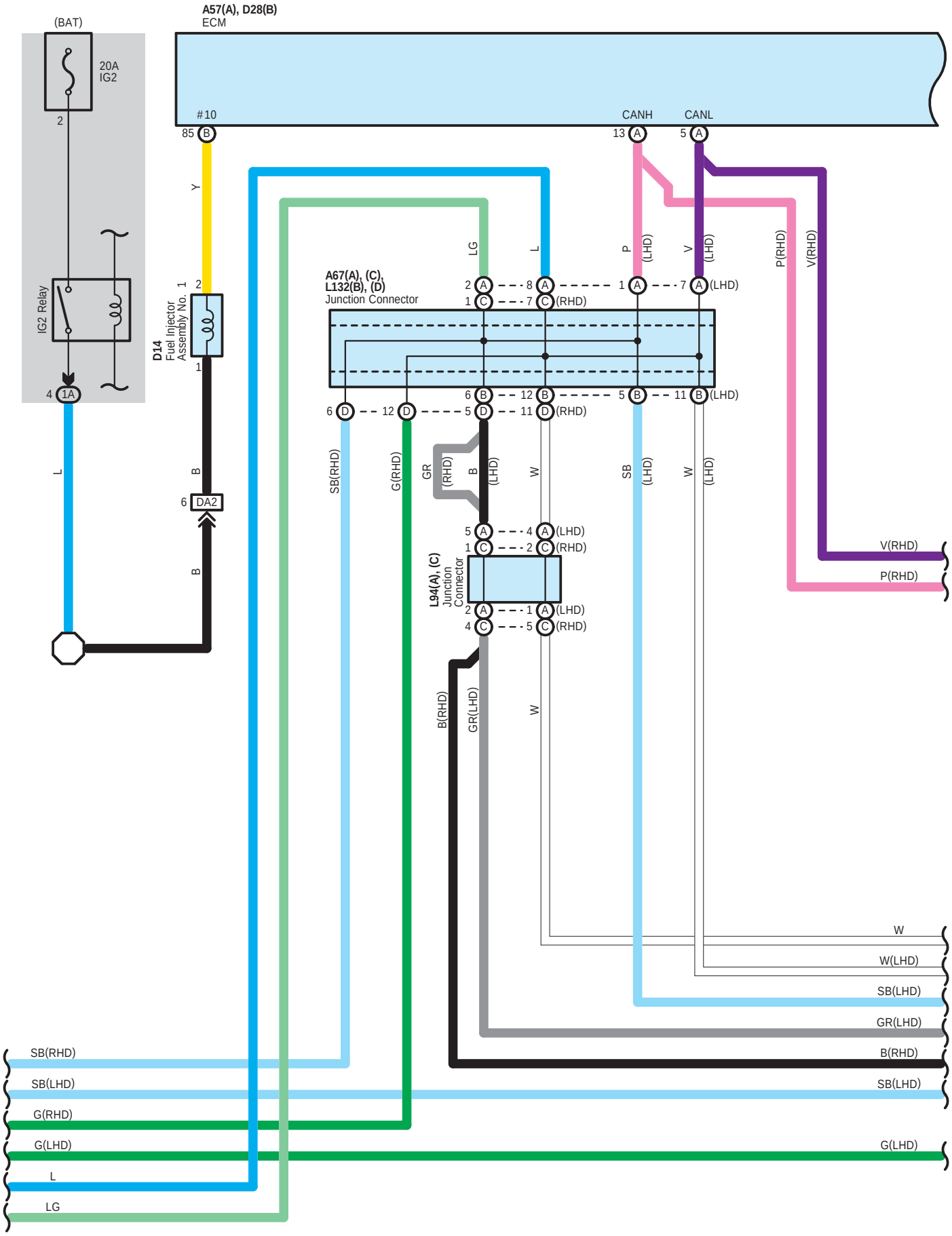
(BAT)
20A
IG2
2
IG2 Relay
4 1A
A57(A), D28(B)
ECM
#10
85 B
CANH
CANL
13 A
5 A
Y
D14
Fuel Injector
Assembly No. 1
2
1
L
B
6 DA2
B
A67(A), (C),
L132(B), (D)
Junction Connector
LG
L
P
(LHD)
V
(LHD)
P(RHD)
V(RHD)
2 A
1 C
8 A
7 C (RHD)
1 A
7 A (LHD)
6 B
12 B
5 B
11 B (LHD)
6 D
12 D
5 D
11 D (RHD)
SB(RHD)
G(RHD)
GR
(RHD)
B
(LHD)
W
SB
(LHD)
W
(LHD)
5 A
4 A (LHD)
1 C
2 C (RHD)
L94(A), (C)
Junction
Connector
2 A
1 A (LHD)
4 C
5 C (RHD)
B(RHD)
GR(LHD)
W
V(RHD)
P(RHD)
W
W(LHD)
SB(LHD)
GR(LHD)
B(RHD)
SB(LHD)
G(LHD)
SB(RHD)
SB(LHD)
G(RHD)
G(LHD)
L
LG

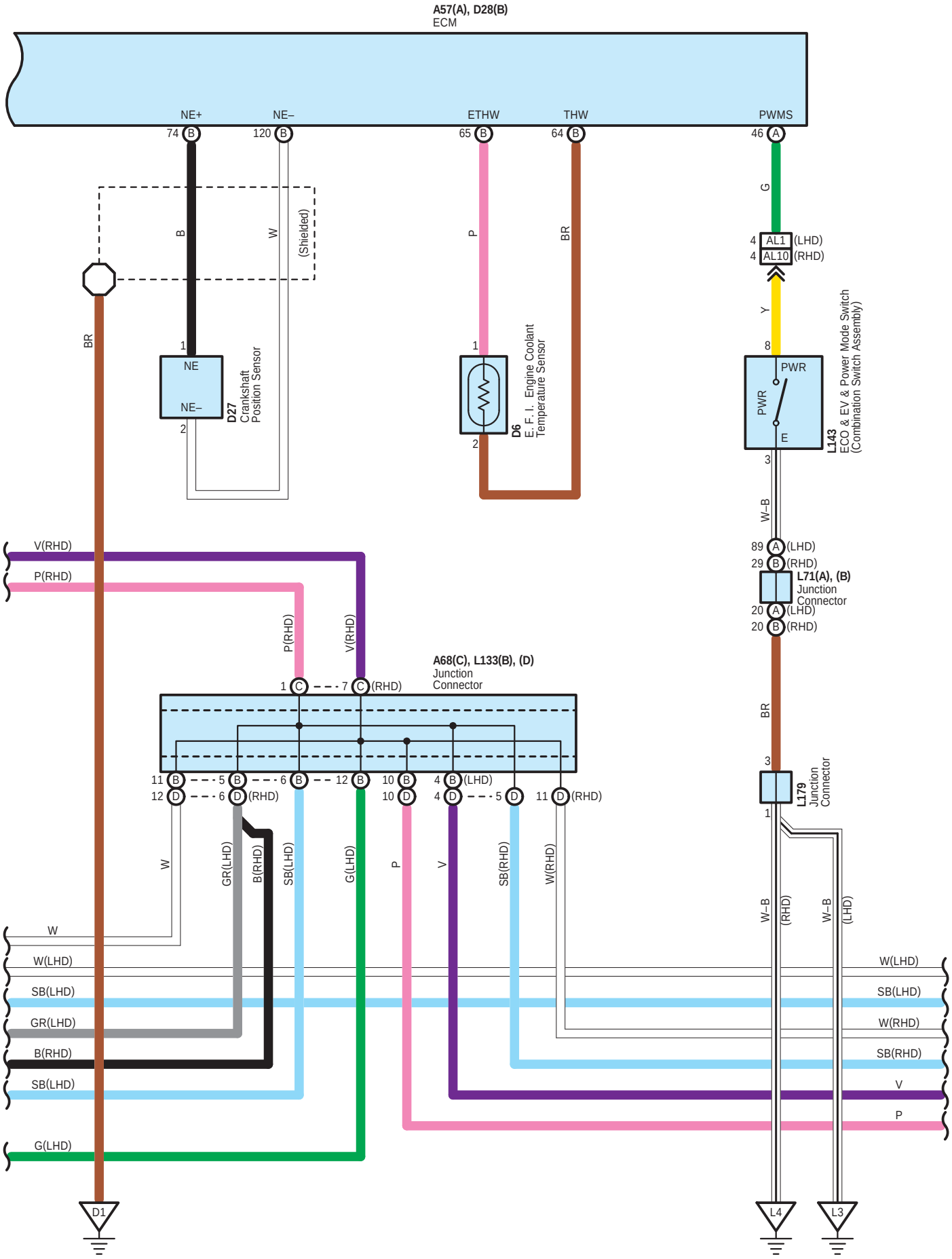
A57(A), D28(B)
ECM
NE+
NE–
ETHW
THW
PWMS
74 B
120 B
65 B
64 B
46 A
B
W
(Shielded)
P
BR
G
4 AL1 (LHD)
4 AL10 (RHD)
Y
1
NE
NE–
2
D27
Crankshaft
Position Sensor
D6
E. F. I. Engine Coolant
Temperature Sensor
8
PWR
E
L143
ECO & EV & Power Mode Switch
(Combination Switch Assembly)
3
W–B
89 A (LHD)
29 B (RHD)
L71(A), (B)
Junction
Connector
20 A (LHD)
20 B (RHD)
V(RHD)
P(RHD)
A68(C), L133(B), (D)
Junction
Connector
1 C
7 C (RHD)
11 B
5 B
6 B
12 B
10 B
4 B (LHD)
12 D
6 D (RHD)
10 D
4 D
5 D
11 D (RHD)
GR(LHD)
B(RHD)
SB(LHD)
G(LHD)
V
SB(RHD)
W(RHD)
L179
Junction
Connector
(RHD)
(LHD)
W(LHD)
SB(LHD)
GR(LHD)
B(RHD)
D1
L4
L3

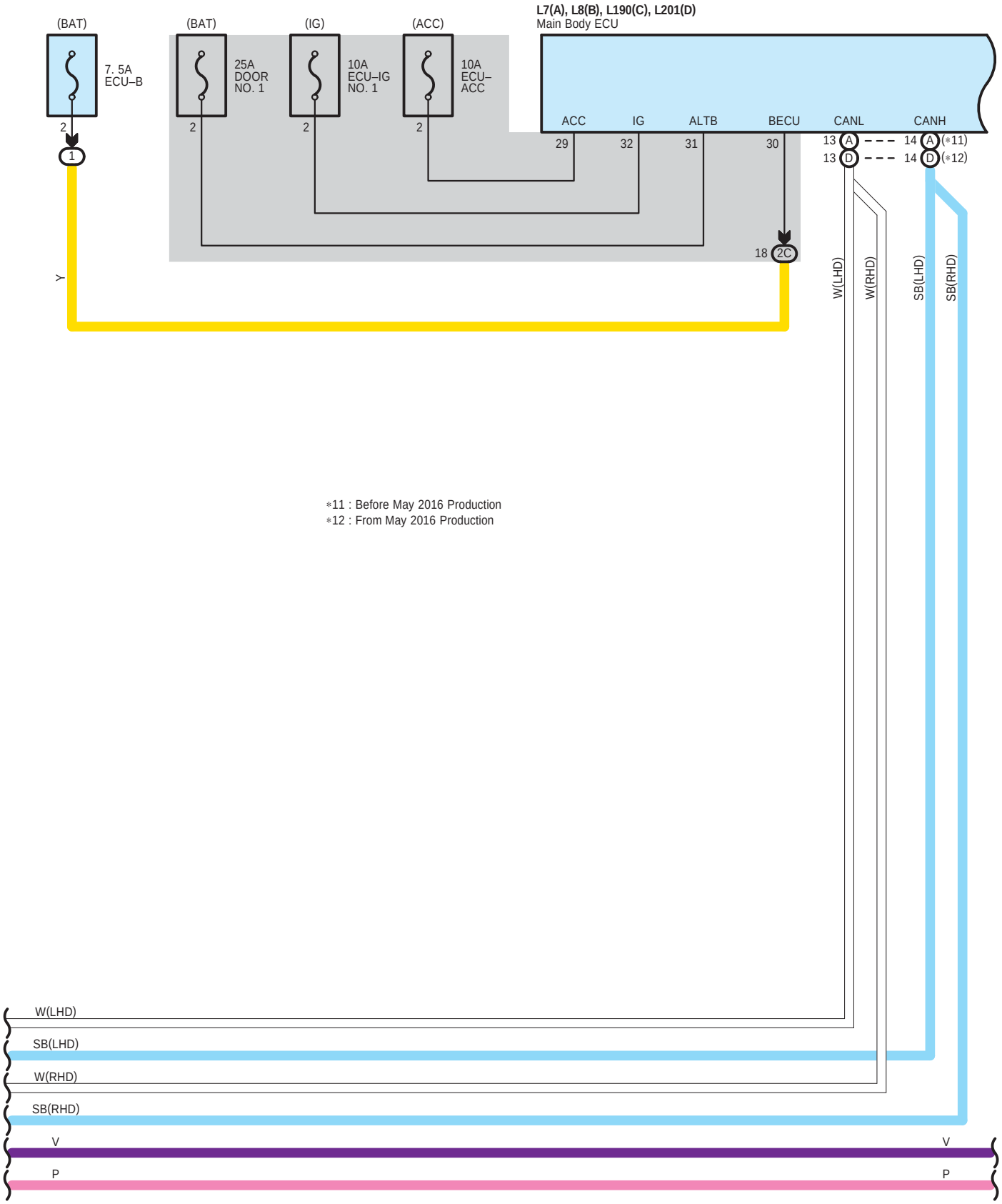
(BAT)
7. 5A
ECU–B
2
1
Y
(BAT)
25A
DOOR
NO. 1
2
(IG)
10A
ECU–IG
NO. 1
2
(ACC)
10A
ECU–
ACC
2
L7(A), L8(B), L190(C), L201(D)
Main Body ECU
ACC
IG
ALTB
BECU
CANL
CANH
29
32
31
30
13 A
13 D
14 A (∗11)
14 D (∗12)
18 2C
W(LHD)
W(RHD)
SB(LHD)
SB(RHD)
∗11 : Before May 2016 Production
∗12 : From May 2016 Production
W(LHD)
SB(LHD)
W(RHD)
SB(RHD)
V
V
P
P

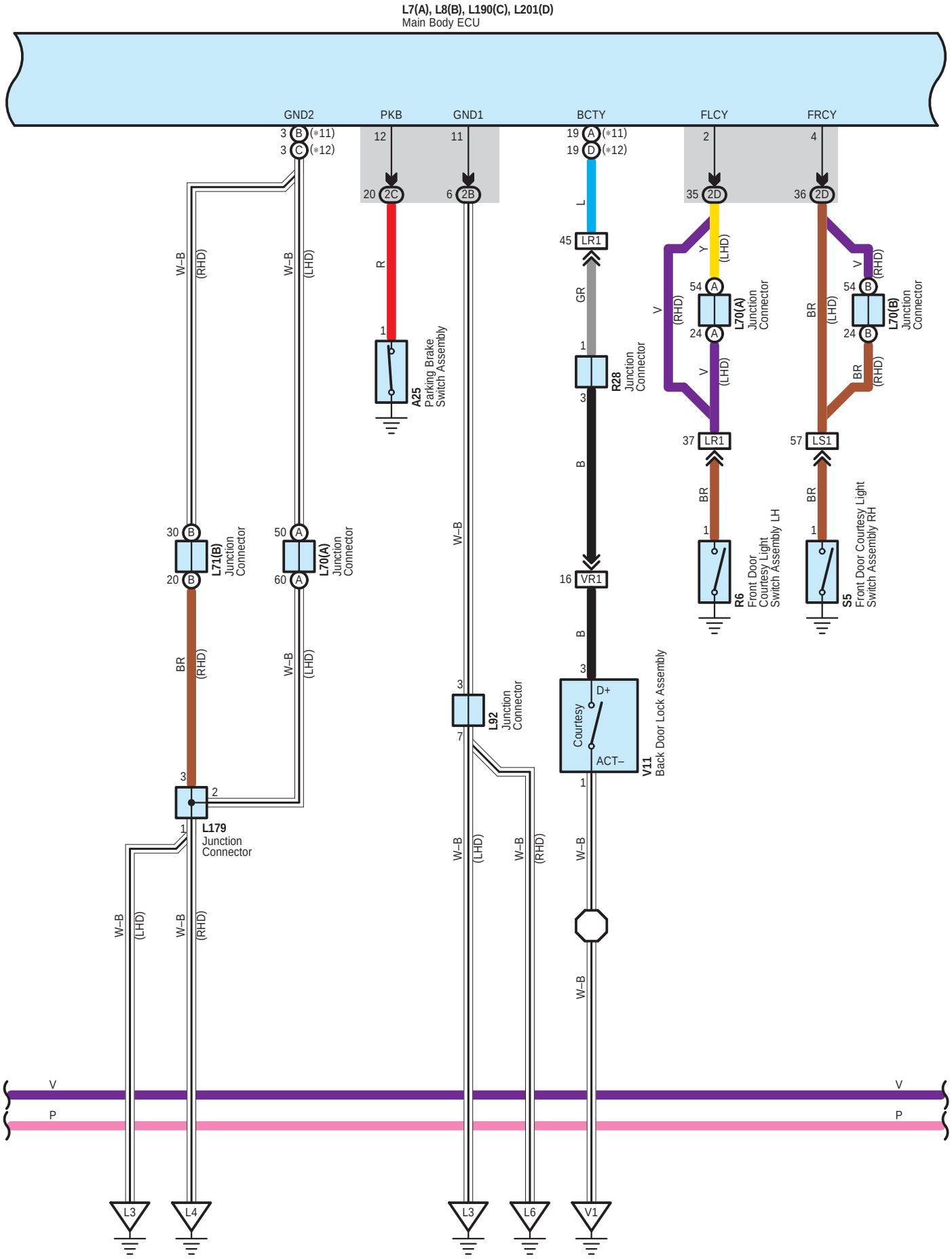
L7(A), L8(B), L190(C), L201(D)
Main Body ECU
GND2
PKB
GND1
BCTY
FLCY
FRCY
3 B (*11)
3 C (*12)
12
11
19 A (*11)
19 D (*12)
2
4
20 2C
6 2B
35 2D
36 2D
L
45 LR1
GR
1
R28 Junction Connector
3
B
16 VR1
B
3
D+
Courtesy
ACT–
V11 Back Door Lock Assembly
1
R
1
A25 Parking Brake Switch Assembly
W–B
(RHD)
(LHD)
Y
V
54 A
24 A
L70(A) Junction Connector
37 LR1
BR
1
R6 Front Door Courtesy Light Switch Assembly LH
54 B
24 B
L70(B) Junction Connector
57 LS1
S5 Front Door Courtesy Light Switch Assembly RH
30 B
20 B
L71(B) Junction Connector
50 A
60 A
3
7
L92 Junction Connector
3
2
1
L179 Junction Connector
P
L3
L4
L6
V1

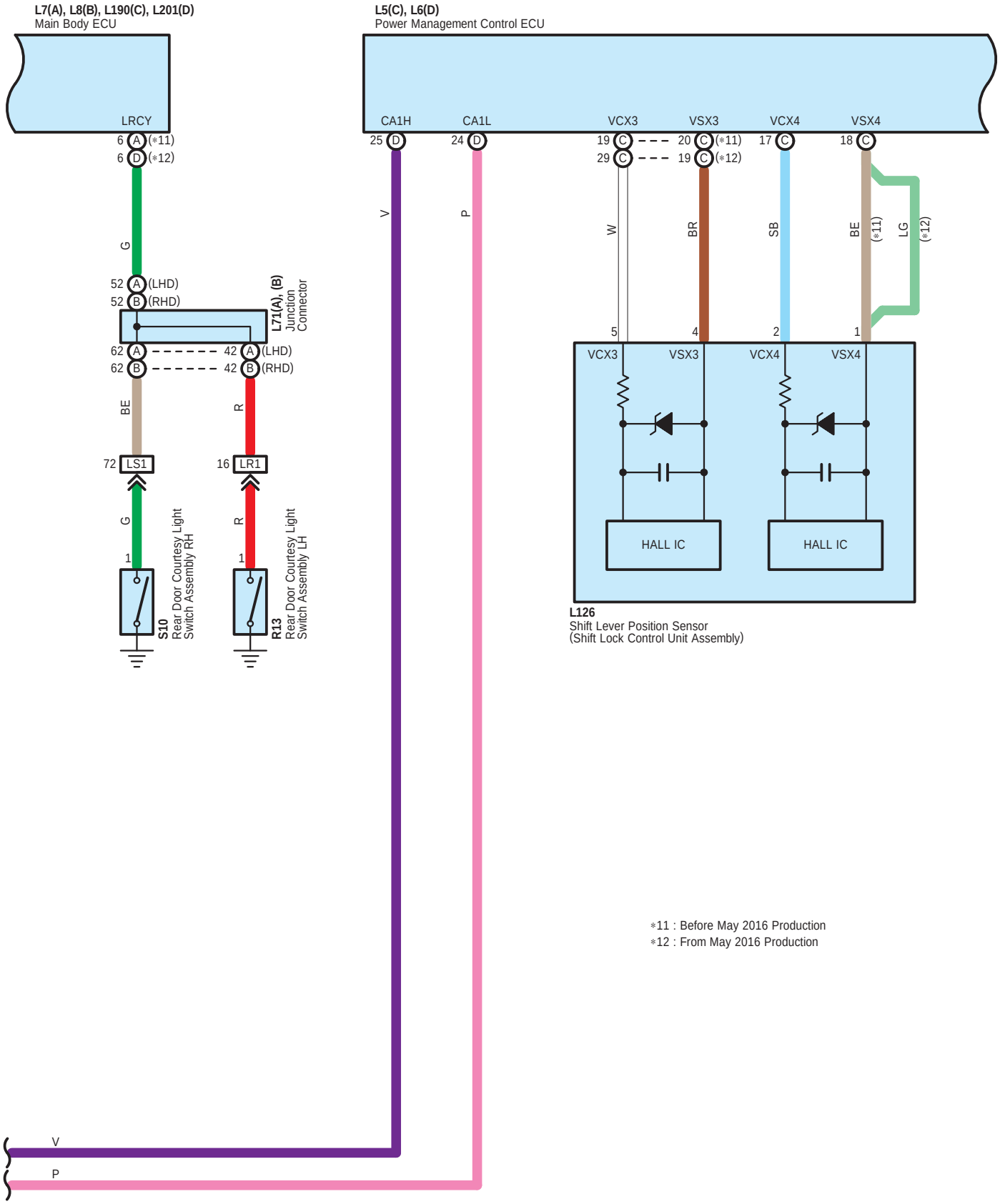

*11 : Before May 2016 Production
*12 : From May 2016 Production

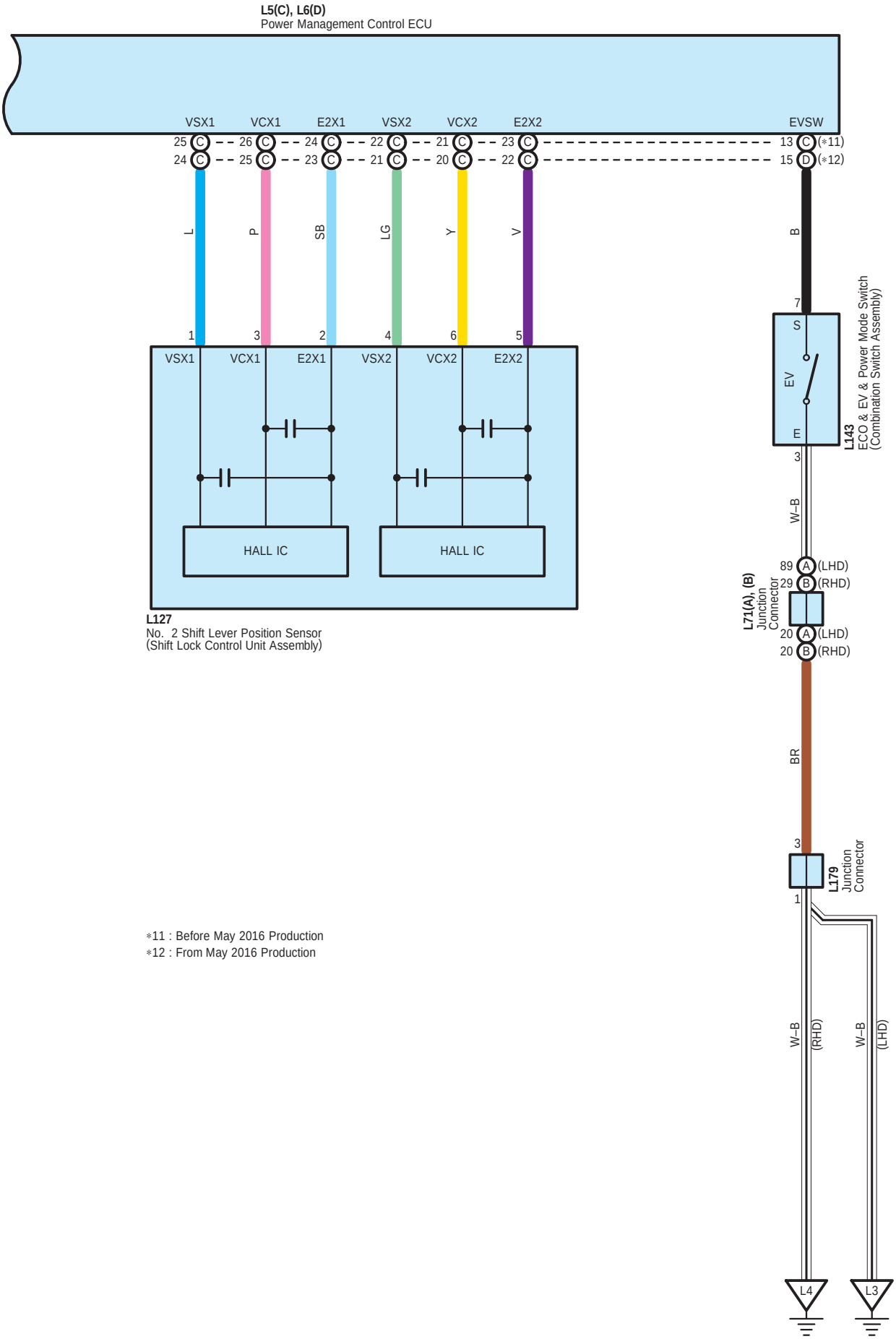

*11 : Before May 2016 Production
*12 : From May 2016 Production

A 25
White

A 32
Black

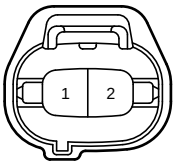

A 57
Black

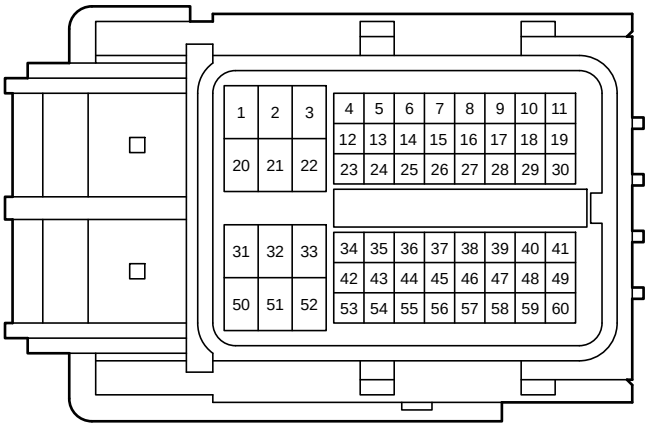

A 58
Gray

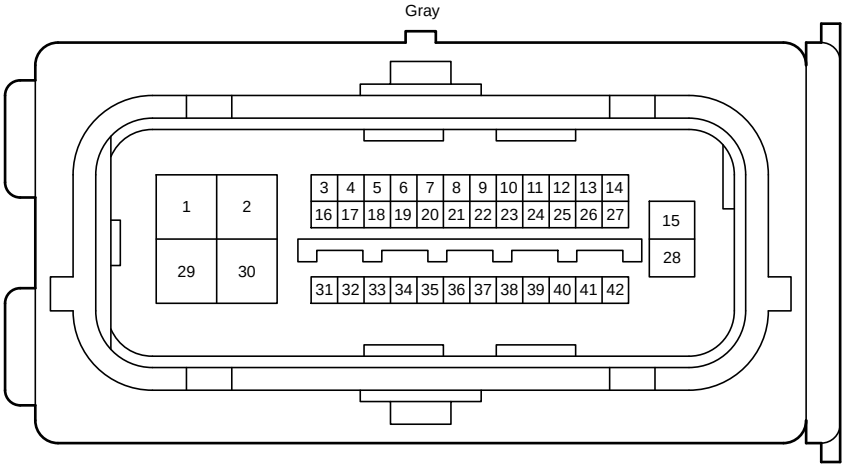

A 67
Blue

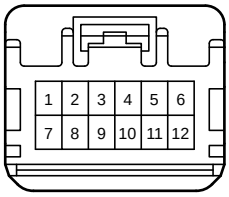

A 68
Gray

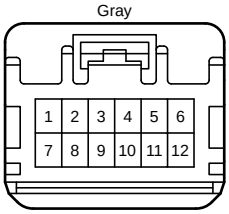

D 6
Black

D 14
Black

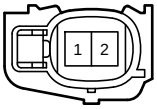

D 26
Gray

D 27
Black

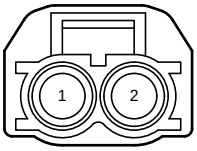

D 28
Black

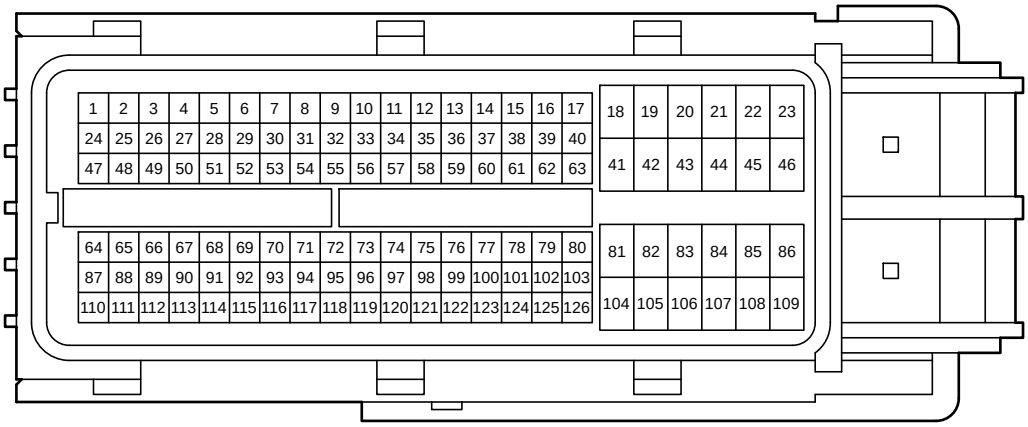

G 1
Black

L 5
Gray

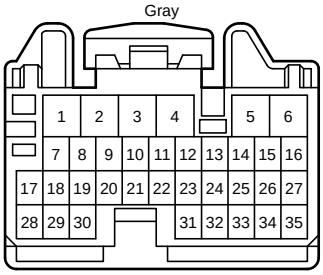

L 6
Gray

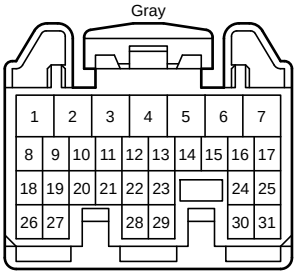

L 7
White

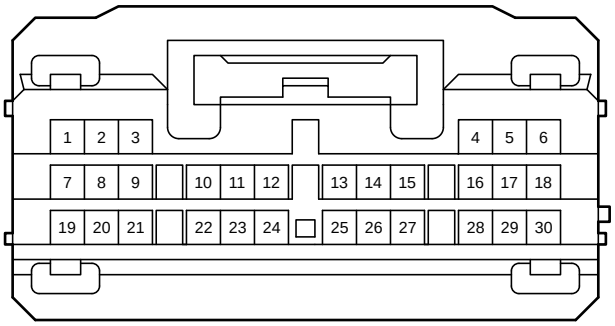

L 8
White

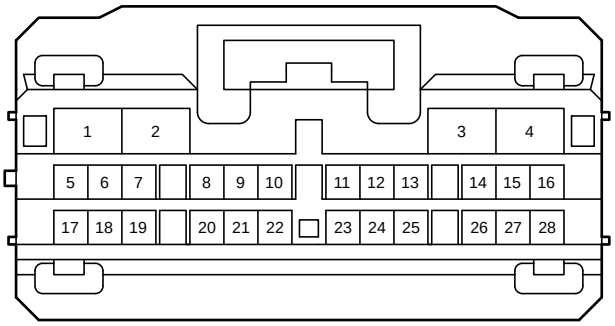

L 27
White

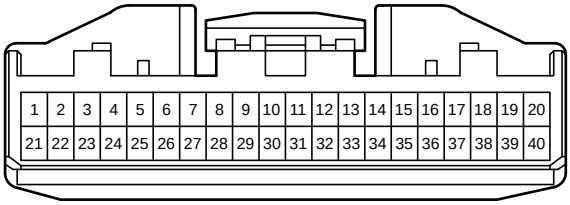

L 52
Black



L 57
Black

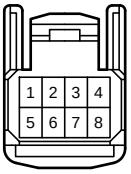

L 70
White

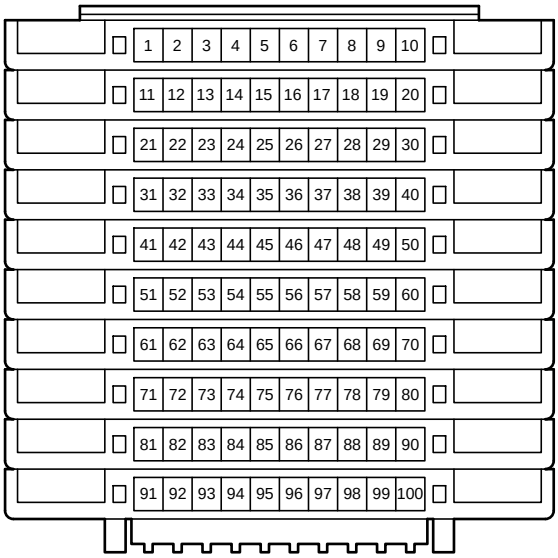

L 71
White

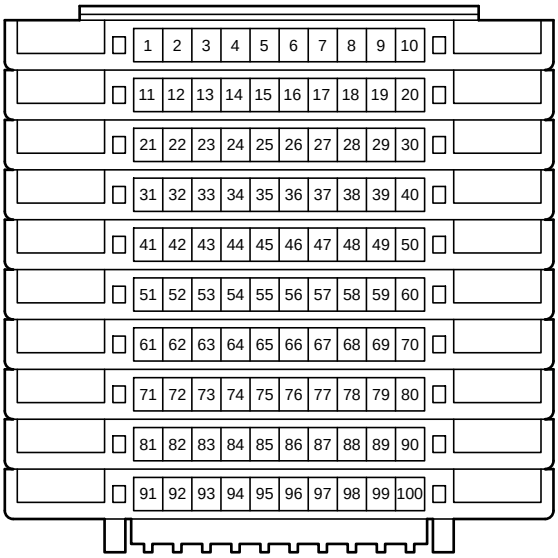

L 87
White

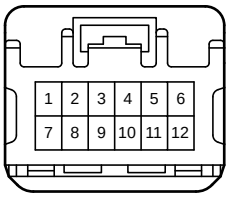

L 92
White

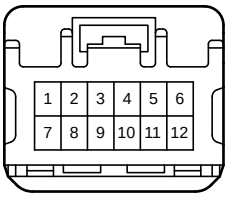

L 94
White

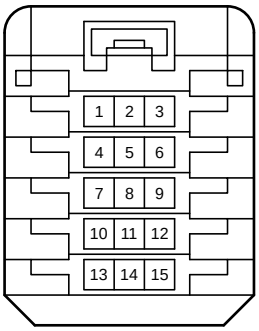

L125
White

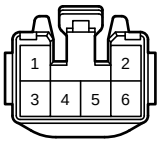

L126
White

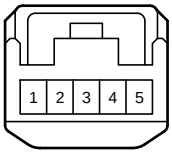

L127
Black

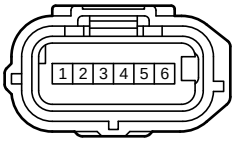

L132
Blue

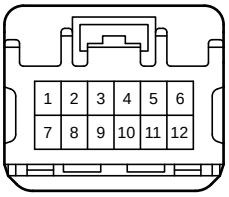

L133
Gray

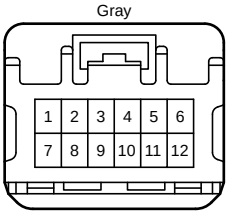

L141
White

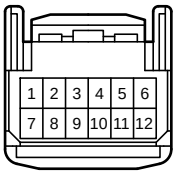

L143
White

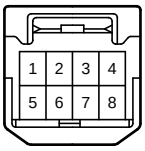

L147
White

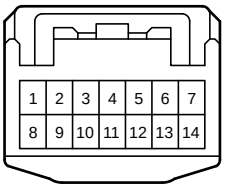

L160
Black



L179
Black

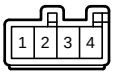

L190
White

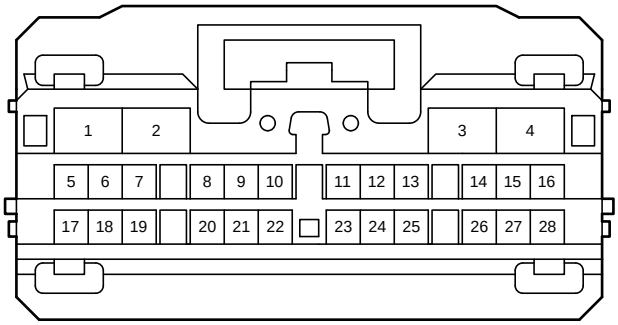

L201
White

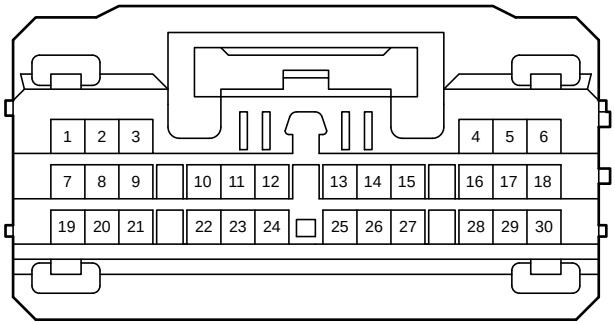

R 6
Black

R 11
White

R 13
Black

R 28
Black

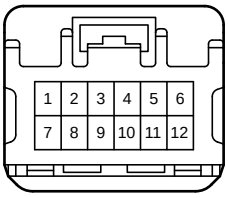

S 5
Black

S 10
Black

V 11
Black

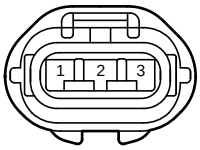

z 9
White

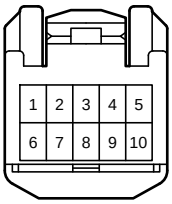

1A
White

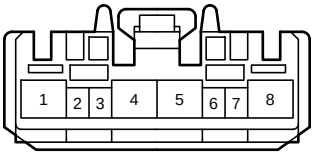

2A
White

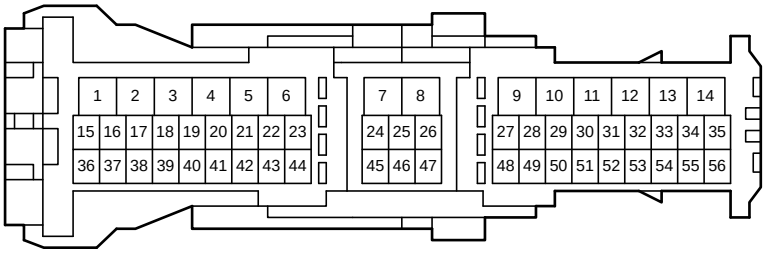

2B
White

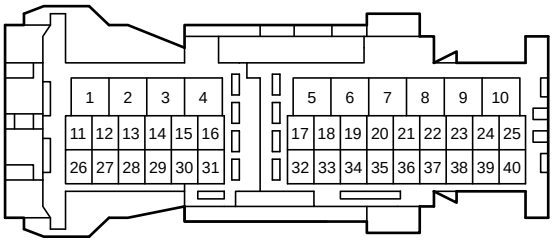

2C
White

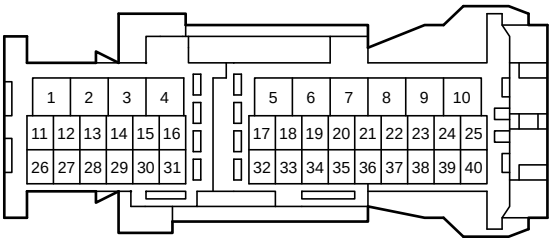

2D
White

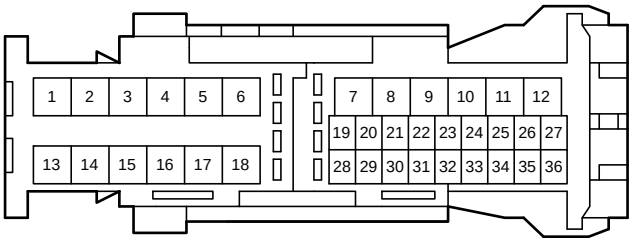

AL1
White

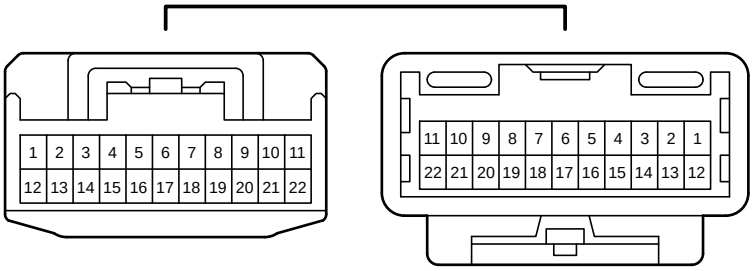

AL2
Gray

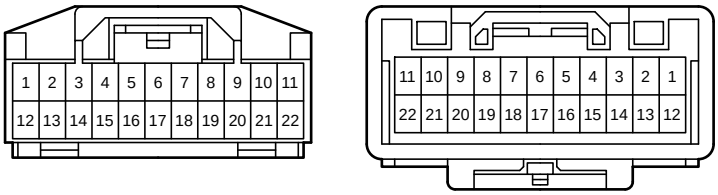

AL10
Blue

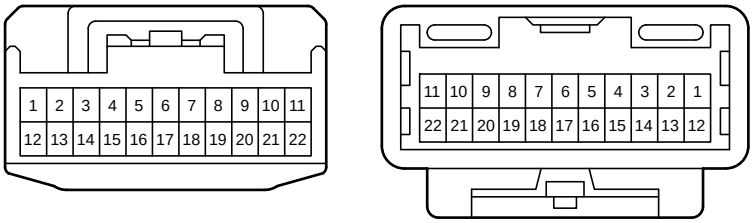

AL11
White

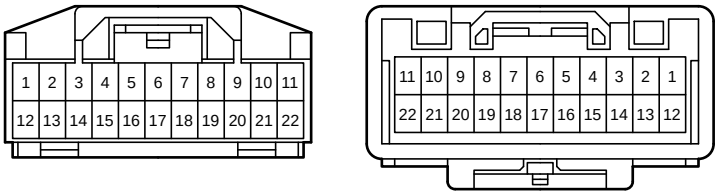

DA1
White

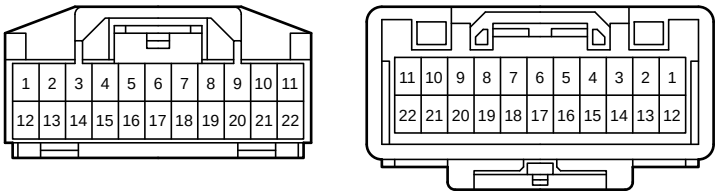

DA2
White

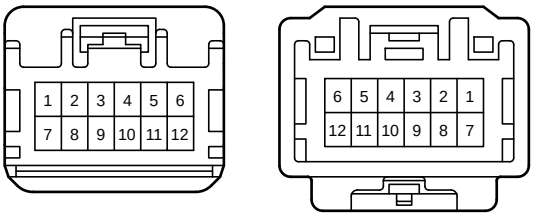

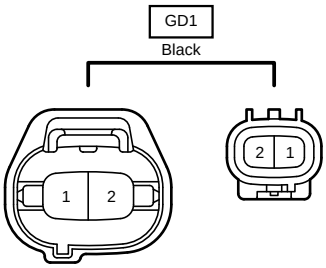
GD1
Black
1
2
2
1

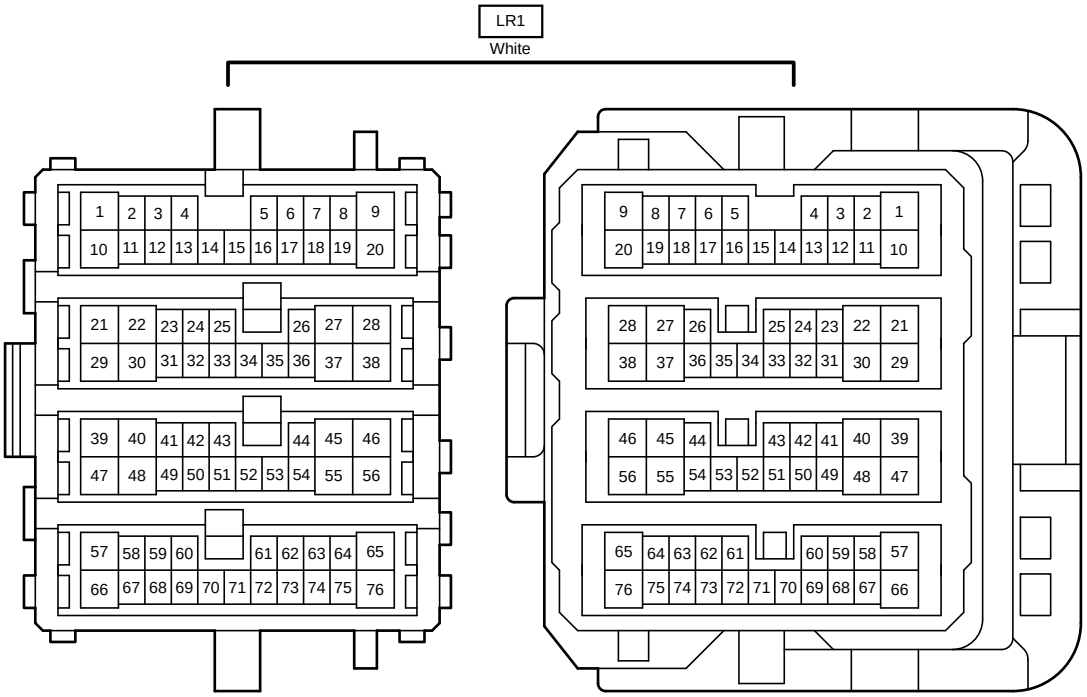
LR1
White
1 2 3 4 5 6 7 8 9
10 11 12 13 14 15 16 17 18 19 20
21 22 23 24 25 26 27 28
29 30 31 32 33 34 35 36 37 38
39 40 41 42 43 44 45 46
47 48 49 50 51 52 53 54 55 56
57 58 59 60 61 62 63 64 65
66 67 68 69 70 71 72 73 74 75 76
9 8 7 6 5 4 3 2 1
20 19 18 17 16 15 14 13 12 11 10
28 27 26 25 24 23 22 21
38 37 36 35 34 33 32 31 30 29
46 45 44 43 42 41 40 39
56 55 54 53 52 51 50 49 48 47
65 64 63 62 61 60 59 58 57
76 75 74 73 72 71 70 69 68 67 66

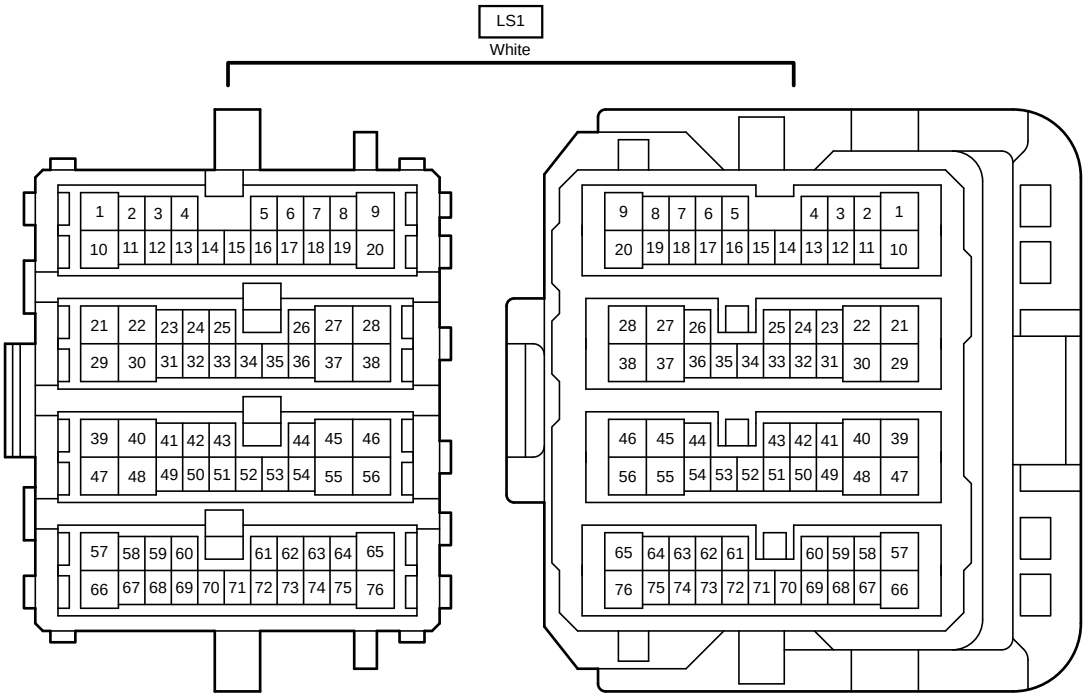
LS1
White
1 2 3 4 5 6 7 8 9
10 11 12 13 14 15 16 17 18 19 20
21 22 23 24 25 26 27 28
29 30 31 32 33 34 35 36 37 38
39 40 41 42 43 44 45 46
47 48 49 50 51 52 53 54 55 56
57 58 59 60 61 62 63 64 65
66 67 68 69 70 71 72 73 74 75 76
9 8 7 6 5 4 3 2 1
20 19 18 17 16 15 14 13 12 11 10
28 27 26 25 24 23 22 21
38 37 36 35 34 33 32 31 30 29
46 45 44 43 42 41 40 39
56 55 54 53 52 51 50 49 48 47
65 64 63 62 61 60 59 58 57
76 75 74 73 72 71 70 69 68 67 66

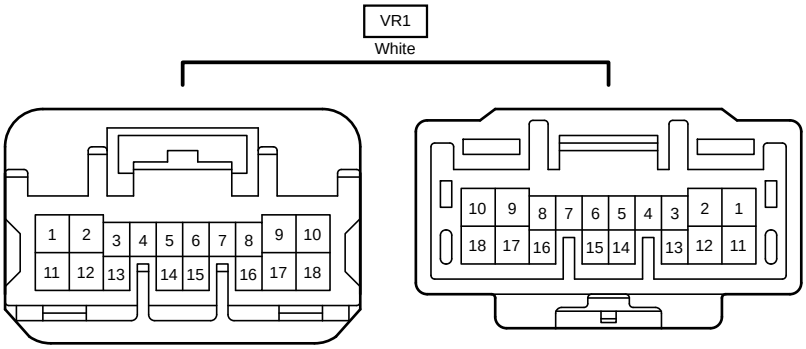
VR1
White
1 2 3 4 5 6 7 8 9 10
11 12 13 14 15 16 17 18
10 9 8 7 6 5 4 3 2 1
18 17 16 15 14 13 12 11