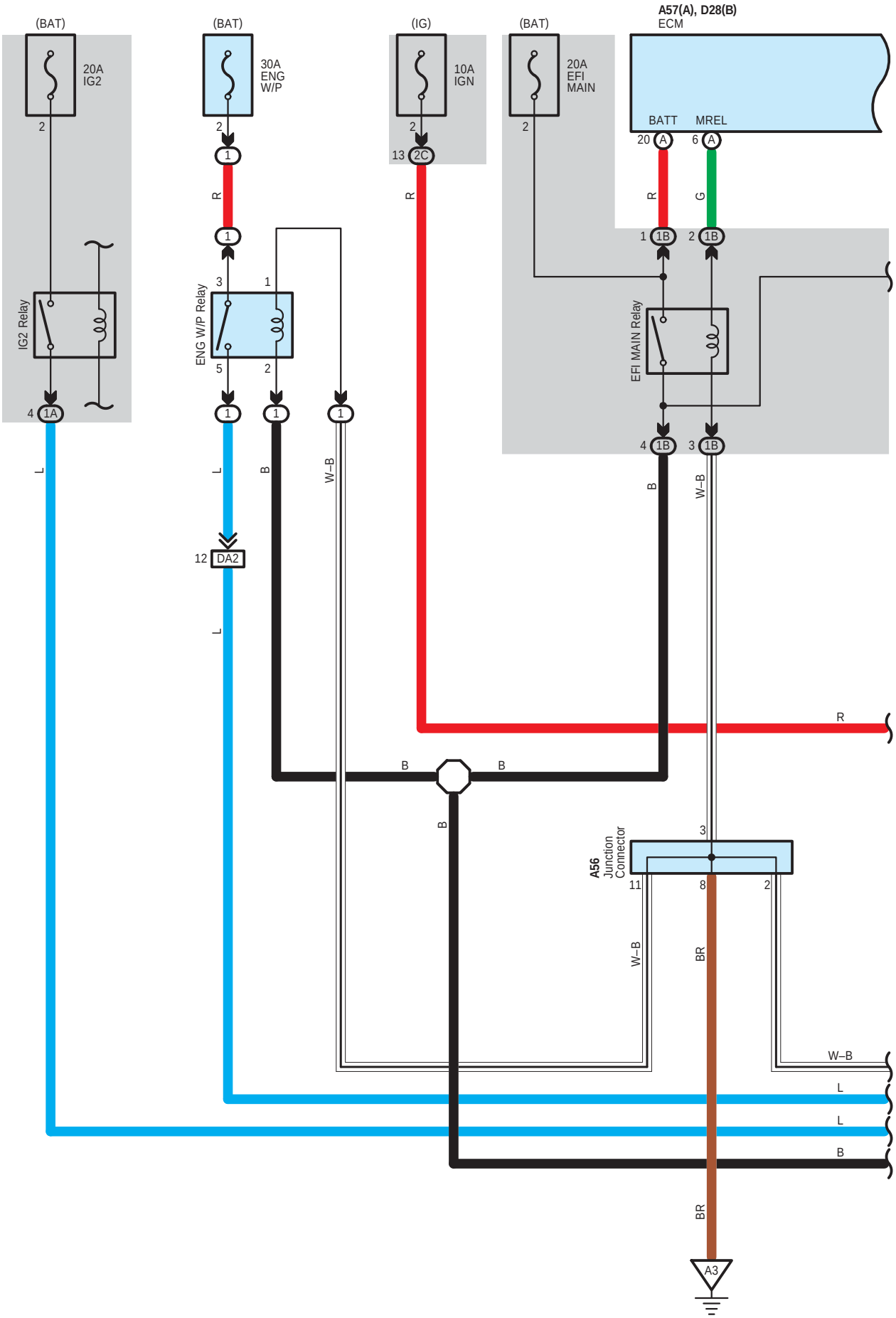
(BAT)
20A
IG2
2
IG2 Relay
4
1A
L
(BAT)
30A
ENG
W/P
2
1
R
1
3
1
ENG W/P Relay
5
2
1
1
1
L
B
W–B
12
DA2
L
(IG)
10A
IGN
2
13
2C
R
(BAT)
20A
EFI
MAIN
2
A57(A), D28(B)
ECM
BATT
MREL
20
A
6
A
R
G
1
1B
2
1B
EFI MAIN Relay
4
1B
3
1B
B
W–B
R
B
B
B
A56
Junction
Connector
3
11
8
2
W–B
BR
W–B
L
L
B
BR
A3

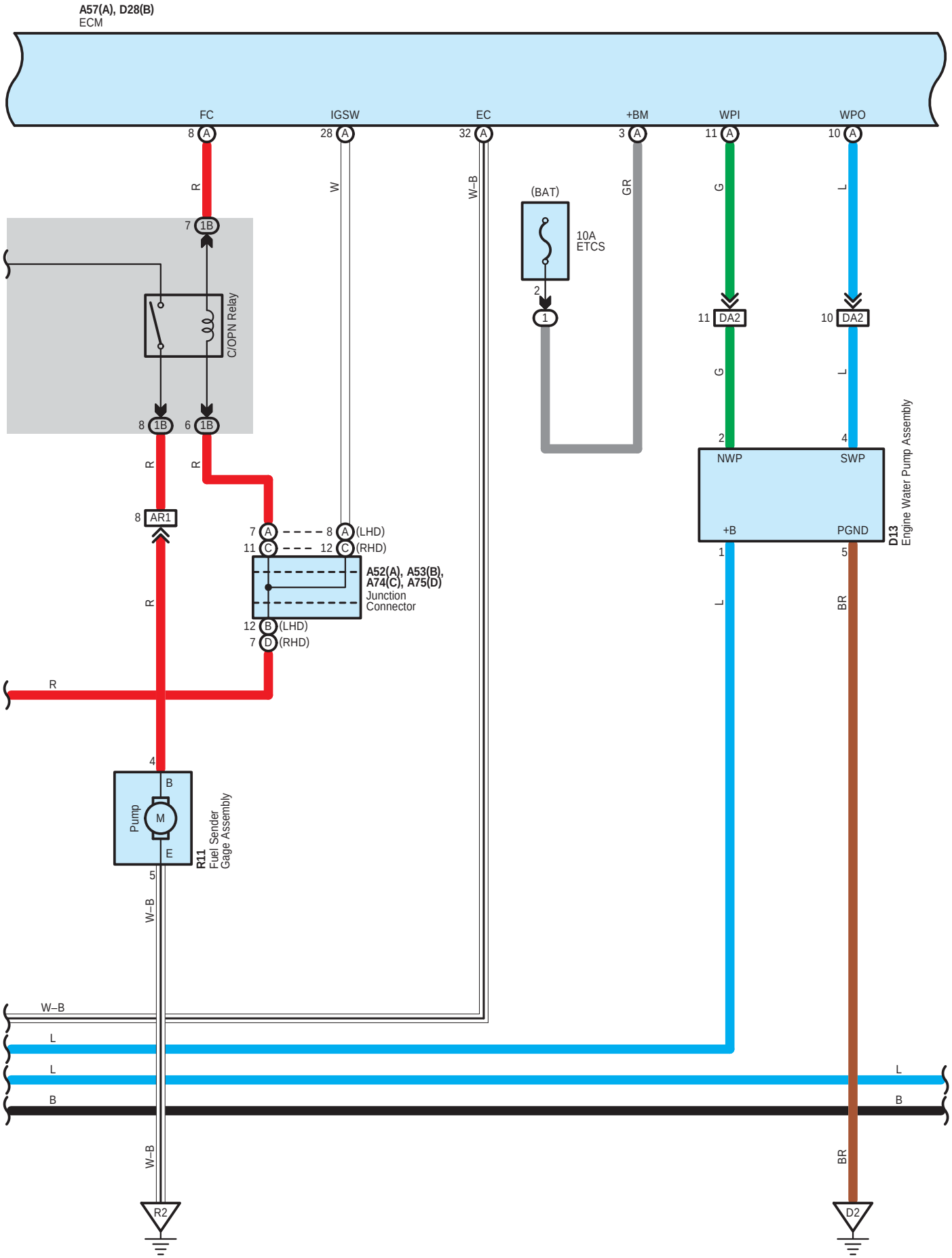
A57(A), D28(B)
ECM
FC
IGSW
EC
+BM
WPI
WPO
8 A
28 A
32 A
3 A
11 A
10 A
R
W
W–B
GR
G
L
(BAT)
10A
ETCS
2
1
7 1B
C/OPN Relay
8 1B
6 1B
11 DA2
10 DA2
2
4
NWP
SWP
+B
PGND
D13
Engine Water Pump Assembly
1
5
8 AR1
7 A
8 A (LHD)
11 C
12 C (RHD)
A52(A), A53(B),
A74(C), A75(D)
Junction
Connector
12 B (LHD)
7 D (RHD)
4
B
Pump
M
E
R11
Fuel Sender
Gage Assembly
5
BR
B
R2
D2

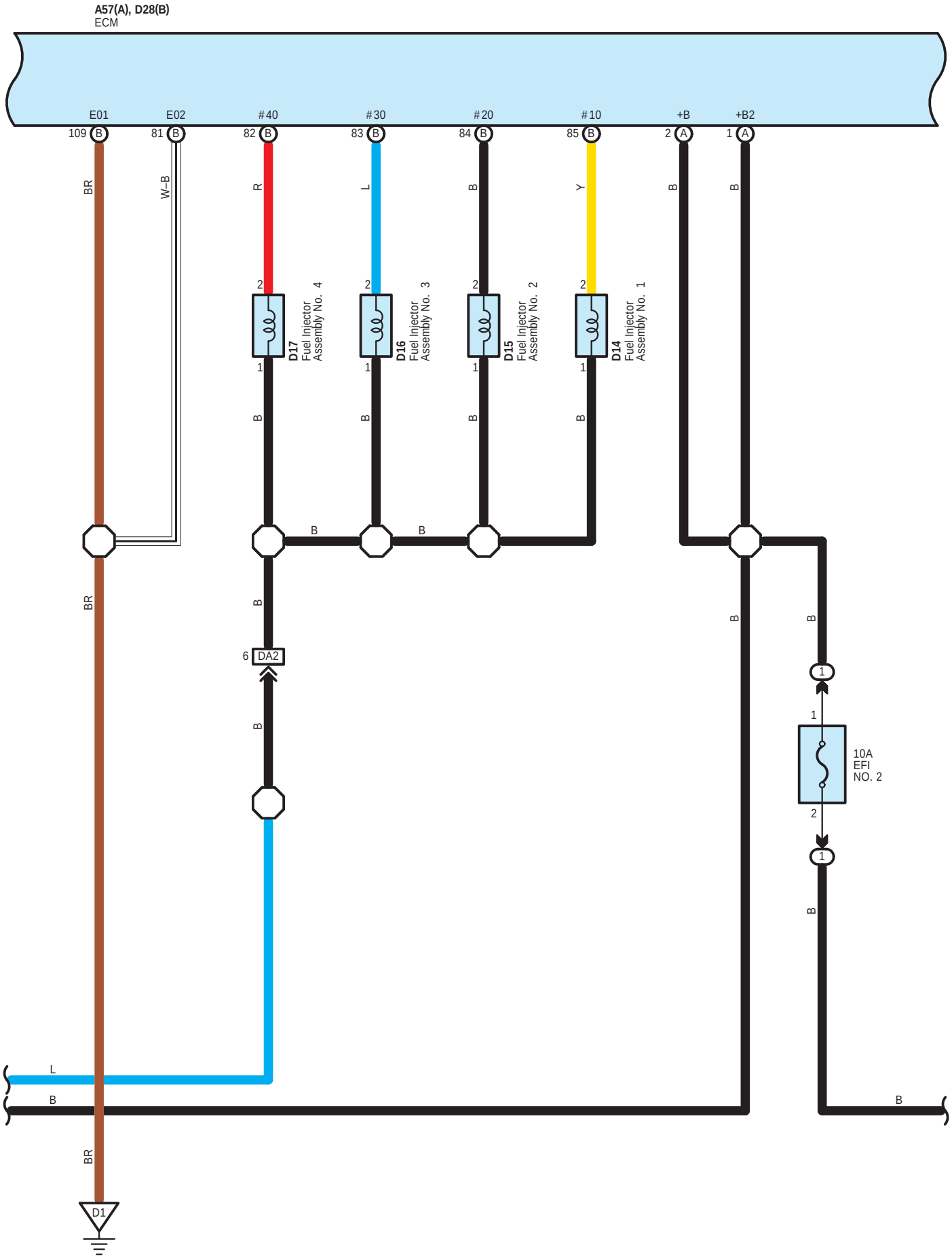
A57(A), D28(B)
ECM
E01
E02
#40
#30
#20
#10
+B
+B2
109 B
81 B
82 B
83 B
84 B
85 B
2 A
1 A
BR
W–B
R
L
B
Y
B
B
2
1
D17
Fuel Injector
Assembly No. 4
D16
Fuel Injector
Assembly No. 3
D15
Fuel Injector
Assembly No. 2
D14
Fuel Injector
Assembly No. 1
6 DA2
1
2
10A
EFI
NO. 2
D1

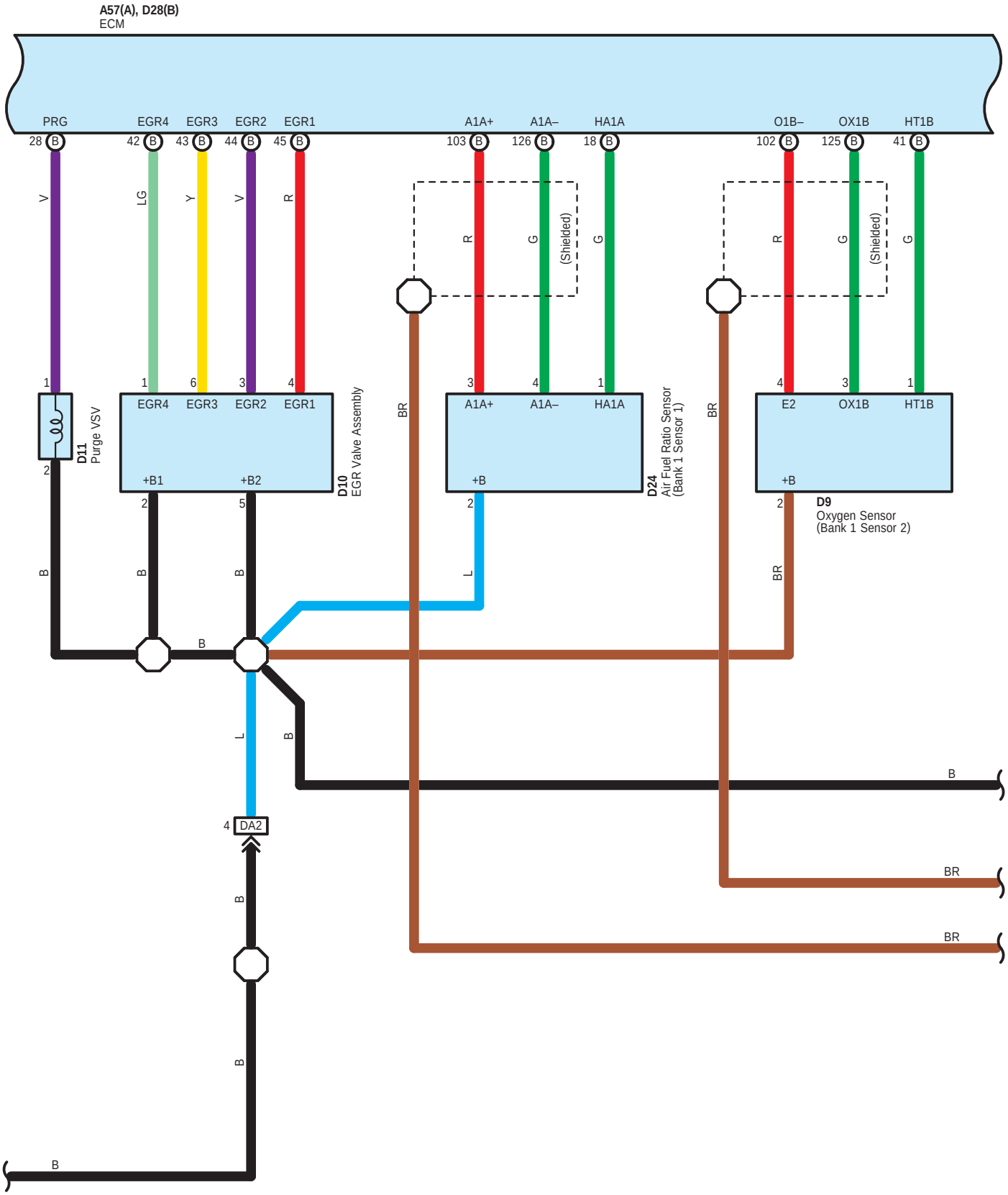
A57(A), D28(B)
ECM
PRG
EGR4
EGR3
EGR2
EGR1
A1A+
A1A–
HA1A
O1B–
OX1B
HT1B
28 B
42 B
43 B
44 B
45 B
103 B
126 B
18 B
102 B
125 B
41 B
V
LG
Y
V
R
R
G
(Shielded)
G
R
G
(Shielded)
G
1
1
6
3
4
3
4
1
4
3
1
D11
Purge VSV
EGR4
EGR3
EGR2
EGR1
+B1
+B2
D10
EGR Valve Assembly
BR
A1A+
A1A–
HA1A
+B
D24
Air Fuel Ratio Sensor
(Bank 1 Sensor 1)
BR
E2
OX1B
HT1B
+B
D9
Oxygen Sensor
(Bank 1 Sensor 2)
2
2
5
2
2
B
B
B
L
BR
B
L
B
B
4 DA2
B
BR
BR
B
B

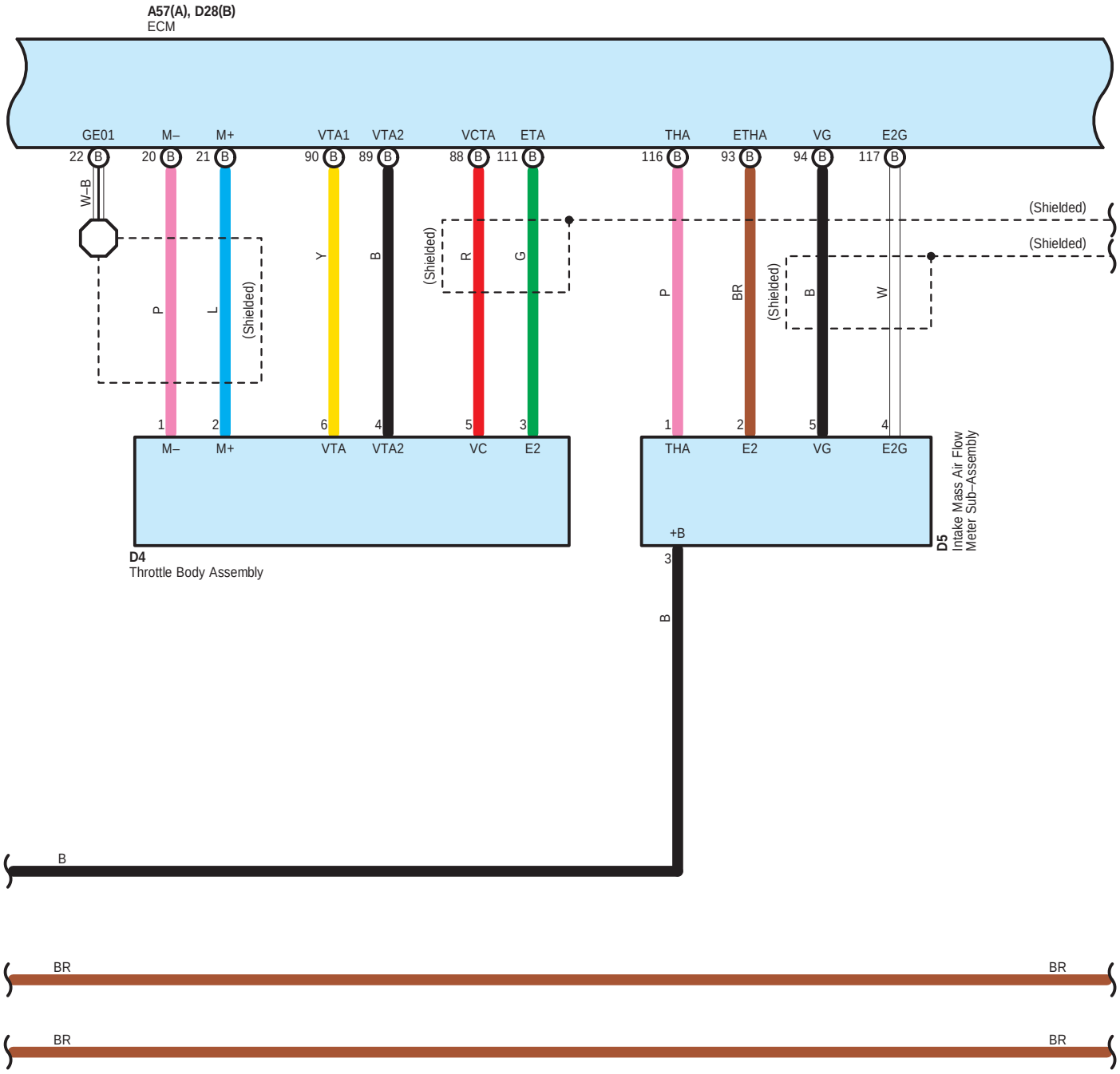
A57(A), D28(B)
ECM
GE01
M–
M+
VTA1
VTA2
VCTA
ETA
THA
ETHA
VG
E2G
22 B
20 B
21 B
90 B
89 B
88 B
111 B
116 B
93 B
94 B
117 B
W–B
P
L
(Shielded)
Y
B
(Shielded)
R
G
P
BR
(Shielded)
B
W
(Shielded)
(Shielded)
1
2
6
4
5
3
1
2
5
4
M–
M+
VTA
VTA2
VC
E2
THA
E2
VG
E2G
+B
3
D4
Throttle Body Assembly
D5
Intake Mass Air Flow
Meter Sub–Assembly
B
B
BR
BR
BR
BR

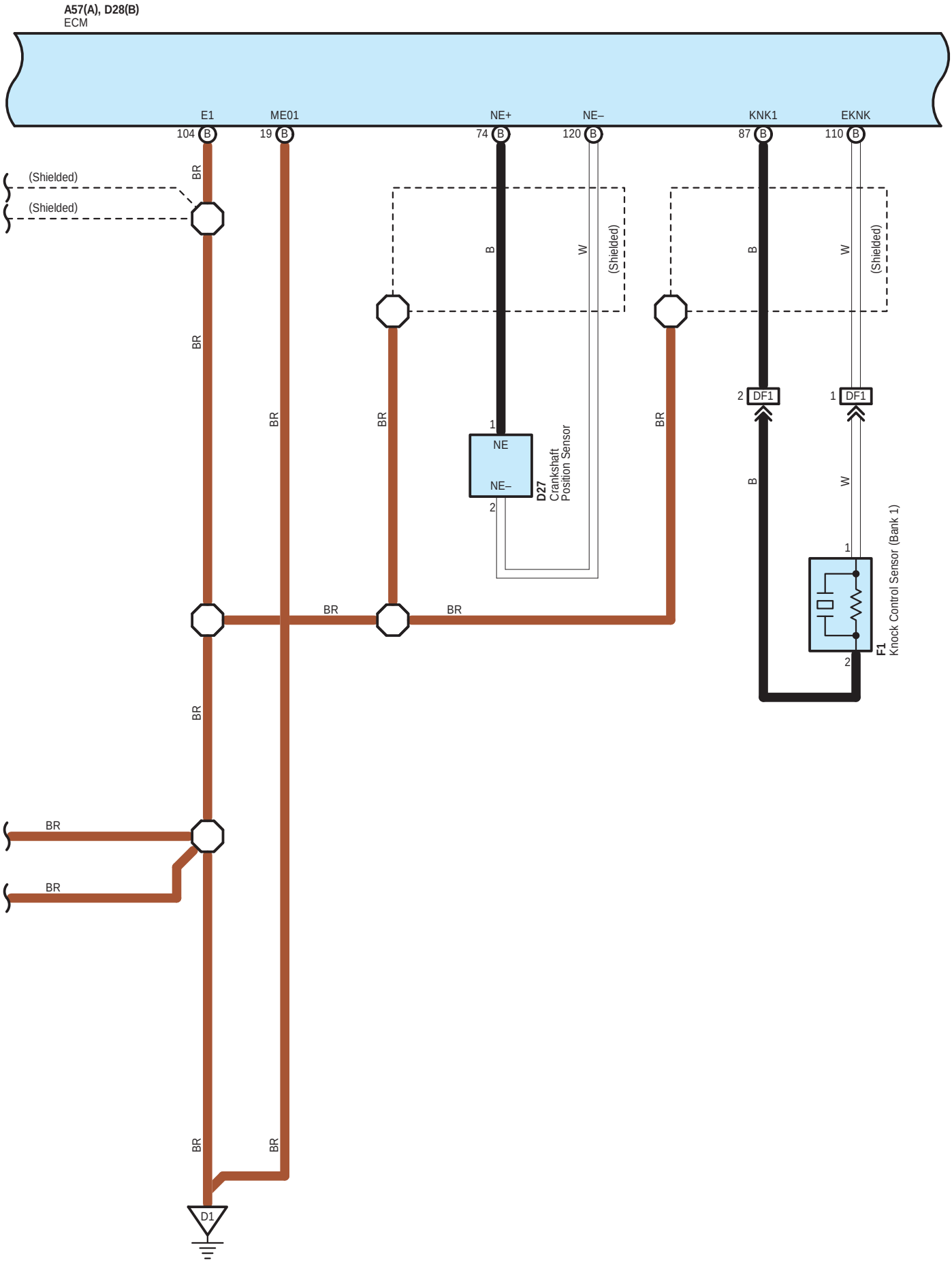
A57(A), D28(B)
ECM
E1
ME01
NE+
NE–
KNK1
EKNK
104 B
19 B
74 B
120 B
87 B
110 B
(Shielded)
(Shielded)
BR
B
W
(Shielded)
(Shielded)
2 DF1
1 DF1
1
NE
NE–
2
D27
Crankshaft
Position Sensor
1
2
F1
Knock Control Sensor (Bank 1)
D1

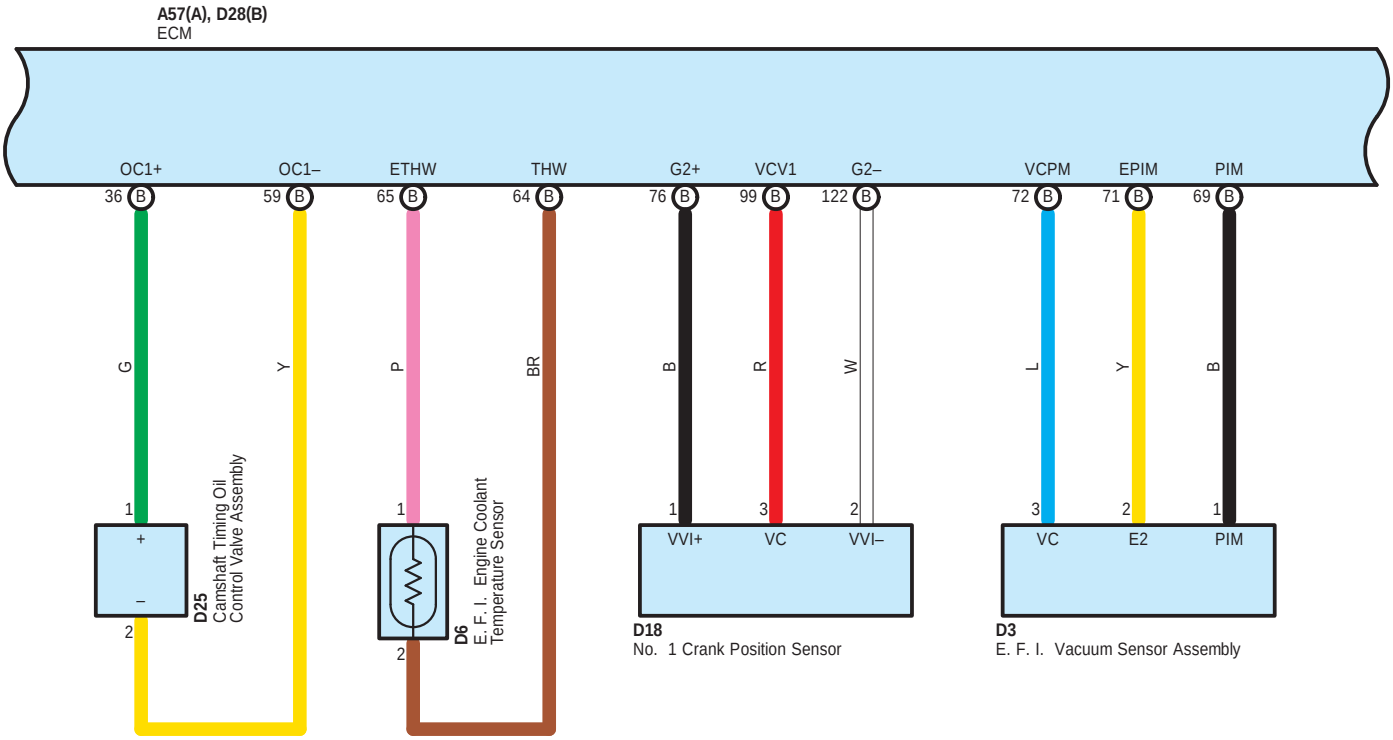
A57(A), D28(B)
ECM
OC1+
OC1–
ETHW
THW
G2+
VCV1
G2–
VCPM
EPIM
PIM
36 B
59 B
65 B
64 B
76 B
99 B
122 B
72 B
71 B
69 B
G
Y
P
BR
B
R
W
L
Y
B
1
2
+
–
D25
Camshaft Timing Oil Control Valve Assembly
1
2
D6
E. F. I. Engine Coolant Temperature Sensor
1
3
2
VVI+
VC
VVI–
D18
No. 1 Crank Position Sensor
3
2
1
VC
E2
PIM
D3
E. F. I. Vacuum Sensor Assembly

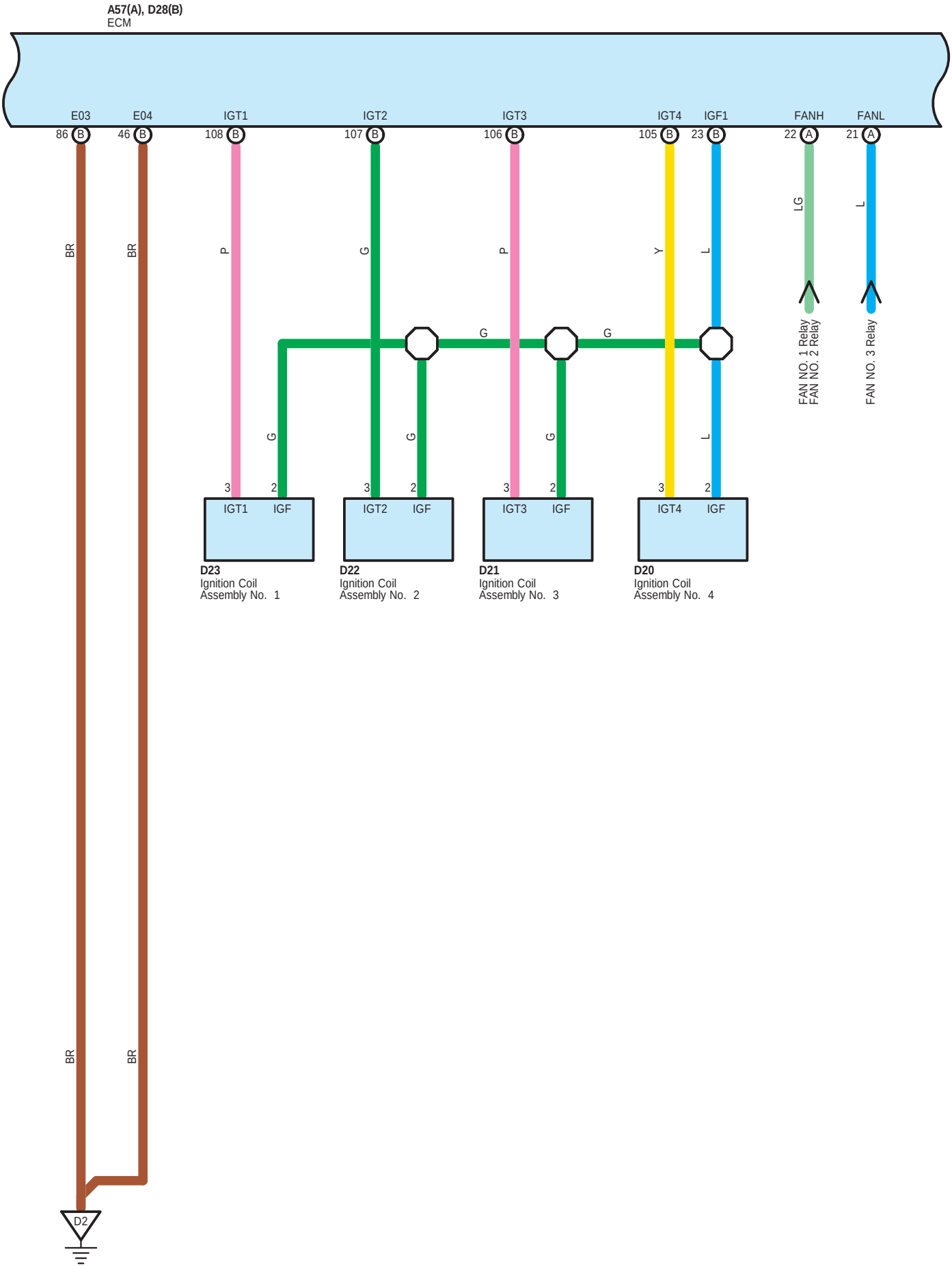
A57(A), D28(B)
ECM
E03
E04
IGT1
IGT2
IGT3
IGT4
IGF1
FANH
FANL
86 B
46 B
108 B
107 B
106 B
105 B
23 B
22 A
21 A
BR
BR
P
G
P
Y
L
LG
L
G
G
G
G
G
L
FAN NO. 1 Relay
FAN NO. 2 Relay
FAN NO. 3 Relay
3
2
IGT1
IGF
IGT2
IGF
IGT3
IGF
IGT4
IGF
D23
Ignition Coil
Assembly No. 1
D22
Ignition Coil
Assembly No. 2
D21
Ignition Coil
Assembly No. 3
D20
Ignition Coil
Assembly No. 4
BR
BR
D2

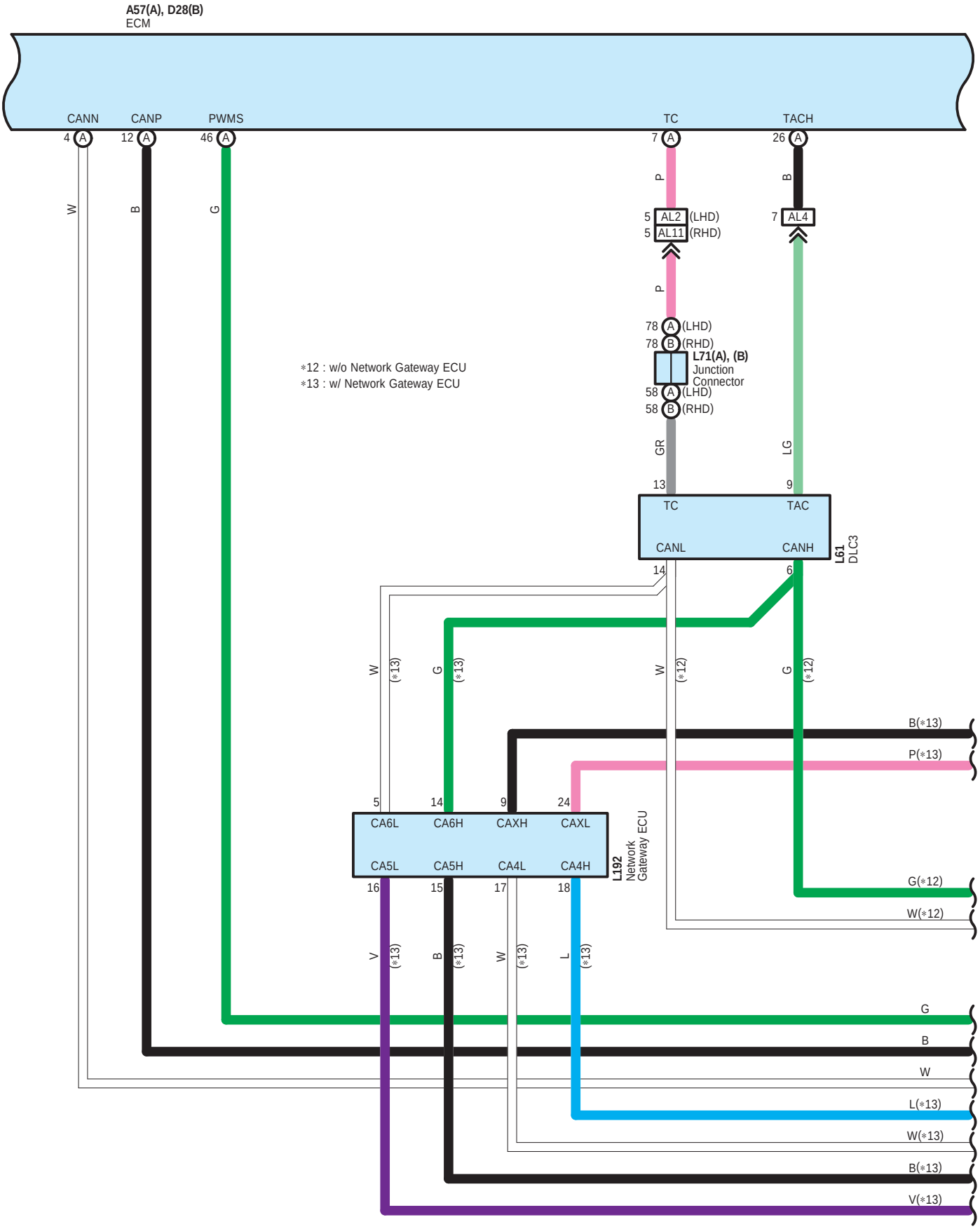
A57(A), D28(B)
ECM
CANN
CANP
PWMS
TC
TACH
4 A
12 A
46 A
7 A
26 A
W
B
G
P
B
5 AL2 (LHD)
5 AL11 (RHD)
7 AL4
P
78 A (LHD)
78 B (RHD)
L71(A), (B)
Junction
Connector
58 A (LHD)
58 B (RHD)
∗12 : w/o Network Gateway ECU
∗13 : w/ Network Gateway ECU
GR
LG
13
9
TC
TAC
CANL
CANH
L61
DLC3
14
6
W
(∗13)
G
(∗13)
W
(∗12)
G
(∗12)
B(∗13)
P(∗13)
5
14
9
24
CA6L
CA6H
CAXH
CAXL
CA5L
CA5H
CA4L
CA4H
L192
Network
Gateway ECU
16
15
17
18
G(∗12)
W(∗12)
V
(∗13)
B
(∗13)
W
(∗13)
L
(∗13)
G
B
W
L(∗13)
W(∗13)
B(∗13)
V(∗13)

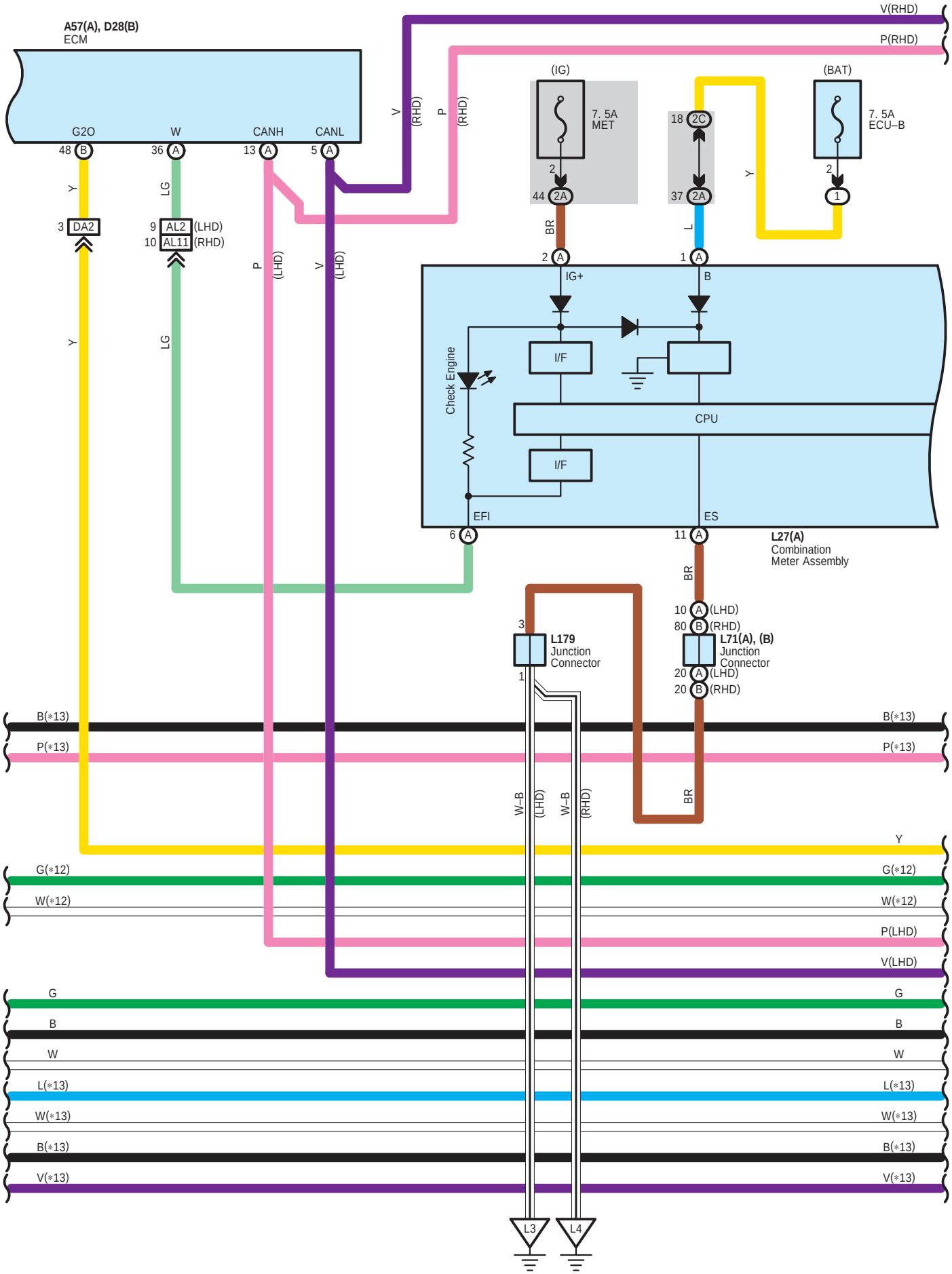
A57(A), D28(B)
ECM
G2O
W
CANH
CANL
48 B
36 A
13 A
5 A
V(RHD)
P(RHD)
V (RHD)
P (RHD)
(IG)
7. 5A
MET
44 2A
2
(BAT)
7. 5A
ECU–B
2
1
18 2C
37 2A
Y
BR
L
3 DA2
9 AL2 (LHD)
10 AL11 (RHD)
LG
P (LHD)
V (LHD)
2 A
1 A
IG+
B
Check Engine
I/F
CPU
I/F
EFI
ES
6 A
11 A
L27(A)
Combination
Meter Assembly
BR
10 A (LHD)
80 B (RHD)
L71(A), (B)
Junction
Connector
20 A (LHD)
20 B (RHD)
3
L179
Junction
Connector
1
B(*13)
P(*13)
W–B (LHD)
W–B (RHD)
BR
Y
G(*12)
W(*12)
P(LHD)
V(LHD)
G
B
W
L(*13)
W(*13)
B(*13)
V(*13)
L3
L4

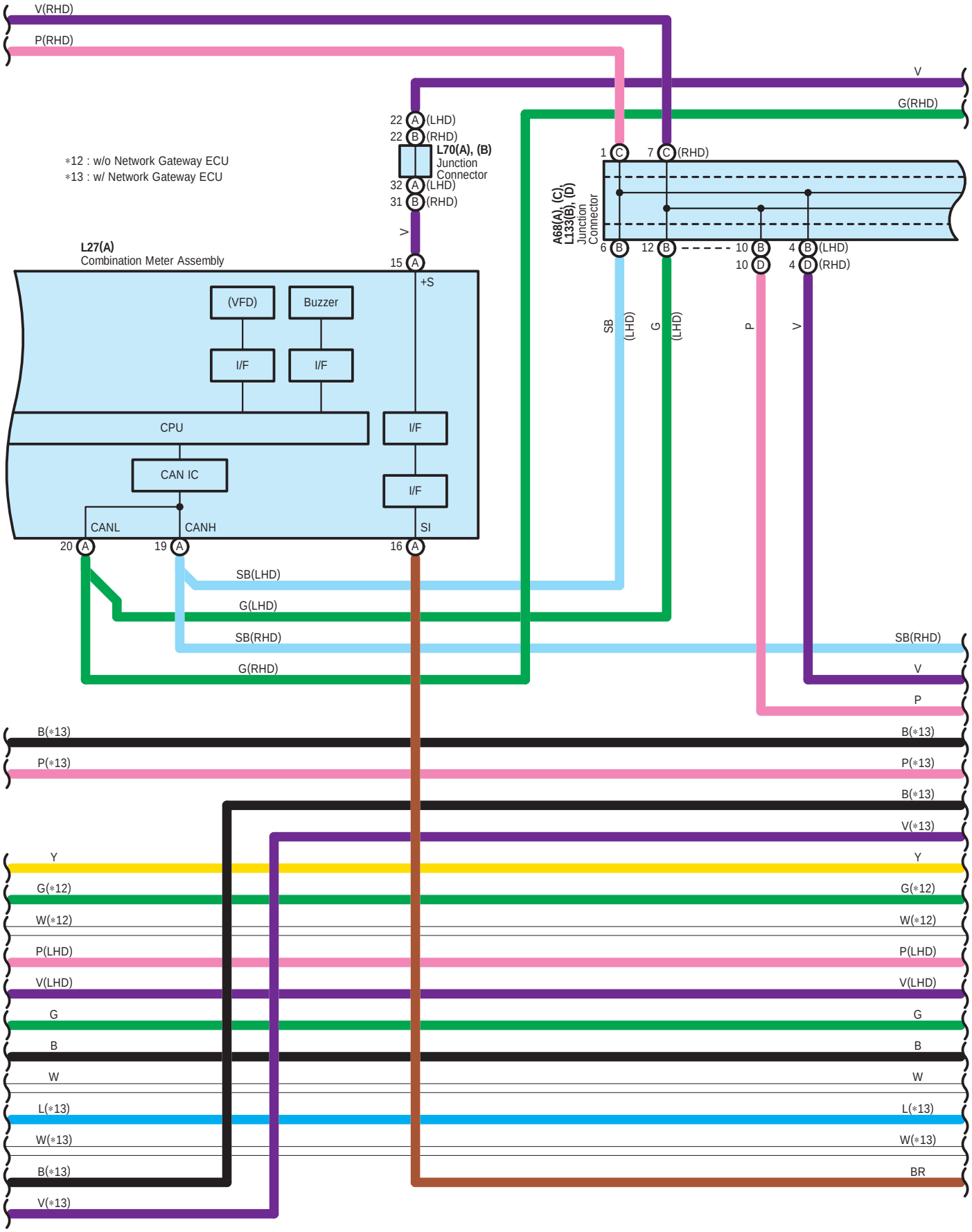
V(RHD)
P(RHD)
V
G(RHD)
22 A (LHD)
22 B (RHD)
L70(A), (B)
Junction Connector
32 A (LHD)
31 B (RHD)
V
15 A
+S
∗12 : w/o Network Gateway ECU
∗13 : w/ Network Gateway ECU
L27(A)
Combination Meter Assembly
(VFD)
Buzzer
I/F
I/F
CPU
I/F
CAN IC
I/F
CANL
CANH
SI
20 A
19 A
16 A
1 C
7 C (RHD)
A68(A), (C)
L133(B), (D)
Junction Connector
6 B
12 B
10 B
4 B (LHD)
10 D
4 D (RHD)
SB (LHD)
G (LHD)
P
V
SB(LHD)
G(LHD)
SB(RHD)
G(RHD)
SB(RHD)
V
P
B(∗13)
P(∗13)
B(∗13)
V(∗13)
Y
G(∗12)
W(∗12)
P(LHD)
V(LHD)
G
B
W
L(∗13)
W(∗13)
B(∗13)
V(∗13)
Y
G(∗12)
W(∗12)
P(LHD)
V(LHD)
G
B
W
L(∗13)
W(∗13)
BR

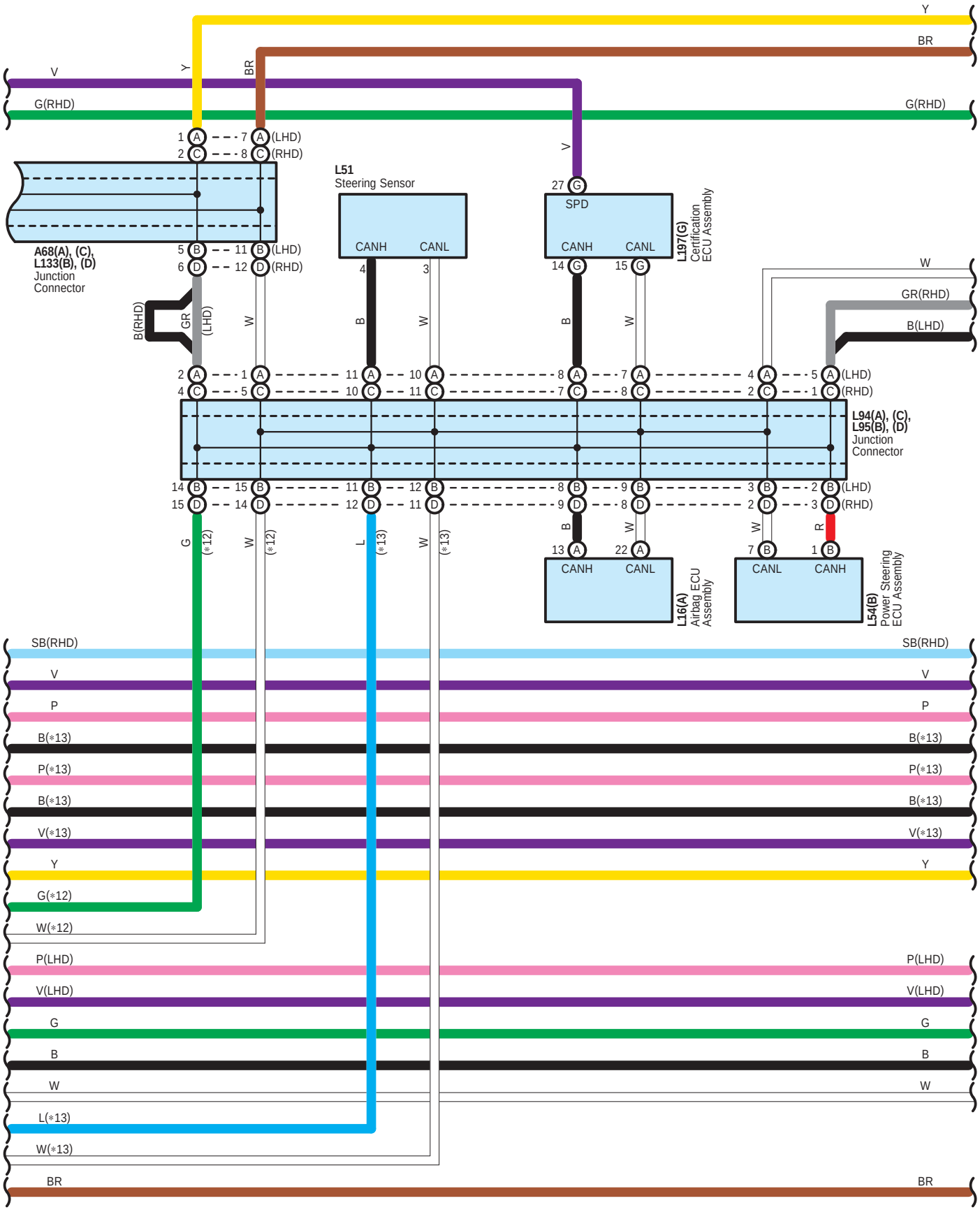
Y
BR
V
G(RHD)
1 A
2 C
7 A (LHD)
8 C (RHD)
A68(A), (C),
L133(B), (D)
Junction
Connector
5 B
6 D
11 B (LHD)
12 D (RHD)
B(RHD)
GR
(LHD)
W
L51
Steering Sensor
CANH
CANL
4
3
B
27 G
SPD
14 G
15 G
L197(G)
Certification
ECU Assembly
GR(RHD)
B(LHD)
2 A
4 C
1 A
5 C
11 A
10 C
10 A
11 C
8 A
7 C
7 A
8 C
4 A
2 C
5 A (LHD)
1 C (RHD)
L94(A), (C),
L95(B), (D)
Junction
Connector
14 B
15 D
15 B
14 D
11 B
12 D
12 B
11 D
8 B
9 D
9 B
8 D
3 B
2 D
2 B (LHD)
3 D (RHD)
G
(*12)
L
(*13)
R
13 A
22 A
7 B
1 B
L16(A)
Airbag ECU
Assembly
L54(B)
Power Steering
ECU Assembly
SB(RHD)
P
B(*13)
P(*13)
V(*13)
G(*12)
W(*12)
P(LHD)
V(LHD)
L(*13)
W(*13)

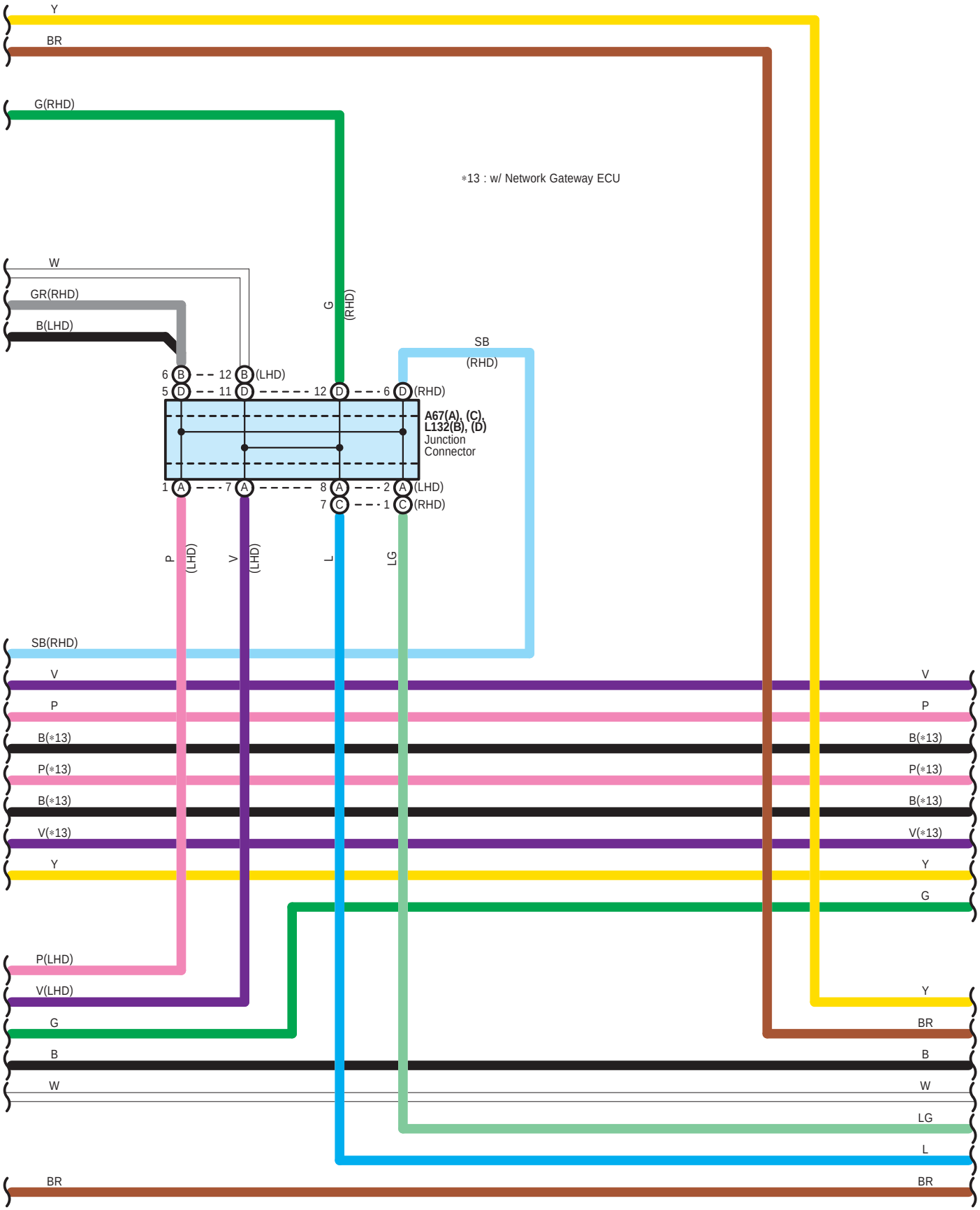
Y
BR
G(RHD)
∗13 : w/ Network Gateway ECU
W
GR(RHD)
B(LHD)
G
(RHD)
SB
(RHD)
6 B 12 B (LHD)
5 D 11 D 12 D 6 D (RHD)
A67(A), (C),
L132(B), (D)
Junction
Connector
1 A 7 A 8 A 2 A (LHD)
7 C 1 C (RHD)
P
(LHD)
V
(LHD)
L
LG
SB(RHD)
V
P
B(∗13)
P(∗13)
B(∗13)
V(∗13)
Y
G
P(LHD)
V(LHD)
G
B
W
BR
V
P
B(∗13)
P(∗13)
B(∗13)
V(∗13)
Y
G
Y
BR
B
W
LG
L
BR

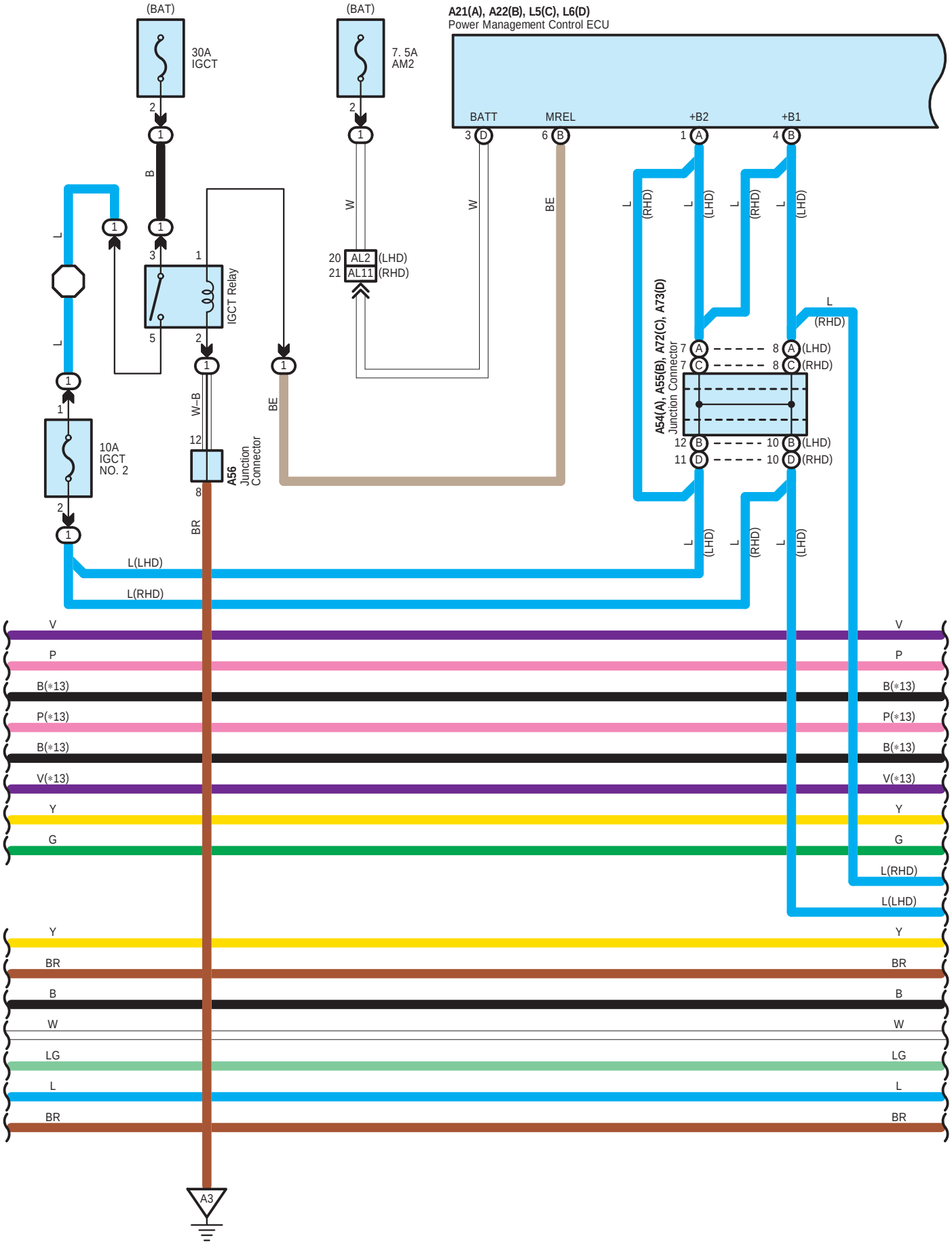
(BAT)
30A
IGCT
(BAT)
7. 5A
AM2
A21(A), A22(B), L5(C), L6(D)
Power Management Control ECU
BATT
MREL
+B2
+B1
IGCT Relay
20 AL2 (LHD)
21 AL11 (RHD)
A54(A), A55(B), A72(C), A73(D)
Junction Connector
10A
IGCT
NO. 2
A56
Junction
Connector
L(LHD)
L(RHD)
A3

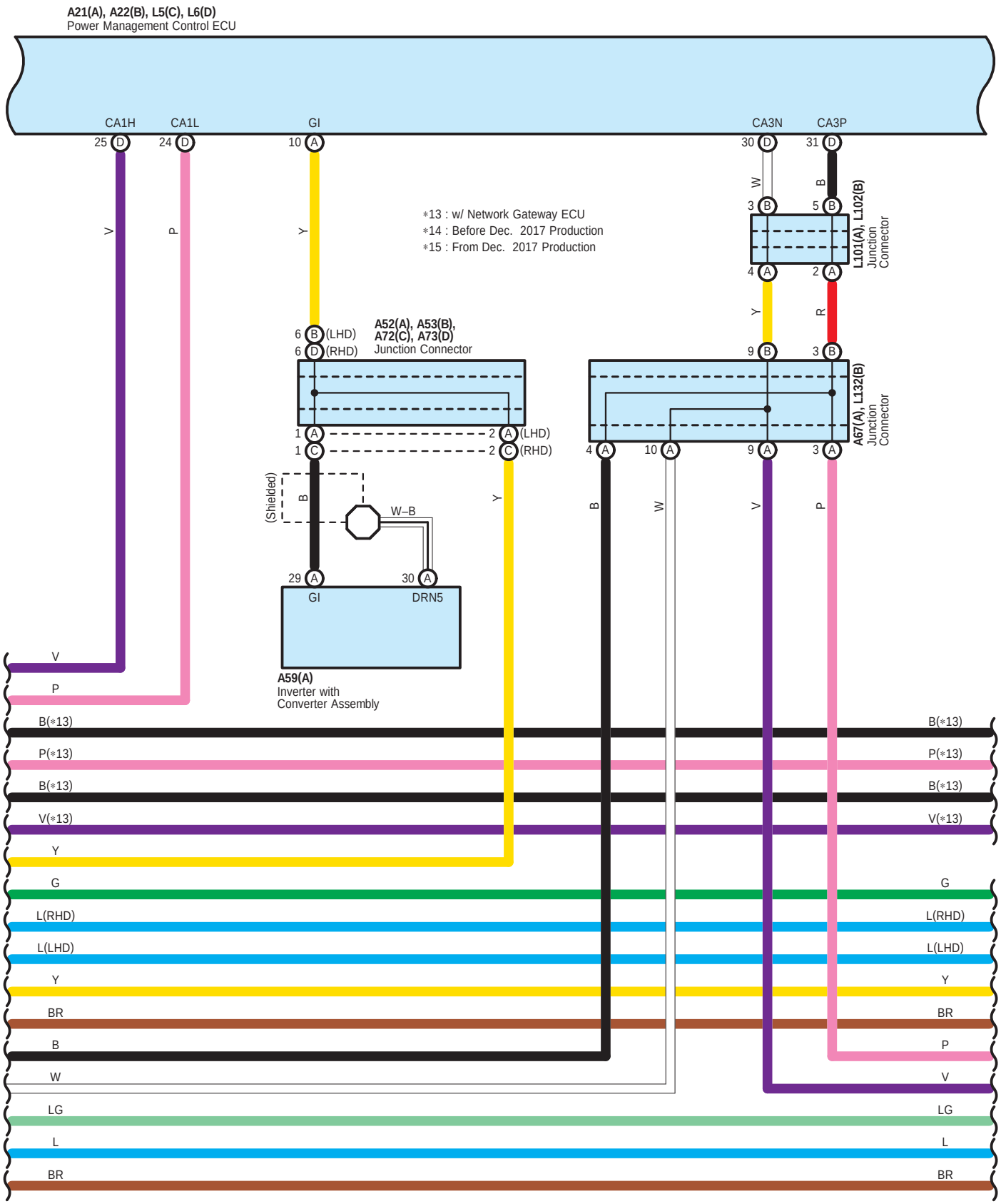
A21(A), A22(B), L5(C), L6(D)
Power Management Control ECU
CA1H
CA1L
GI
CA3N
CA3P
25 D
24 D
10 A
30 D
31 D
∗13 : w/ Network Gateway ECU
∗14 : Before Dec. 2017 Production
∗15 : From Dec. 2017 Production
3 B
5 B
4 A
2 A
L101(A), L102(B)
Junction Connector
6 B (LHD)
6 D (RHD)
A52(A), A53(B),
A72(C), A73(D)
Junction Connector
9 B
3 B
A67(A), L132(B)
Junction Connector
1 A
2 A (LHD)
1 C
2 C (RHD)
4 A
10 A
9 A
3 A
(Shielded)
W–B
29 A
30 A
GI
DRN5
A59(A)
Inverter with
Converter Assembly
V
P
B(∗13)
P(∗13)
B(∗13)
V(∗13)
Y
G
L(RHD)
L(LHD)
Y
BR
B
W
LG
L
BR

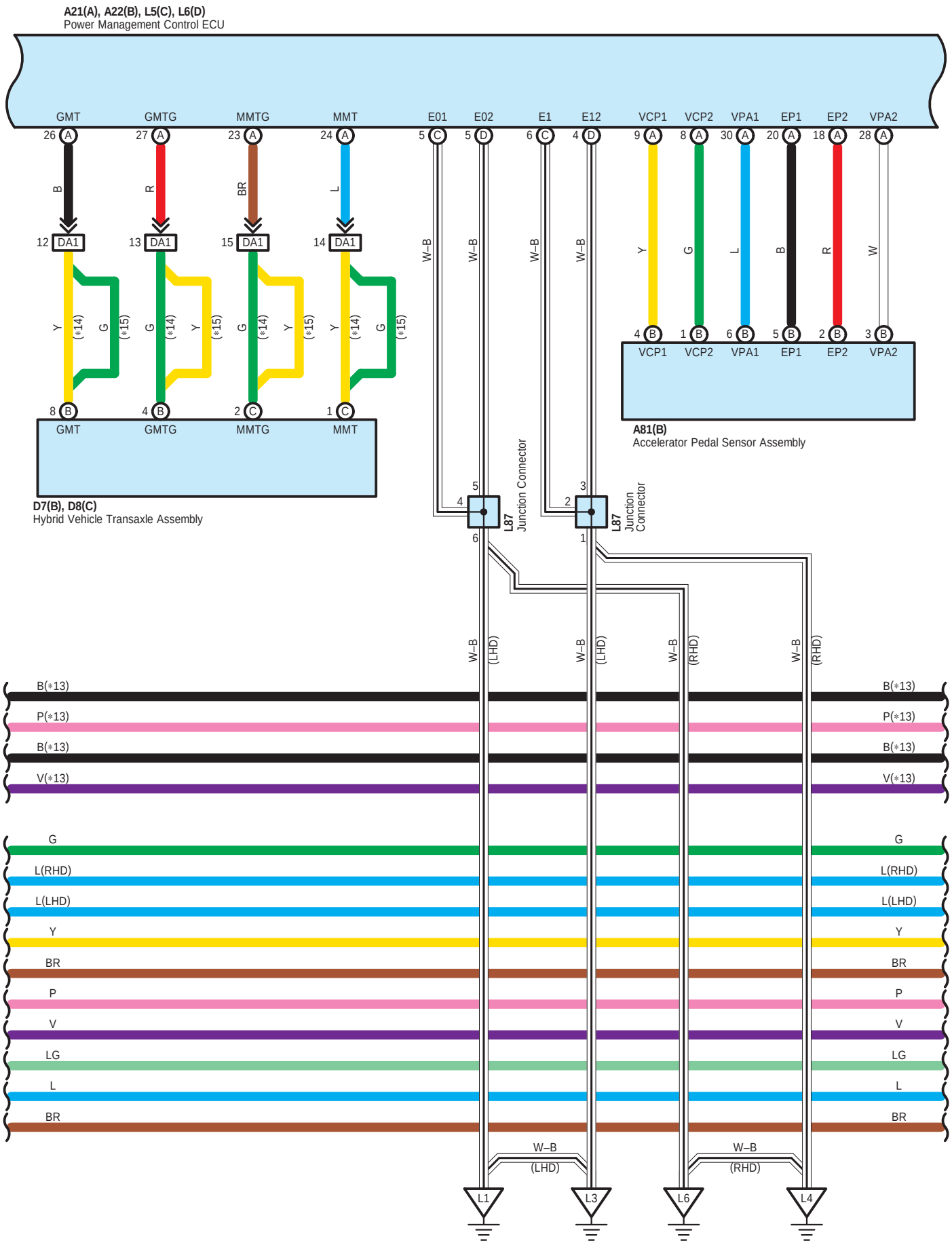
A21(A), A22(B), L5(C), L6(D)
Power Management Control ECU
GMT
GMTG
MMTG
MMT
E01
E02
E1
E12
VCP1
VCP2
VPA1
EP1
EP2
VPA2
26 A
27 A
23 A
24 A
5 C
5 D
6 C
4 D
9 A
8 A
30 A
20 A
18 A
28 A
B
R
BR
L
W–B
Y
G
L
B
R
W
12 DA1
13 DA1
15 DA1
14 DA1
Y (*14) G (*15)
G (*14) Y (*15)
G (*14) Y (*15)
Y (*14) G (*15)
4 B
1 B
6 B
5 B
2 B
3 B
VCP1
VCP2
VPA1
EP1
EP2
VPA2
8 B
4 B
2 C
1 C
GMT
GMTG
MMTG
MMT
A81(B)
Accelerator Pedal Sensor Assembly
D7(B), D8(C)
Hybrid Vehicle Transaxle Assembly
5
4
6
L87
Junction Connector
3
2
1
L87
Junction Connector
W–B
(LHD)
W–B
(LHD)
W–B
(RHD)
W–B
(RHD)
B(*13)
P(*13)
B(*13)
V(*13)
G
L(RHD)
L(LHD)
Y
BR
P
V
LG
L
BR
W–B
(LHD)
W–B
(RHD)
L1
L3
L6
L4

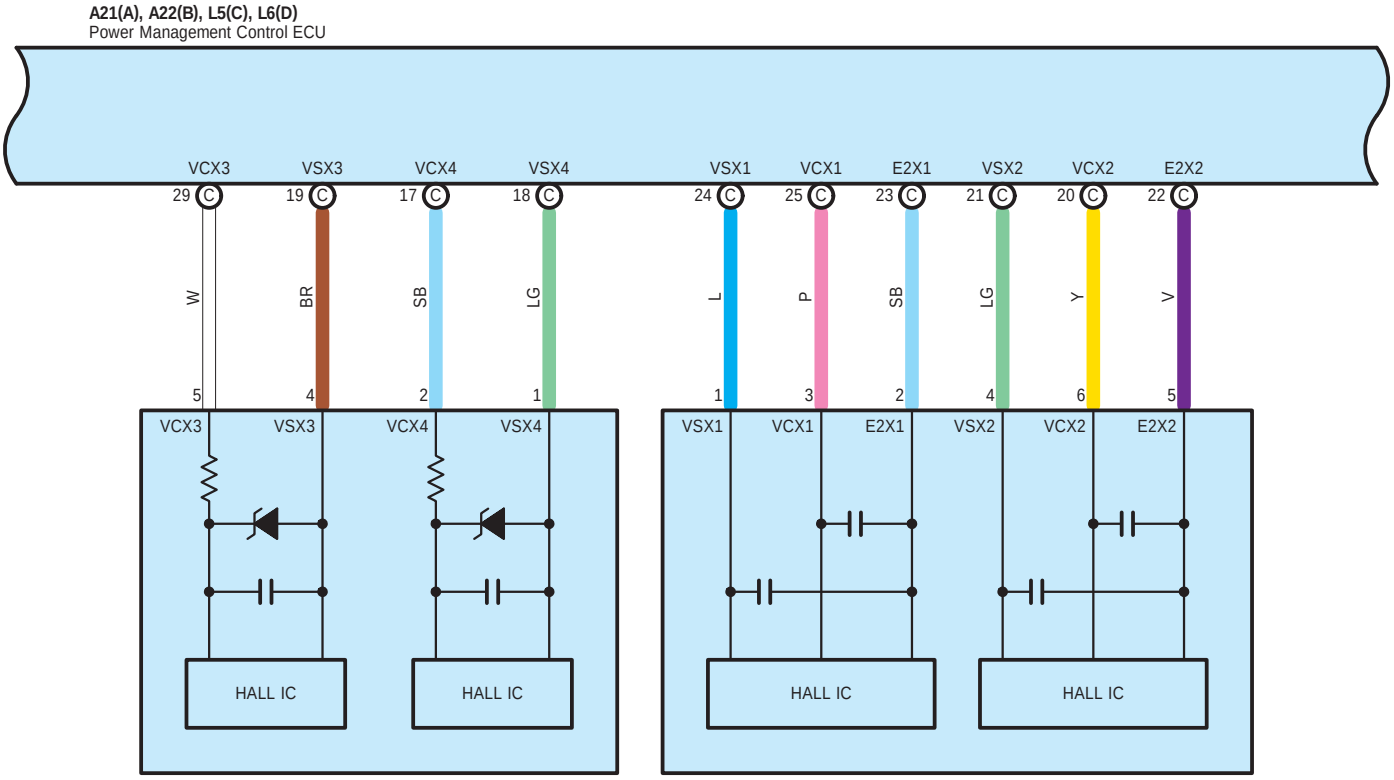

∗ 7 : w/ Vehicle Proximity Notification System
∗ 8 : w/o Vehicle Proximity Notification System
∗13 : w/ Network Gateway ECU

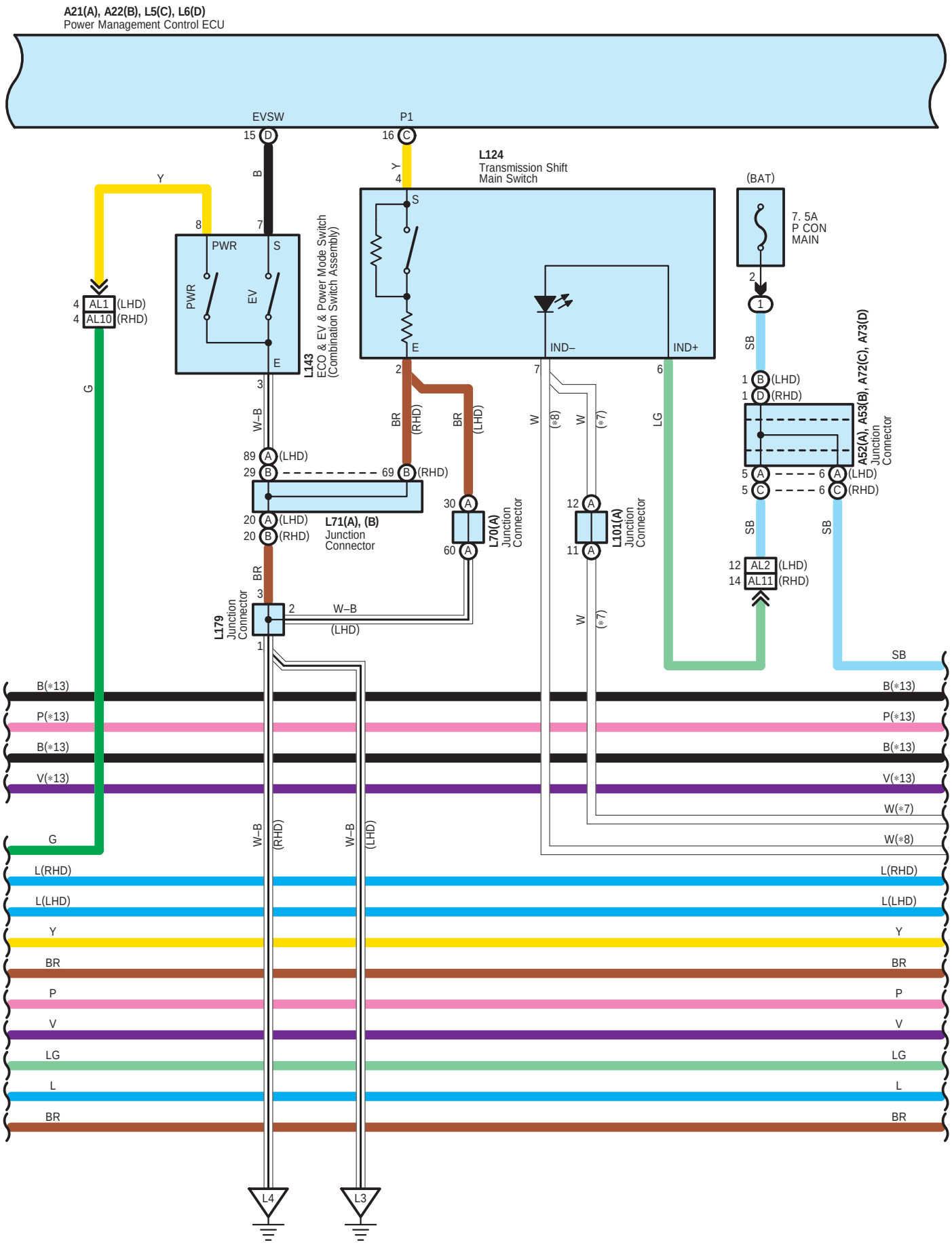
A21(A), A22(B), L5(C), L6(D)
Power Management Control ECU
EVSW
P1
L124
Transmission Shift
Main Switch
(BAT)
7. 5A
P CON
MAIN
L143
ECO & EV & Power Mode Switch
(Combination Switch Assembly)
PWR
EV
IND–
IND+
AL1 (LHD)
AL10 (RHD)
L71(A), (B)
Junction
Connector
L70(A)
Junction
Connector
L101(A)
Junction
Connector
A52(A), A53(B), A72(C), A73(D)
Junction
Connector
L179
Junction
Connector
AL2 (LHD)
AL11 (RHD)
B(*13)
P(*13)
V(*13)
W(*7)
W(*8)
L(RHD)
L(LHD)
L4
L3

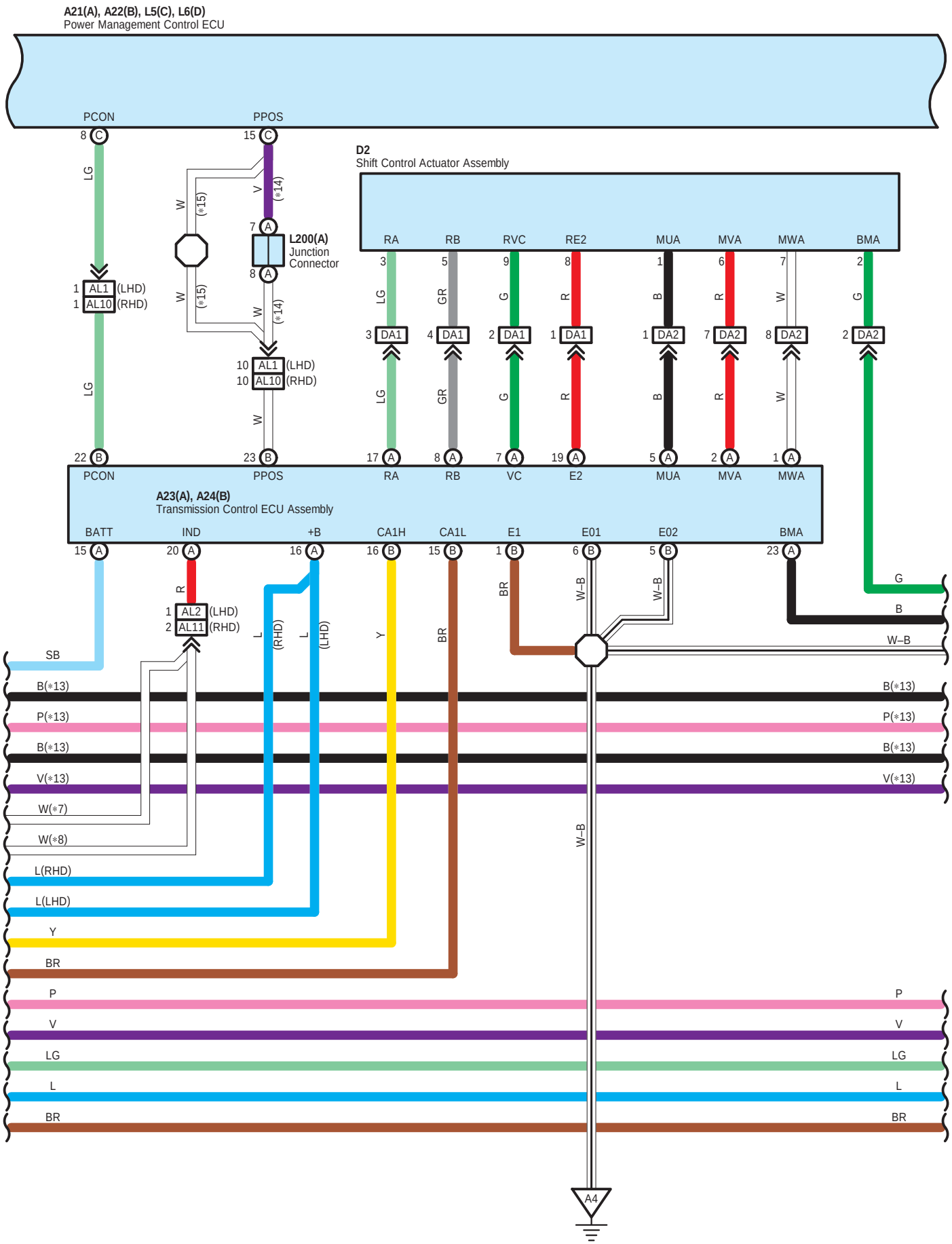
A21(A), A22(B), L5(C), L6(D)
Power Management Control ECU
PCON
PPOS
D2
Shift Control Actuator Assembly
L200(A)
Junction
Connector
AL1 (LHD)
AL10 (RHD)
RA
RB
RVC
RE2
MUA
MVA
MWA
BMA
DA1
DA2
A23(A), A24(B)
Transmission Control ECU Assembly
BATT
IND
+B
CA1H
CA1L
E1
E01
E02
AL2 (LHD)
AL11 (RHD)
VC
E2
SB
B(∗13)
P(∗13)
V(∗13)
W(∗7)
W(∗8)
L(RHD)
L(LHD)
Y
BR
P
V
LG
L
W–B
A4

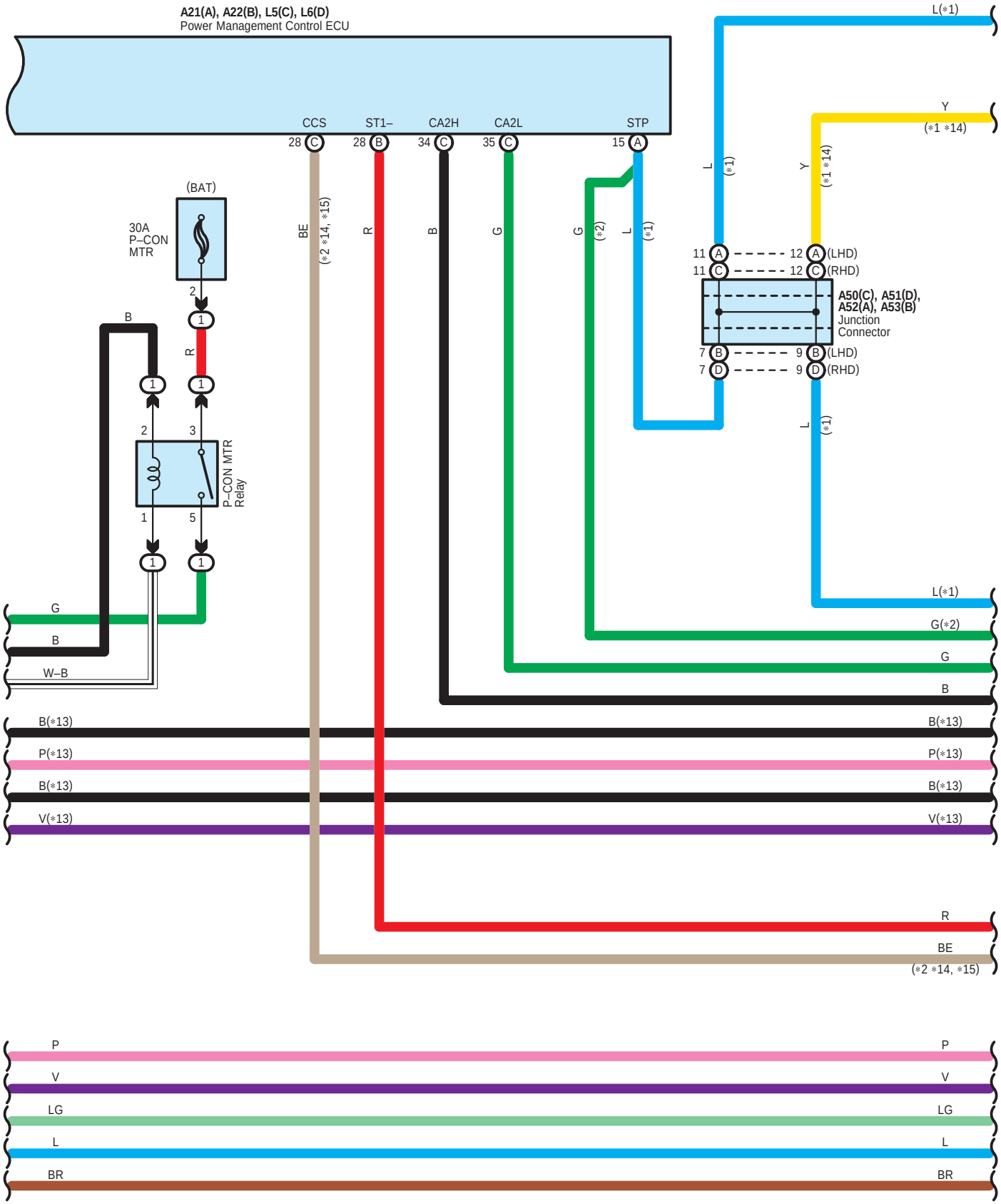

∗ 1 : w/ Dynamic Radar Cruise Control
∗ 2 : w/o Dynamic Radar Cruise Control
∗ 7 : w/ Vehicle Proximity Notification System
∗ 8 : w/o Vehicle Proximity Notification System
∗13 : w/ Network Gateway ECU
∗14 : Before Dec. 2017 Production
∗15 : From Dec. 2017 Production

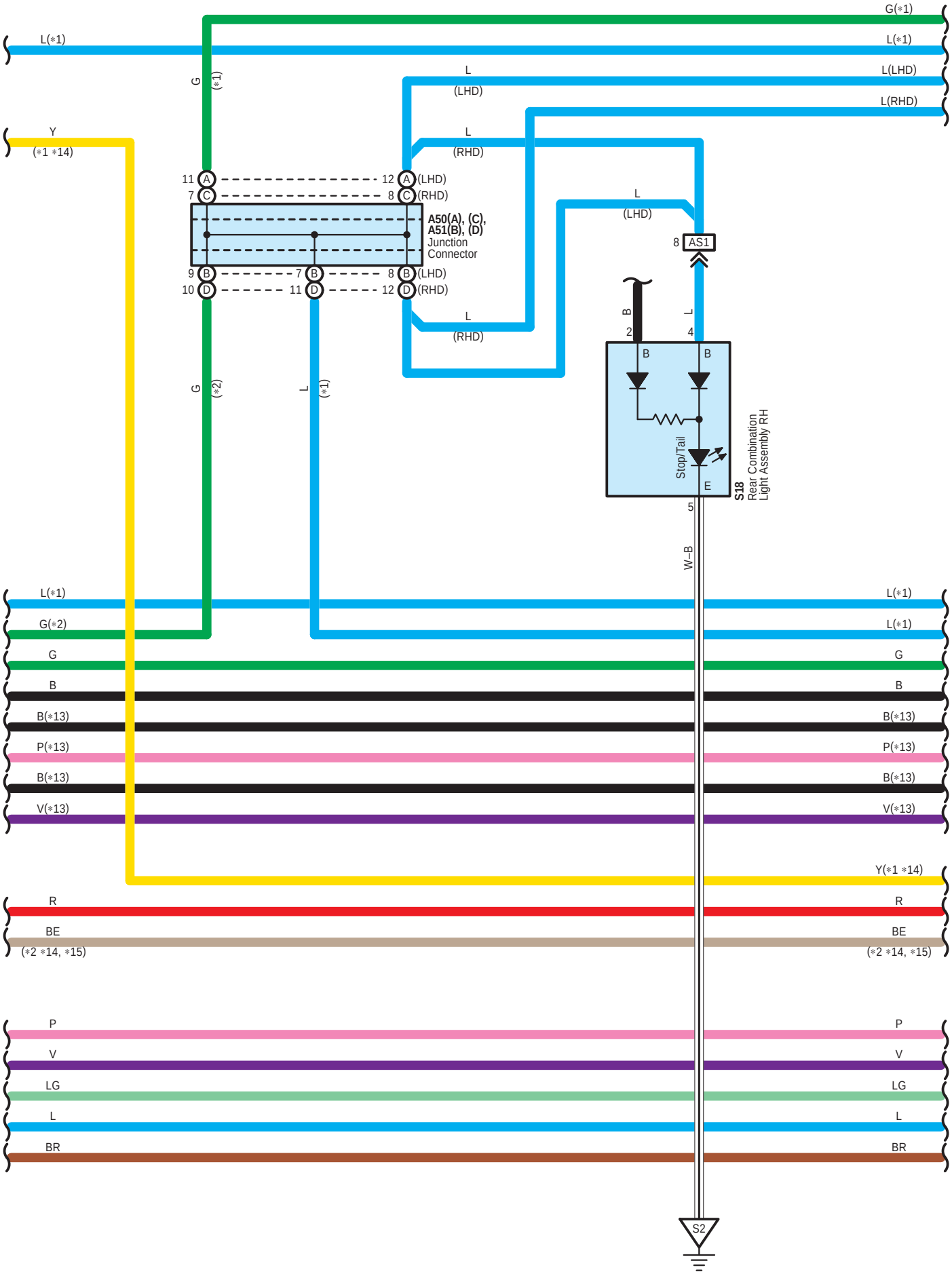
G(*1)
L(*1)
L(*1)
L(LHD)
L(RHD)
L
(LHD)
L
(RHD)
Y
(*1 *14)
G
(*1)
11 A
7 C
12 A (LHD)
8 C (RHD)
A50(A), (C),
A51(B), (D)
Junction
Connector
9 B
10 D
7 B
11 D
8 B (LHD)
12 D (RHD)
L
(LHD)
8 AS1
L
(RHD)
B
2
L
4
B
B
Stop/Tail
E
S18
Rear Combination
Light Assembly RH
5
W–B
G
(*2)
L
(*1)
L(*1)
G(*2)
G
B
B(*13)
P(*13)
B(*13)
V(*13)
L(*1)
L(*1)
G
B
B(*13)
P(*13)
B(*13)
V(*13)
Y(*1 *14)
R
BE
(*2 *14, *15)
R
BE
(*2 *14, *15)
P
V
LG
L
BR
P
V
LG
L
BR
S2

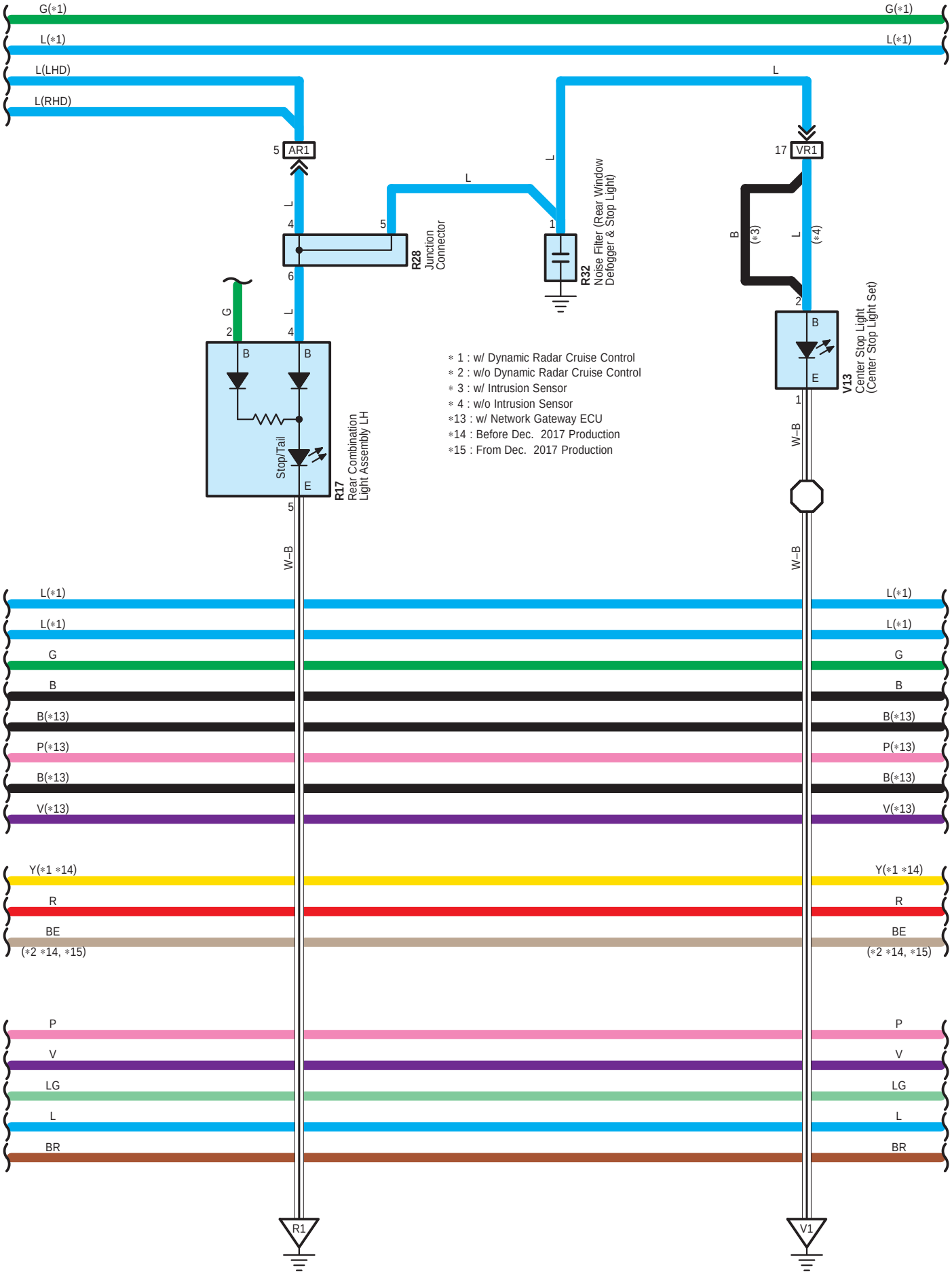
G(*1)
L(*1)
L(LHD)
L(RHD)
5 AR1
17 VR1
R28 Junction Connector
R32 Noise Filter (Rear Window Defogger & Stop Light)
R17 Rear Combination Light Assembly LH
V13 Center Stop Light (Center Stop Light Set)
Stop/Tail
* 1 : w/ Dynamic Radar Cruise Control
* 2 : w/o Dynamic Radar Cruise Control
* 3 : w/ Intrusion Sensor
* 4 : w/o Intrusion Sensor
*13 : w/ Network Gateway ECU
*14 : Before Dec. 2017 Production
*15 : From Dec. 2017 Production
W–B
G
B
B(*13)
P(*13)
V(*13)
Y(*1 *14)
R
BE
(*2 *14, *15)
P
V
LG
L
BR
R1
V1

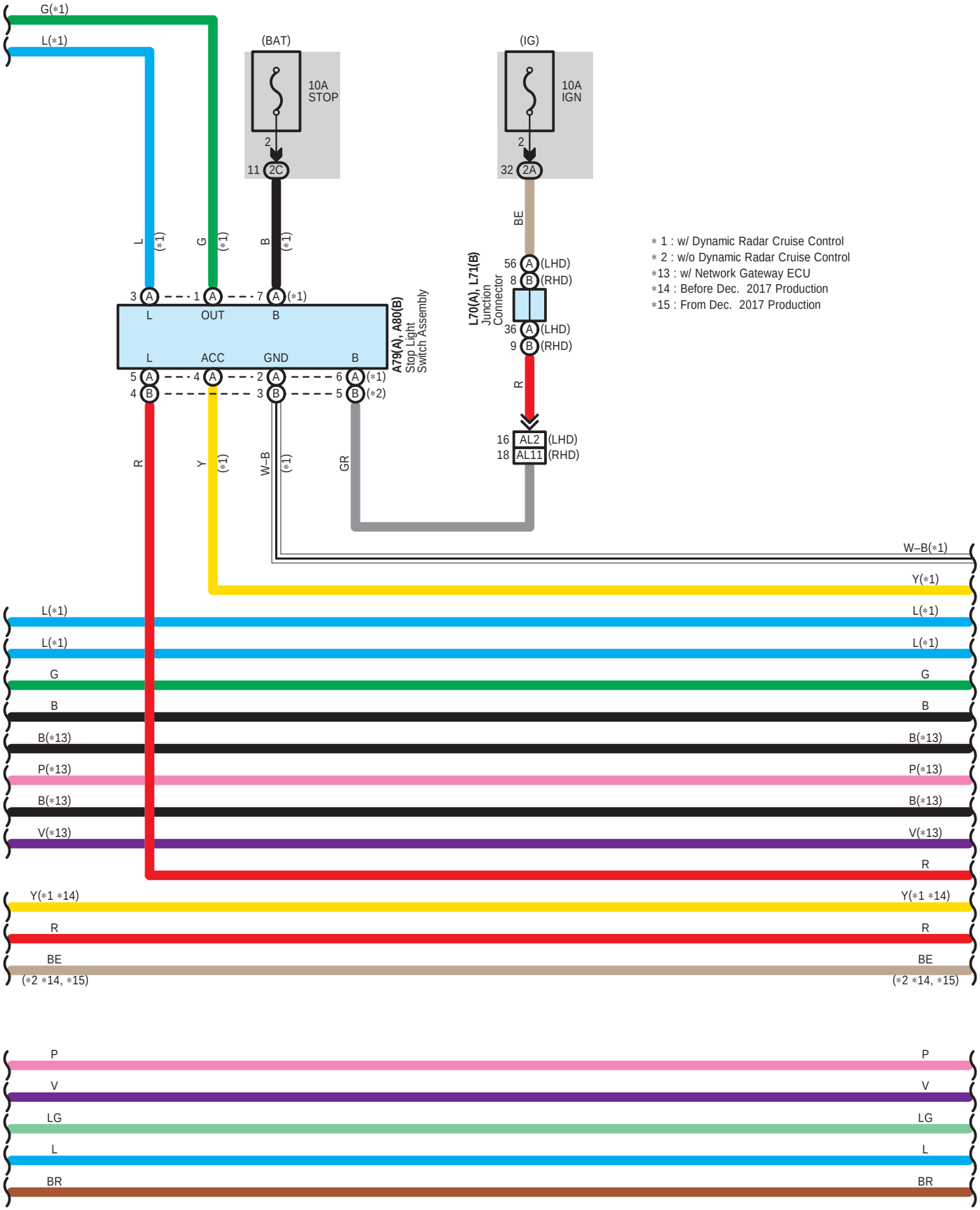
G(*1)
L(*1)
(BAT)
10A
STOP
2
11 2C
(IG)
10A
IGN
2
32 2A
BE
L
(*1)
G
(*1)
B
(*1)
3 A
1 A
7 A (*1)
L
OUT
B
A79(A), A80(B)
Stop Light
Switch Assembly
L
ACC
GND
B
5 A
4 A
2 A
6 A (*1)
4 B
3 B
5 B (*2)
R
Y
(*1)
W–B
(*1)
GR
L70(A), L71(B)
Junction
Connector
56 A (LHD)
8 B (RHD)
36 A (LHD)
9 B (RHD)
R
16 AL2 (LHD)
18 AL11 (RHD)
* 1 : w/ Dynamic Radar Cruise Control
* 2 : w/o Dynamic Radar Cruise Control
*13 : w/ Network Gateway ECU
*14 : Before Dec. 2017 Production
*15 : From Dec. 2017 Production
W–B(*1)
Y(*1)
L(*1)
L(*1)
G
B
B(*13)
P(*13)
B(*13)
V(*13)
R
Y(*1 *14)
R
BE
(*2 *14, *15)
P
V
LG
L
BR

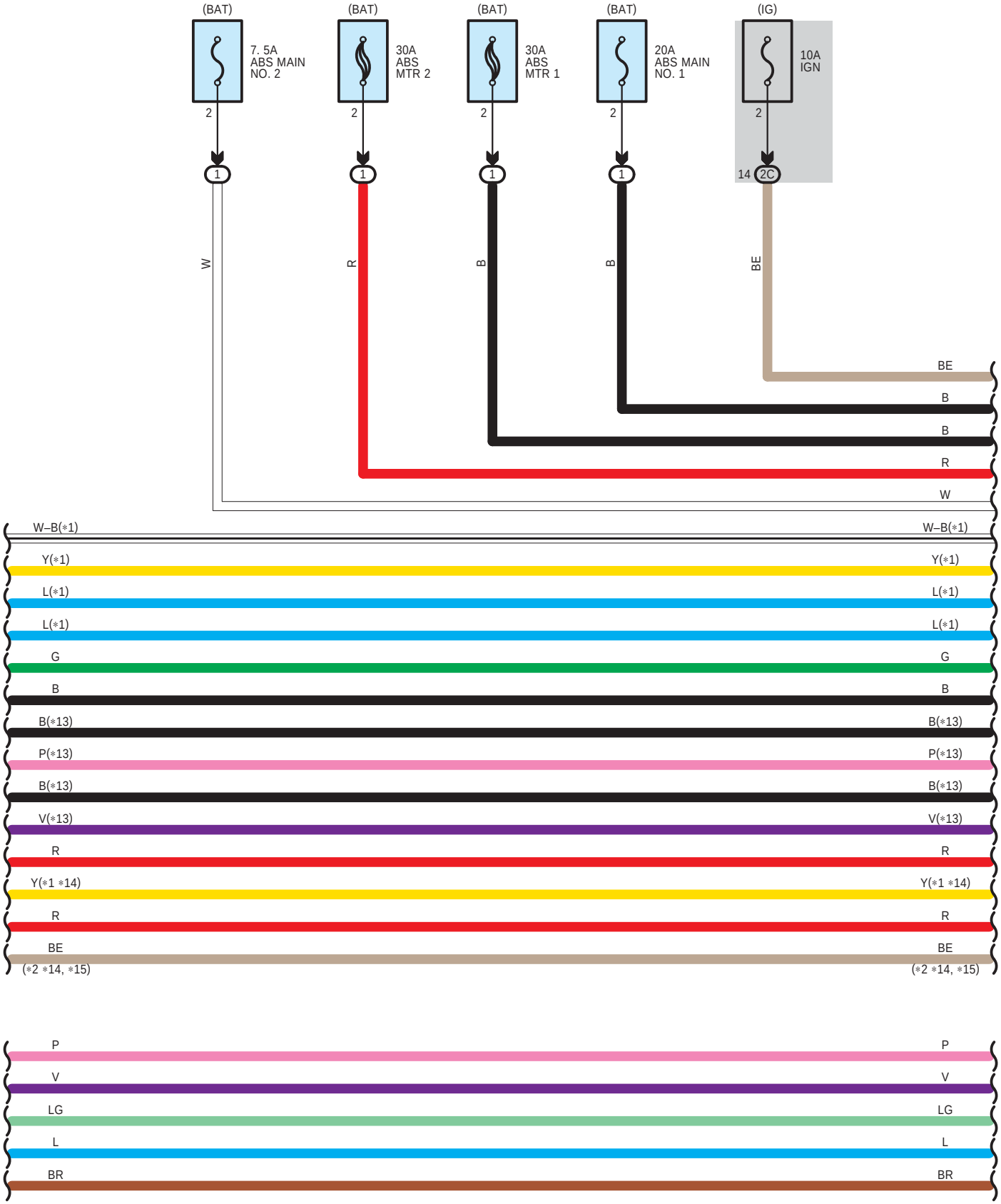
(BAT)
7. 5A
ABS MAIN
NO. 2
(BAT)
30A
ABS
MTR 2
(BAT)
30A
ABS
MTR 1
(BAT)
20A
ABS MAIN
NO. 1
(IG)
10A
IGN
2
1
14
2C
W
R
B
B
BE
BE
B
B
R
W
W–B(∗1)
Y(∗1)
L(∗1)
L(∗1)
G
B
B(∗13)
P(∗13)
B(∗13)
V(∗13)
R
Y(∗1 ∗14)
R
BE
(∗2 ∗14, ∗15)
P
V
LG
L
BR

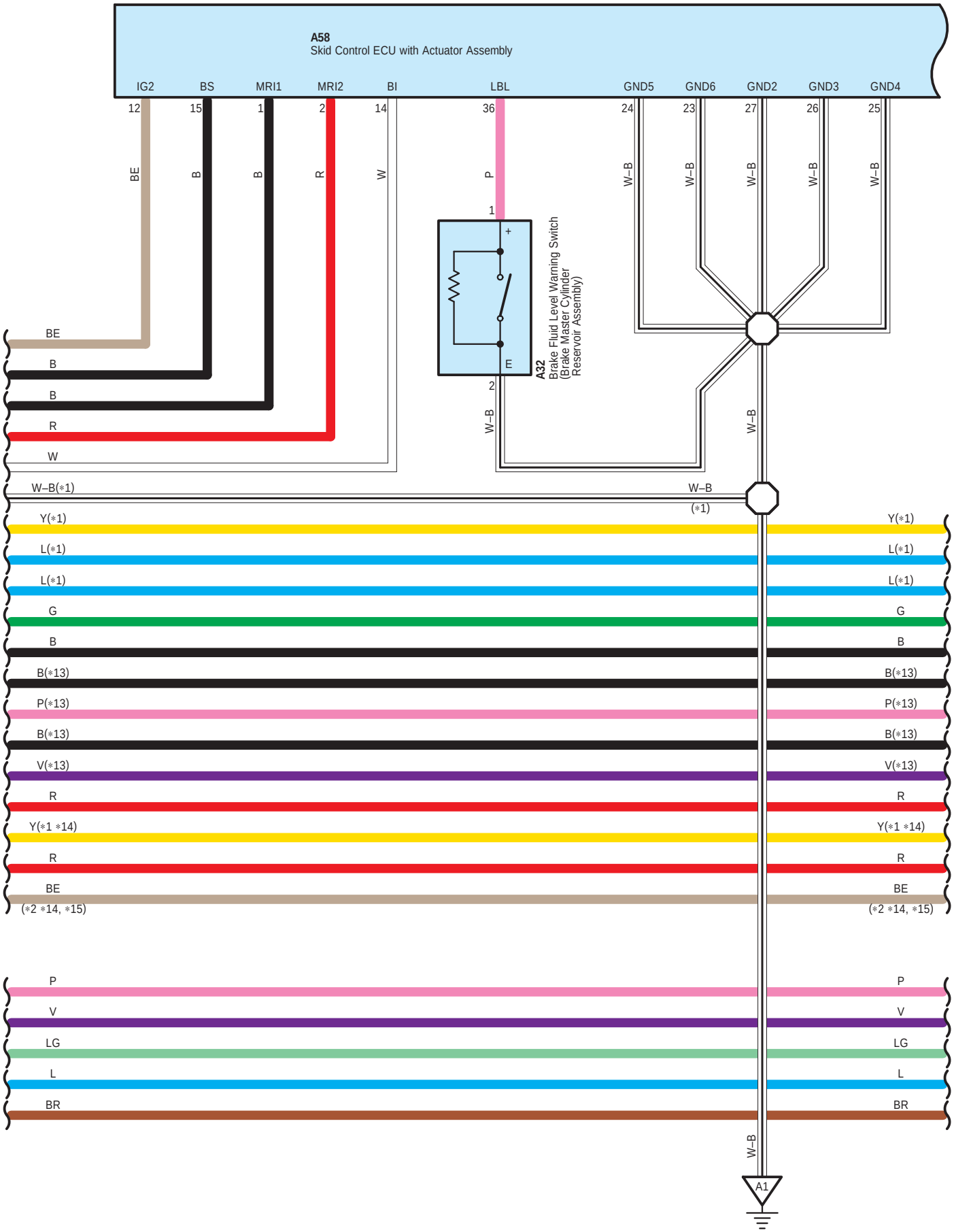
A58
Skid Control ECU with Actuator Assembly
IG2
BS
MRI1
MRI2
BI
LBL
GND5
GND6
GND2
GND3
GND4
12
15
1
2
14
36
24
23
27
26
25
BE
B
B
R
W
P
W–B
1
2
E
A32
Brake Fluid Level Warning Switch
(Brake Master Cylinder
Reservoir Assembly)
W–B(∗1)
W–B
(∗1)
Y(∗1)
L(∗1)
G
B
B(∗13)
P(∗13)
V(∗13)
Y(∗1 ∗14)
(∗2 ∗14, ∗15)
P
V
LG
L
BR
A1

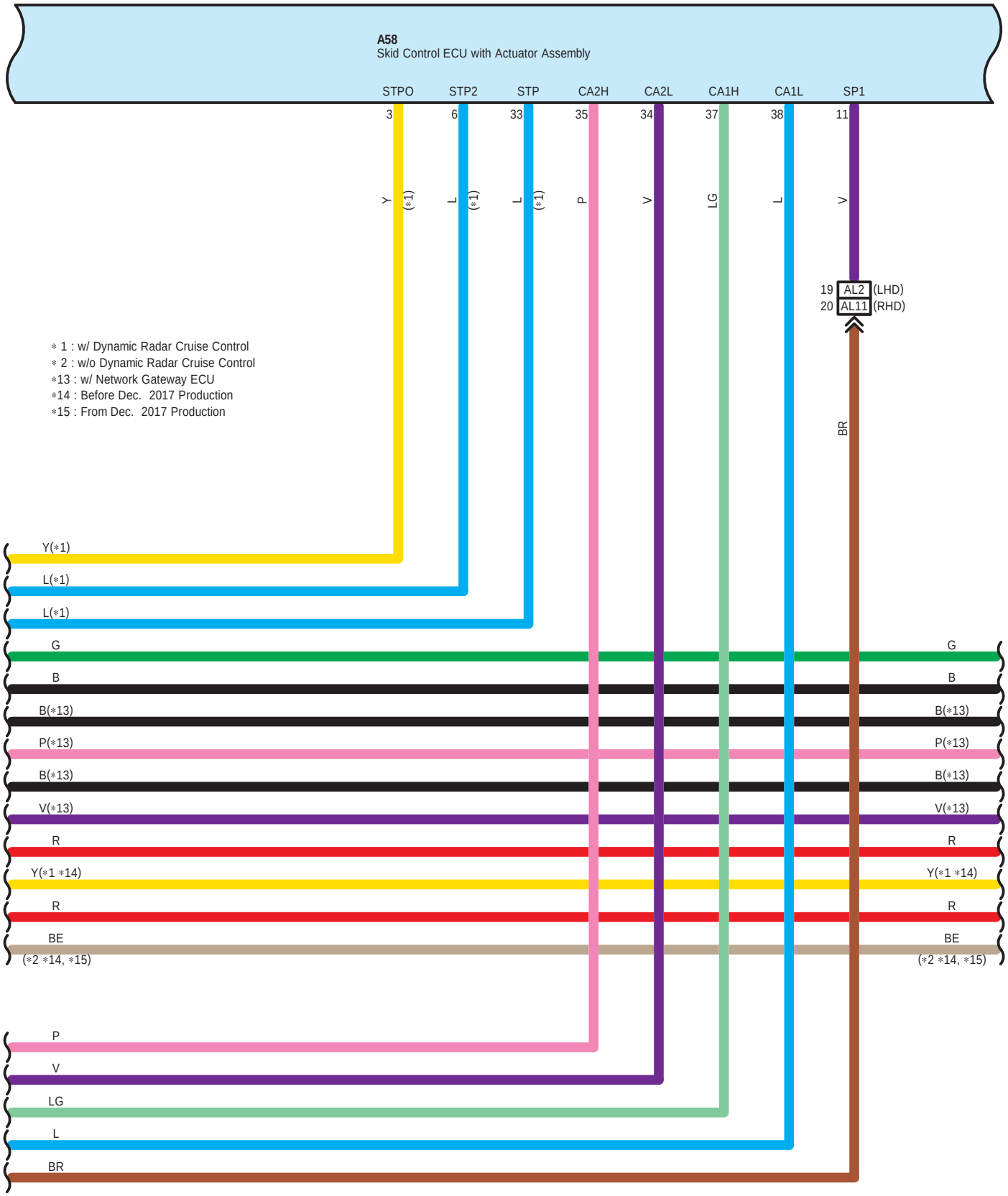
A58
Skid Control ECU with Actuator Assembly
STPO
STP2
STP
CA2H
CA2L
CA1H
CA1L
SP1
3
6
33
35
34
37
38
11
Y
(*1)
L
(*1)
L
(*1)
P
V
LG
L
V
19 AL2 (LHD)
20 AL11 (RHD)
BR
* 1 : w/ Dynamic Radar Cruise Control
* 2 : w/o Dynamic Radar Cruise Control
*13 : w/ Network Gateway ECU
*14 : Before Dec. 2017 Production
*15 : From Dec. 2017 Production
Y(*1)
L(*1)
L(*1)
G
B
B(*13)
P(*13)
B(*13)
V(*13)
R
Y(*1 *14)
R
BE
(*2 *14, *15)
P
V
LG
L
BR

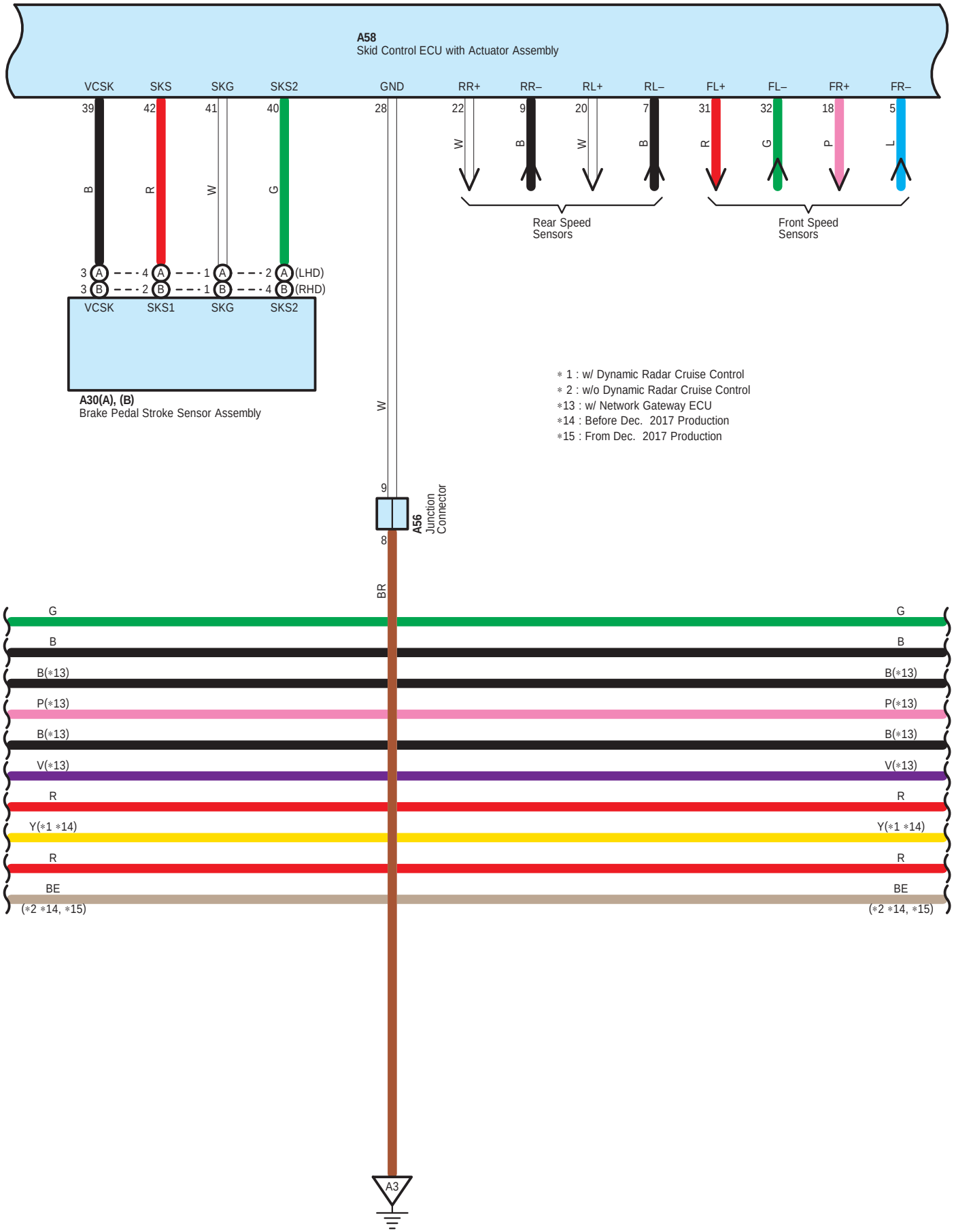
A58
Skid Control ECU with Actuator Assembly
VCSK
SKS
SKG
SKS2
GND
RR+
RR–
RL+
RL–
FL+
FL–
FR+
FR–
39
42
41
40
28
22
9
20
7
31
32
18
5
B
R
W
G
W
B
W
B
R
G
P
L
Rear Speed Sensors
Front Speed Sensors
3 A
4 A
1 A
2 A (LHD)
3 B
2 B
1 B
4 B (RHD)
VCSK
SKS1
SKG
SKS2
A30(A), (B)
Brake Pedal Stroke Sensor Assembly
∗ 1 : w/ Dynamic Radar Cruise Control
∗ 2 : w/o Dynamic Radar Cruise Control
∗13 : w/ Network Gateway ECU
∗14 : Before Dec. 2017 Production
∗15 : From Dec. 2017 Production
W
9
8
A56
Junction Connector
BR
G
B
B(∗13)
P(∗13)
B(∗13)
V(∗13)
R
Y(∗1 ∗14)
R
BE
(∗2 ∗14, ∗15)
A3

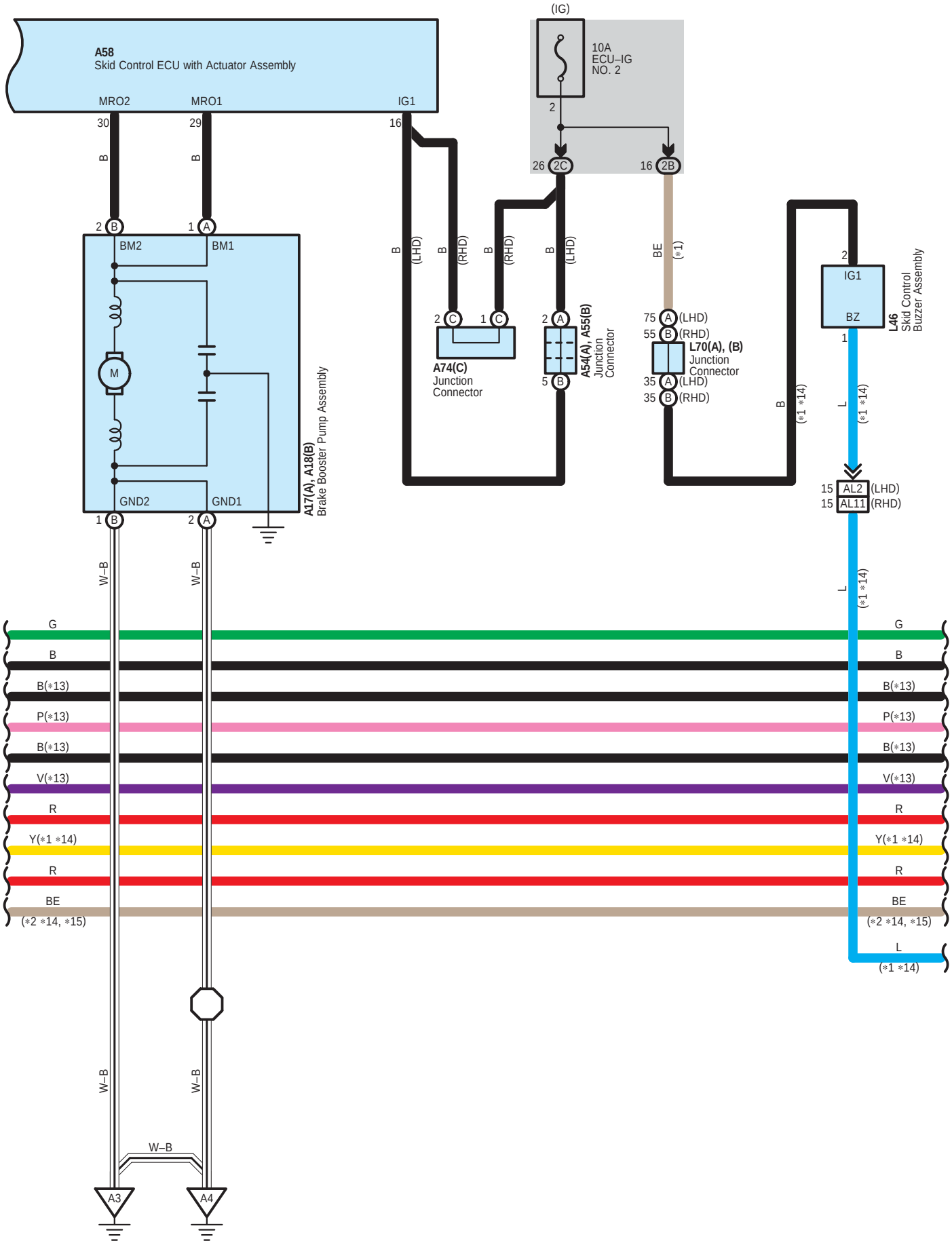
A58
Skid Control ECU with Actuator Assembly
MRO2
MRO1
IG1
30
29
16
B
B
2 B
1 A
BM2
BM1
M
GND2
GND1
1 B
2 A
A17(A), A18(B)
Brake Booster Pump Assembly
(IG)
10A
ECU–IG
NO. 2
2
26 2C
16 2B
B (LHD)
B (RHD)
B (RHD)
B (LHD)
BE (*1)
2 C
1 C
A74(C)
Junction
Connector
2 A
5 B
A54(A), A55(B)
Junction
Connector
75 A (LHD)
55 B (RHD)
L70(A), (B)
Junction
Connector
35 A (LHD)
35 B (RHD)
B (*1 *14)
2
IG1
BZ
1
L46
Skid Control
Buzzer Assembly
L (*1 *14)
15 AL2 (LHD)
15 AL11 (RHD)
L (*1 *14)
W–B
W–B
G
B
B(*13)
P(*13)
B(*13)
V(*13)
R
Y(*1 *14)
R
BE
(*2 *14, *15)
G
B
B(*13)
P(*13)
B(*13)
V(*13)
R
Y(*1 *14)
R
BE
(*2 *14, *15)
L
(*1 *14)
W–B
W–B
W–B
A3
A4

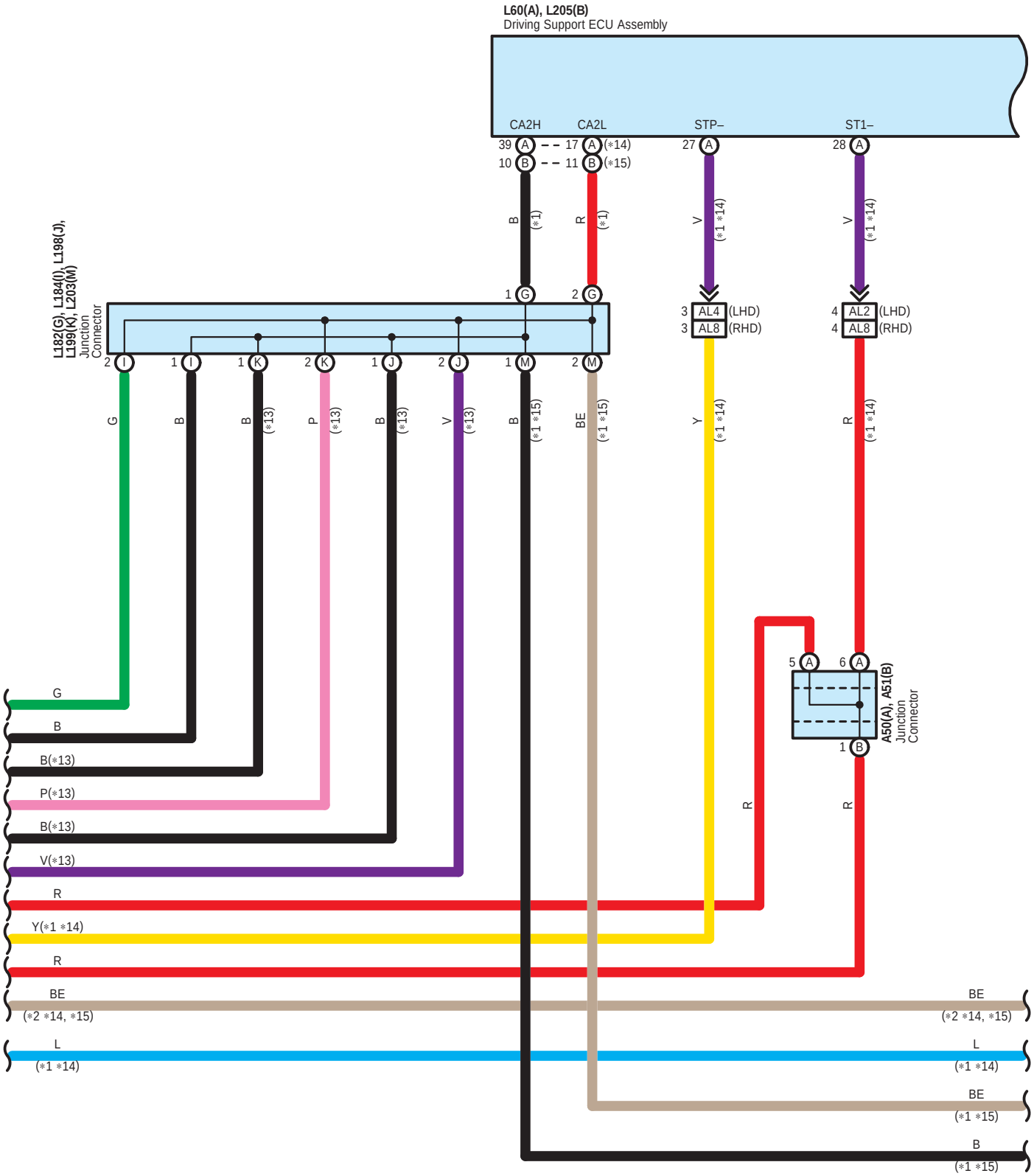
L60(A), L205(B)
Driving Support ECU Assembly
CA2H
CA2L
STP–
ST1–
39 A
10 B
17 A (*14)
11 B (*15)
27 A
28 A
B (*1)
R (*1)
V (*1 *14)
V (*1 *14)
L182(G), L184(I), L198(J), L199(K), L203(M)
Junction Connector
1 G
2 G
3 AL4 (LHD)
3 AL8 (RHD)
4 AL2 (LHD)
4 AL8 (RHD)
2 I
1 I
1 K
2 K
1 J
2 J
1 M
2 M
G
B
B (*13)
P (*13)
B (*13)
V (*13)
B (*1 *15)
BE (*1 *15)
Y (*1 *14)
R (*1 *14)
5 A
6 A
1 B
A50(A), A51(B)
Junction Connector
R
R
G
B
B(*13)
P(*13)
B(*13)
V(*13)
R
Y(*1 *14)
R
BE
(*2 *14, *15)
L
(*1 *14)
BE
(*2 *14, *15)
L
(*1 *14)
BE
(*1 *15)
B
(*1 *15)

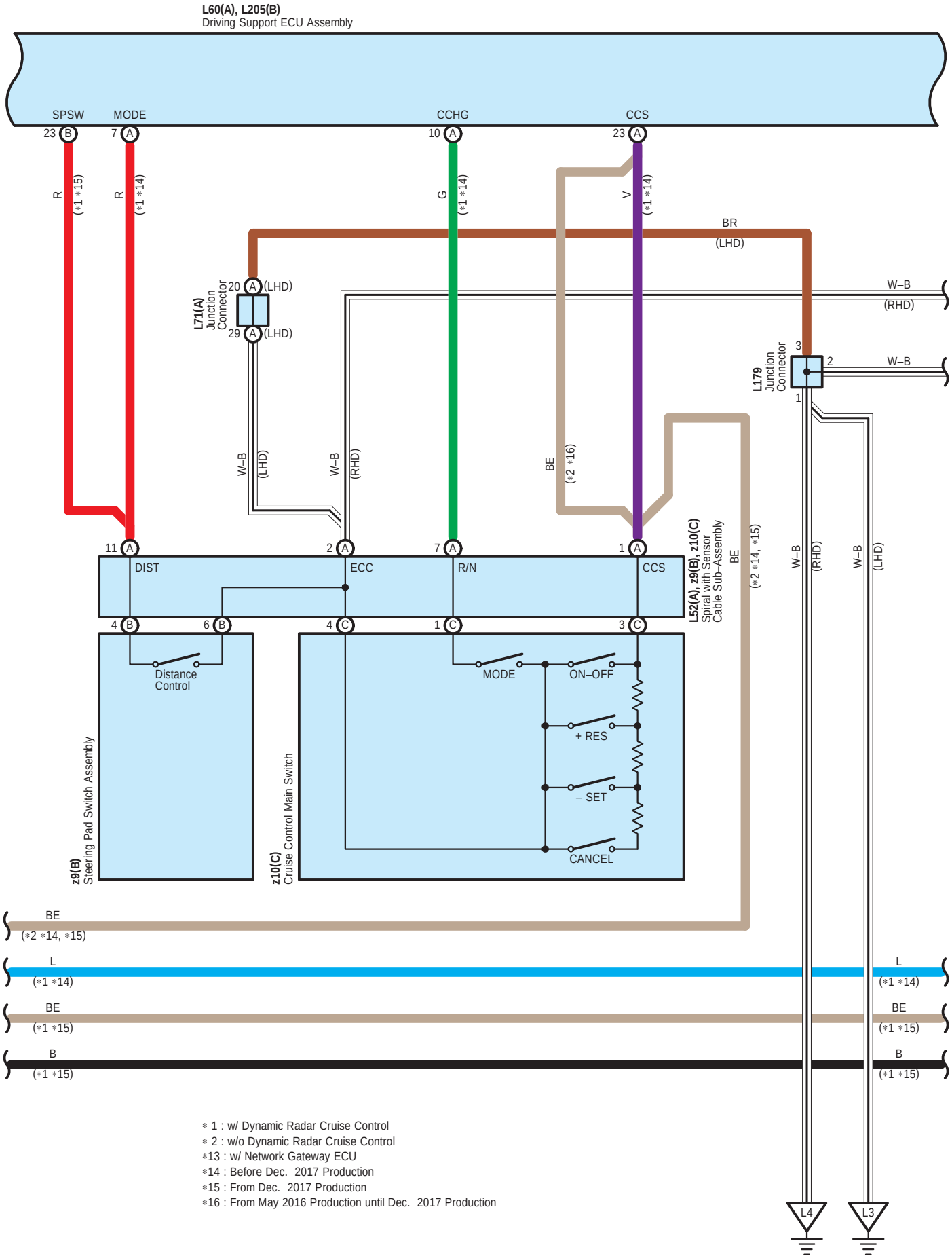

* 1 : w/ Dynamic Radar Cruise Control
* 2 : w/o Dynamic Radar Cruise Control
*13 : w/ Network Gateway ECU
*14 : Before Dec. 2017 Production
*15 : From Dec. 2017 Production
*16 : From May 2016 Production until Dec. 2017 Production

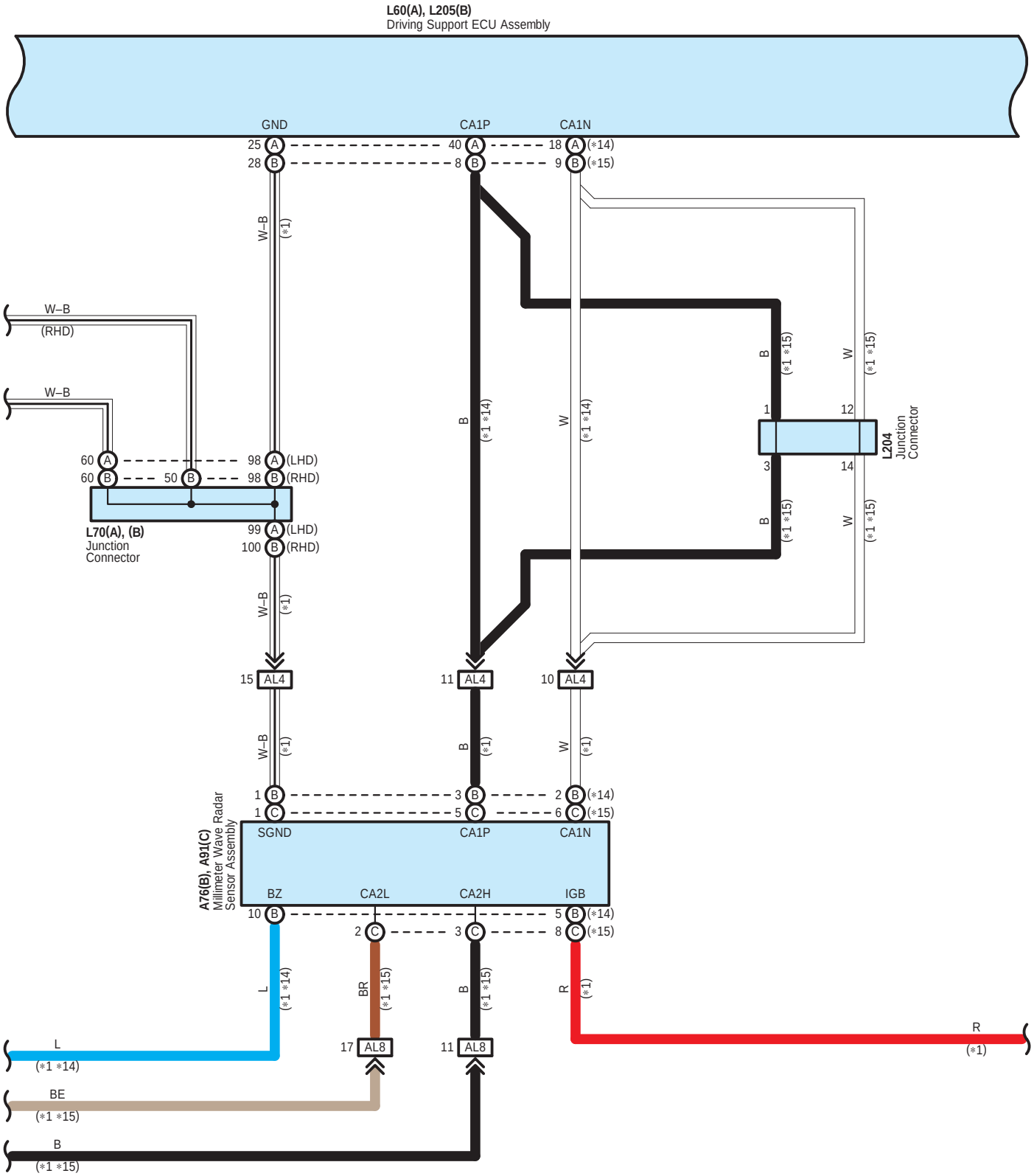
L60(A), L205(B)
Driving Support ECU Assembly
GND
CA1P
CA1N
25 A
28 B
40 A
8 B
18 A (*14)
9 B (*15)
W–B
(*1)
W–B
(RHD)
W–B
60 A
60 B
50 B
98 A (LHD)
98 B (RHD)
99 A (LHD)
100 B (RHD)
L70(A), (B)
Junction
Connector
B
(*1 *14)
W
(*1 *14)
B
(*1 *15)
W
(*1 *15)
1
12
3
14
L204
Junction
Connector
15 AL4
11 AL4
10 AL4
B
(*1)
W
(*1)
1 B
1 C
3 B
5 C
2 B (*14)
6 C (*15)
A76(B), A91(C)
Millimeter Wave Radar
Sensor Assembly
SGND
CA1P
CA1N
BZ
CA2L
CA2H
IGB
10 B
2 C
3 C
5 B (*14)
8 C (*15)
L
(*1 *14)
BR
(*1 *15)
B
(*1 *15)
R
(*1)
17 AL8
11 AL8
L
(*1 *14)
BE
(*1 *15)
B
(*1 *15)
R
(*1)

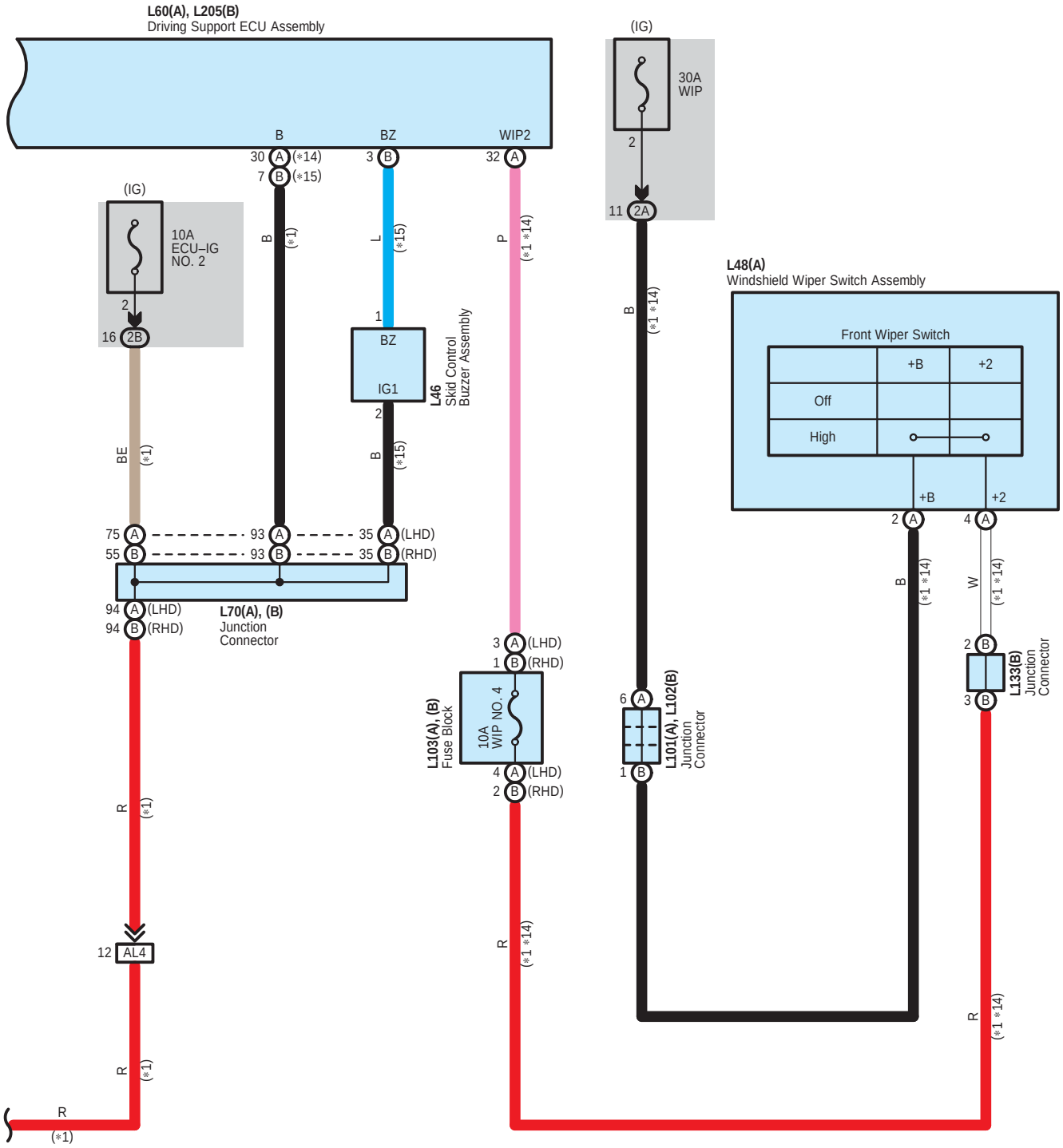

∗ 1 : w/ Dynamic Radar Cruise Control
∗14 : Before Dec. 2017 Production
∗15 : From Dec. 2017 Production

A 17
Gray

A 18
White

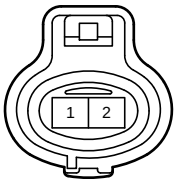

A 21
Gray

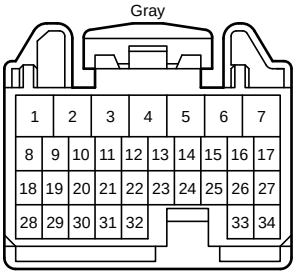

A 22
Gray

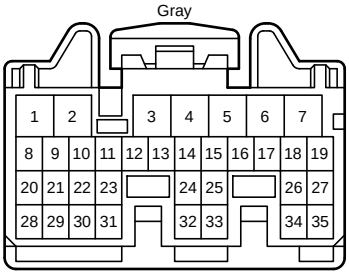

A 23
White

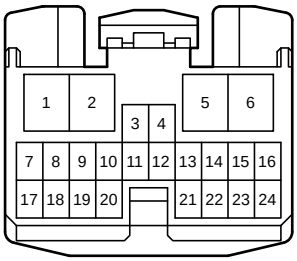

A 24
White

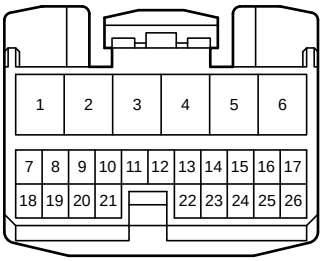

A 30
Black



A 32
Black

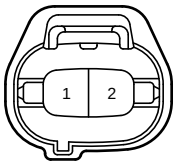

A 50
White

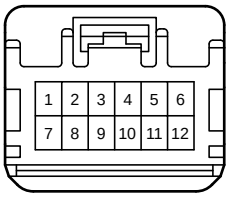

A 51
White

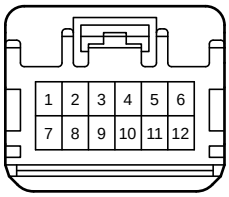

A 52
Black

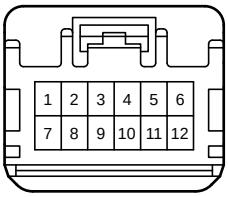

A 53
Black

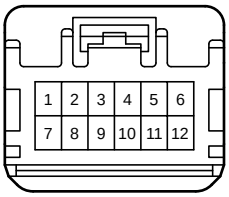

A 54
Black

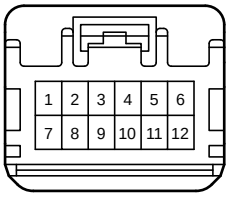

A 55
Black

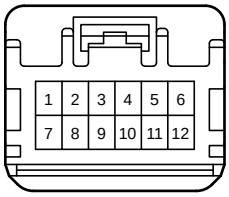

A 56
White

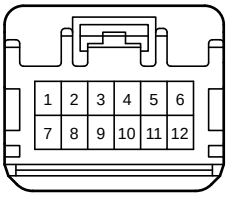

A 57
Black

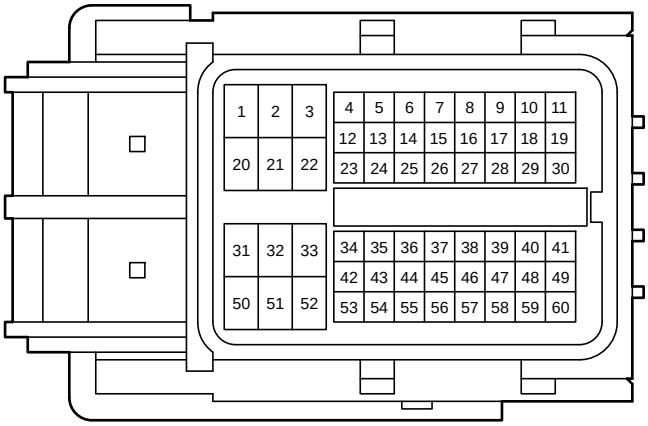

A 58
Gray

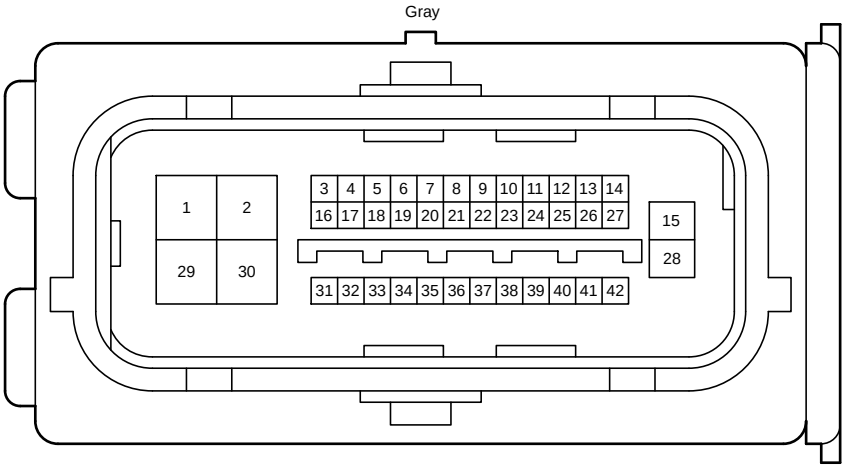

A 59
Black

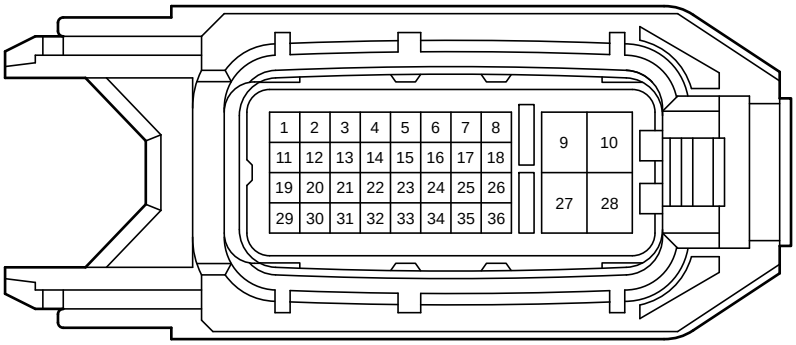

A 67
Blue

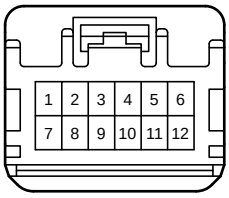

A 68
Gray

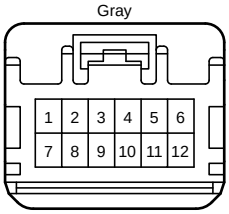

A 72
Black

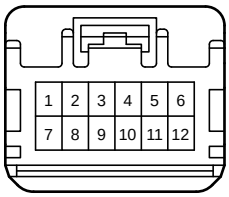

A 73
Black

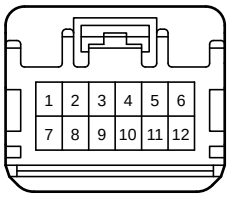

A 74
Black

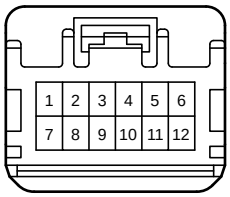

A 75
Black

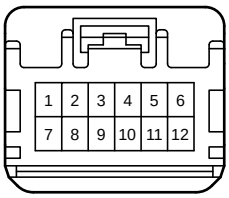

A 76
Black

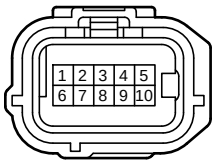

A 79
Black

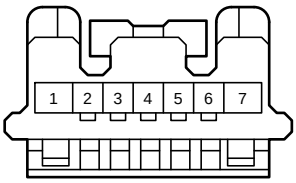

A 80
Blue

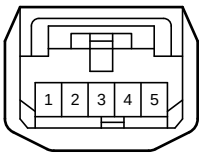

A 81
Black



A 91
Black



D 2
Black

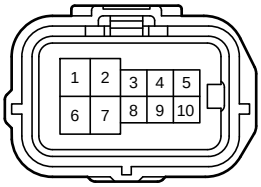

D 3
Black

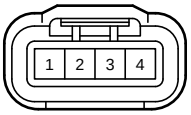

D 4
Black

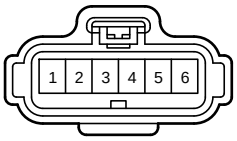

D 5
Black



D 6
Black

D 7
Gray

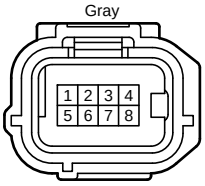

D 8
Black

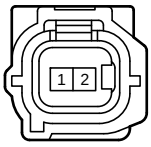

D 9
Gray

D 10
Black

D 11
Black

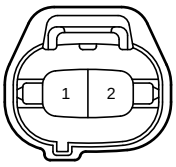

D 13
Black

D 14
Black

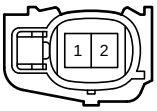

D 15
Gray

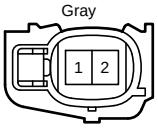

D 16
Black

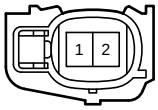

D 17
Gray

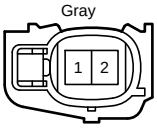

D 18
Black



D 20
Gray

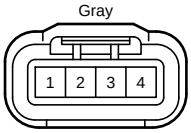

D 21
Black

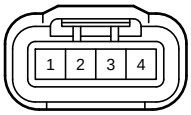

D 22
Gray

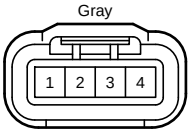

D 23
Black

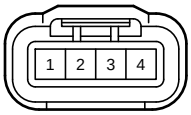

D 24
Dark Gray

D 25
Gray

D 27
Black

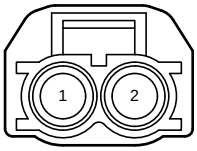

D 28
Black

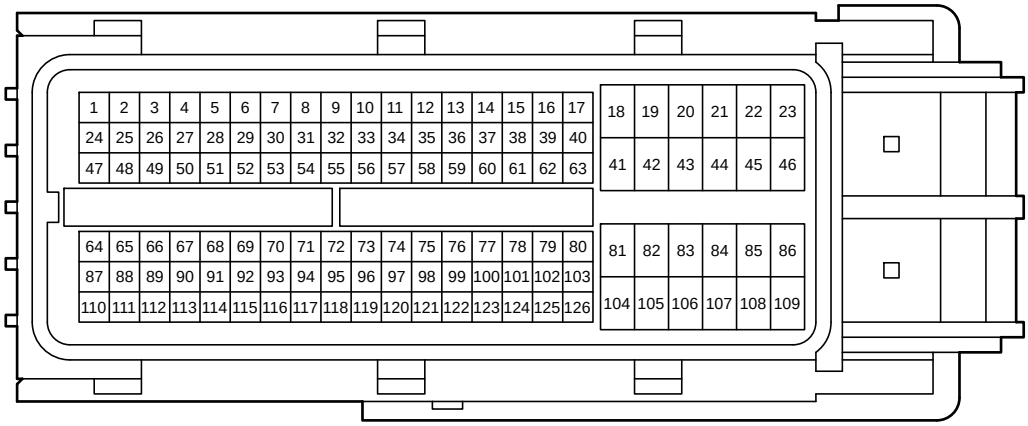

F 1
Black

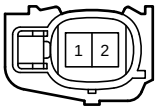

L 5
Gray

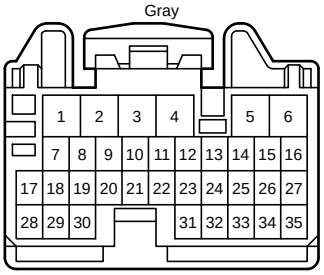

L 6
Gray

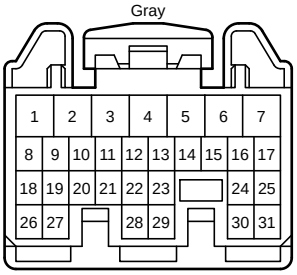

L 16
Yellow

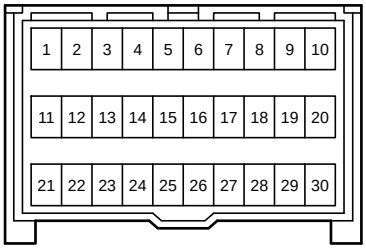

L 27
White

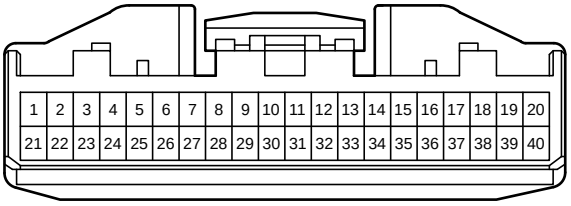

L 46
Blue

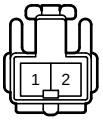

L 48
White

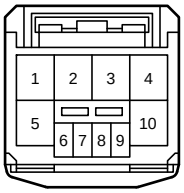

L 51
White

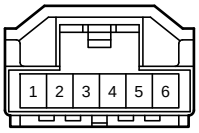

L 52
Black

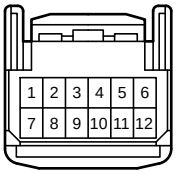

L 54
White

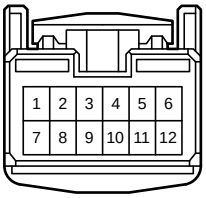

L 60
White

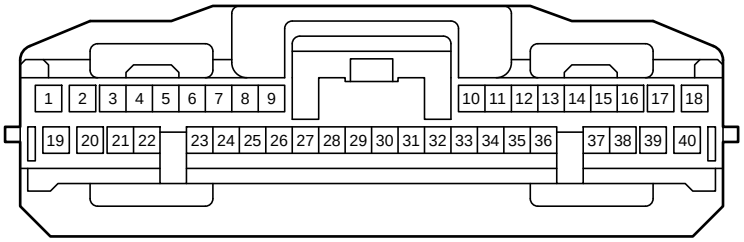

L 61
White

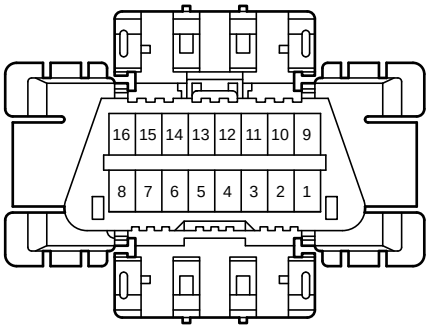

L 70
White

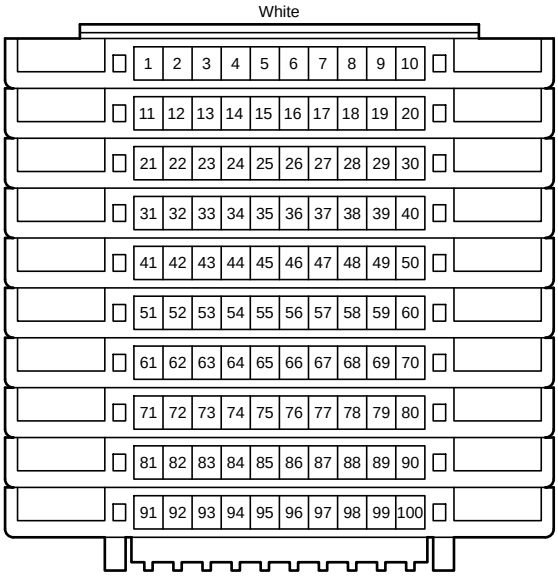

L 71
White

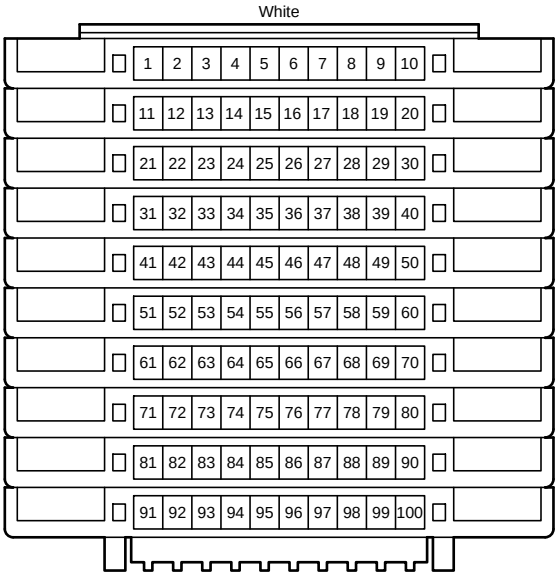

L 87
White

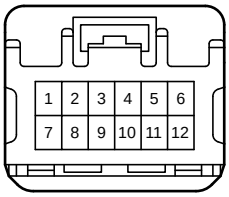

L 94
White

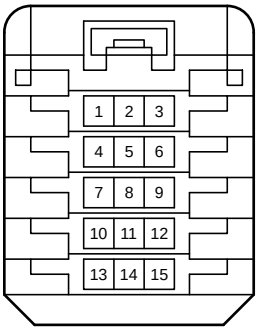

L 95
White

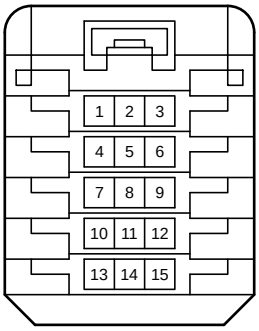

L101
White

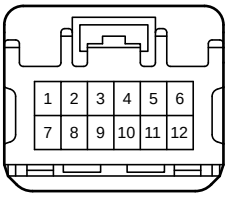

L102
White

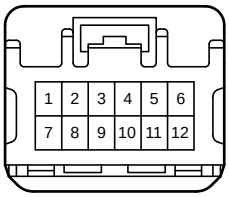

L103
White

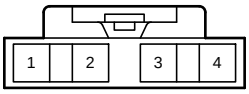

L124
Black

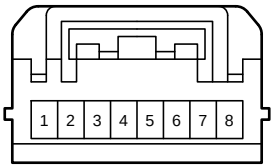

L126
White

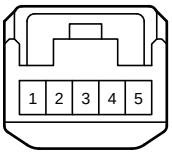

L127
Black



L132
Blue

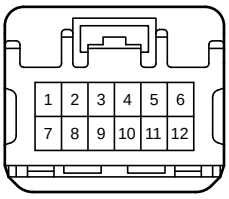

L133
Gray

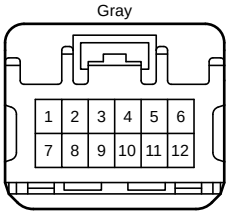

L143
White

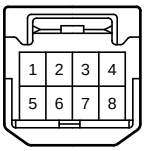

L179
Black

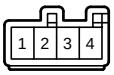

L182
White

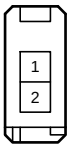

L184
White

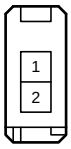

L192
Black

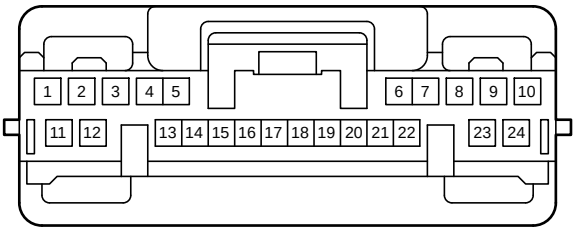

L197
White

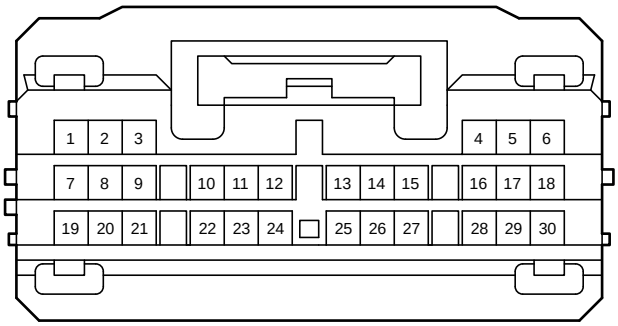

L198
White

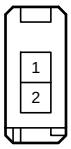

L199
White

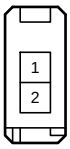

L200
Black

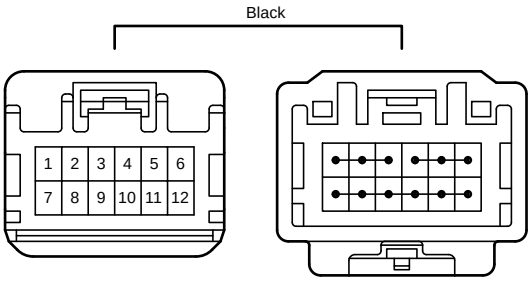

L203
White

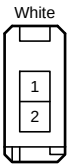

L204
Blue

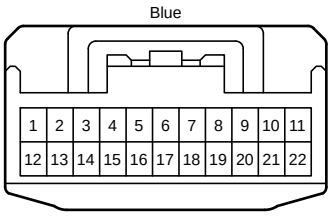

L205
White

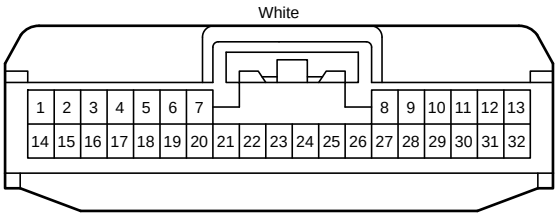

R 11
White

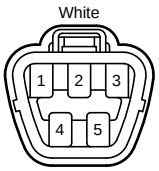

R 17
White

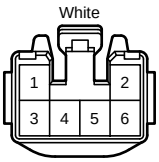

R 28
Black

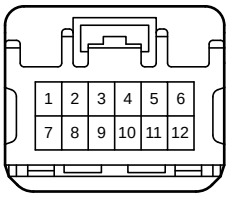

R 32
White

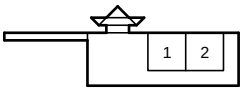

S 18
White

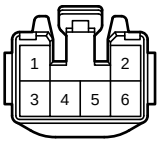

V 13
White



z 9
White

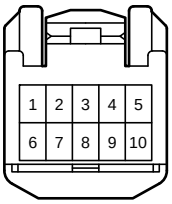

z 10
White

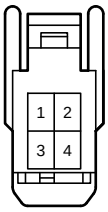

1A
White

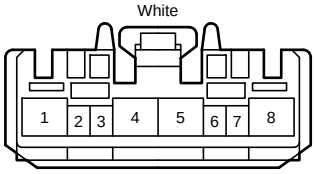

1B
White

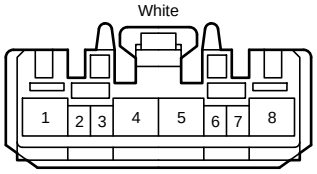

2A
White

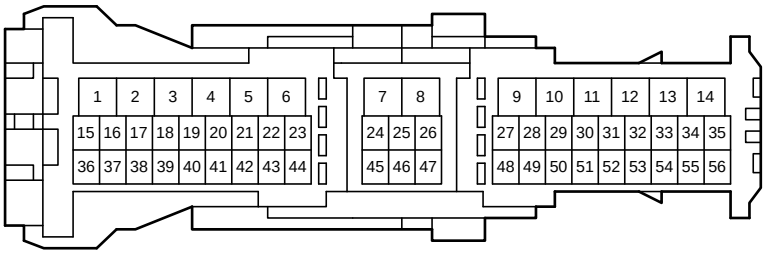

2B
White

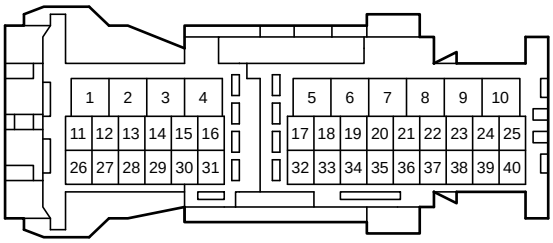

2C
White

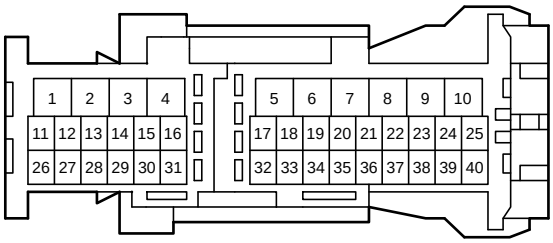

AL1
White

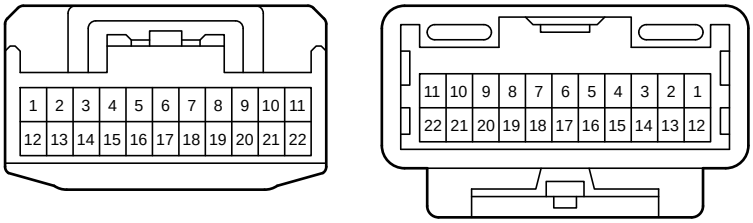

AL2
Gray

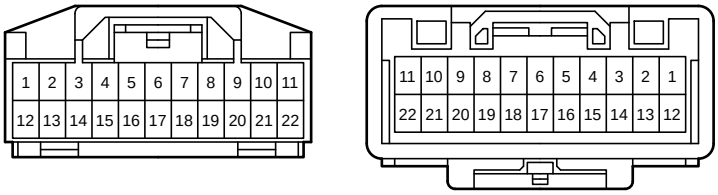

AL4
Black

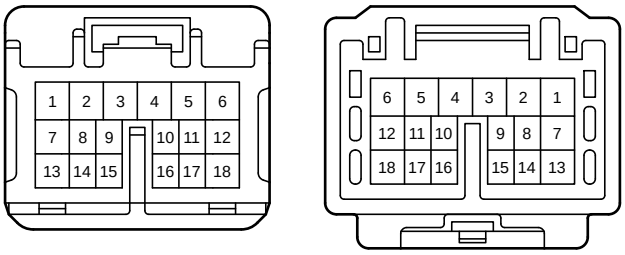

AL8
White

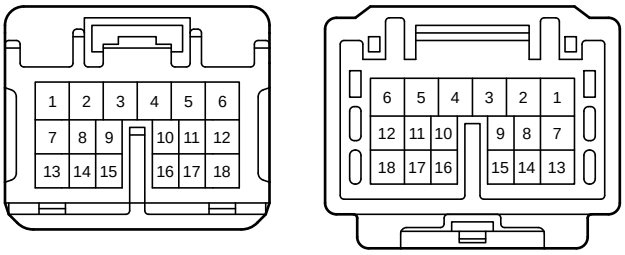

AL10
Blue

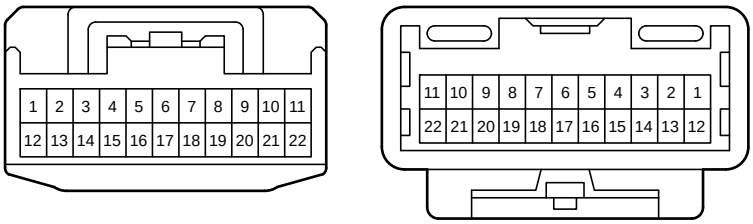

AL11
White

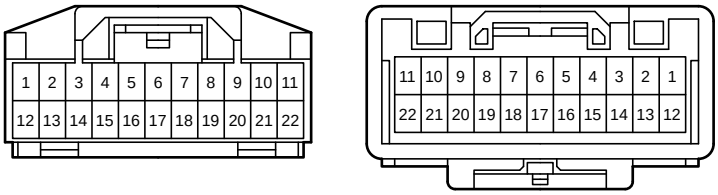

AR1
White

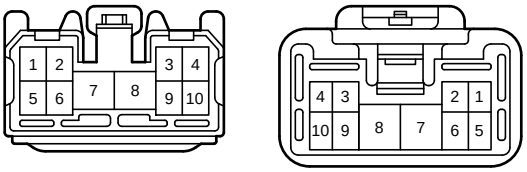

AS1
White

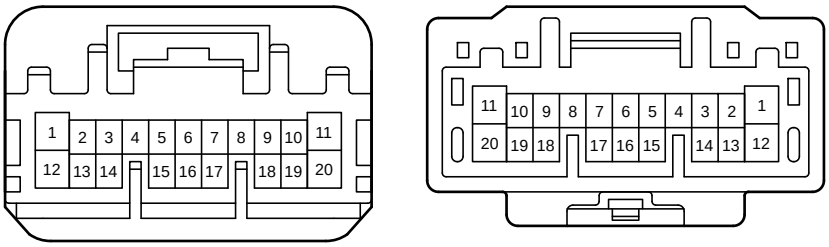

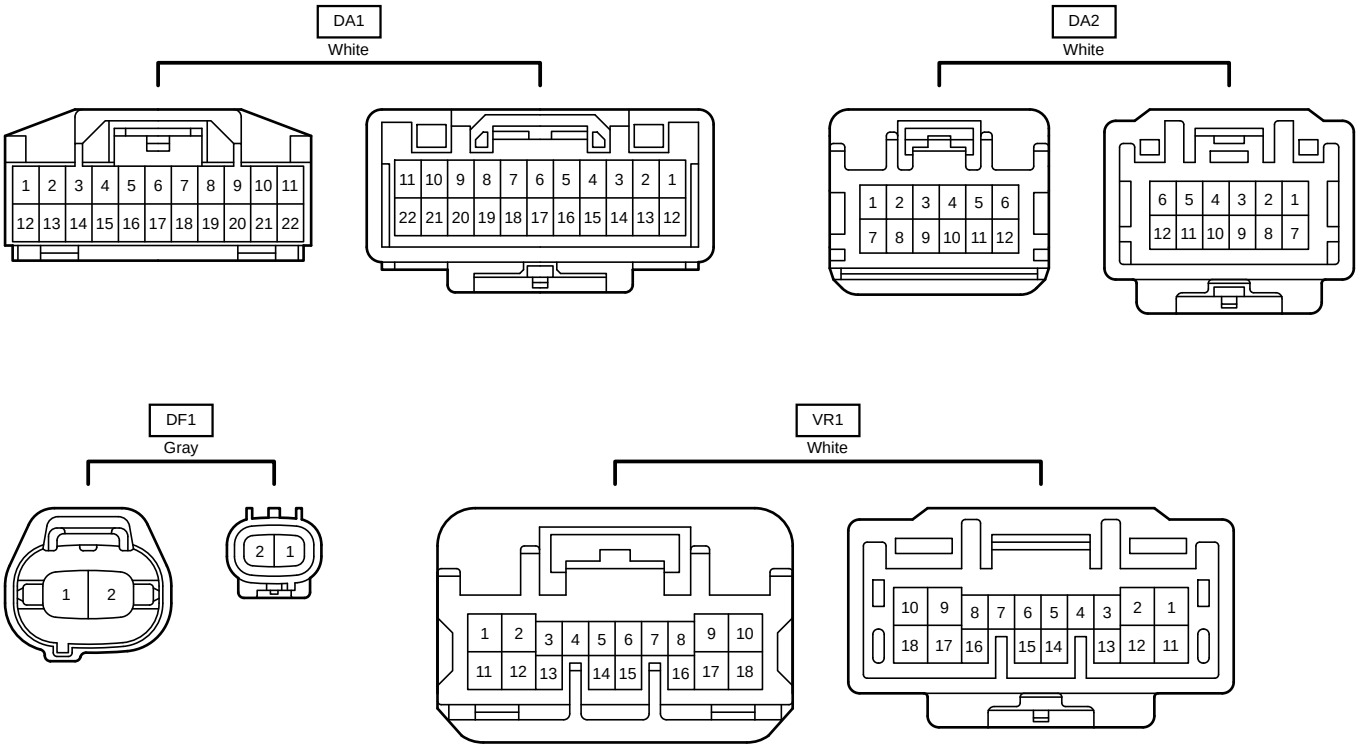
DA1
White
1 2 3 4 5 6 7 8 9 10 11
12 13 14 15 16 17 18 19 20 21 22
11 10 9 8 7 6 5 4 3 2 1
22 21 20 19 18 17 16 15 14 13 12
DA2
White
1 2 3 4 5 6
7 8 9 10 11 12
6 5 4 3 2 1
12 11 10 9 8 7
DF1
Gray
1 2
2 1
VR1
White
1 2 3 4 5 6 7 8 9 10
11 12 13 14 15 16 17 18
10 9 8 7 6 5 4 3 2 1
18 17 16 15 14 13 12 11