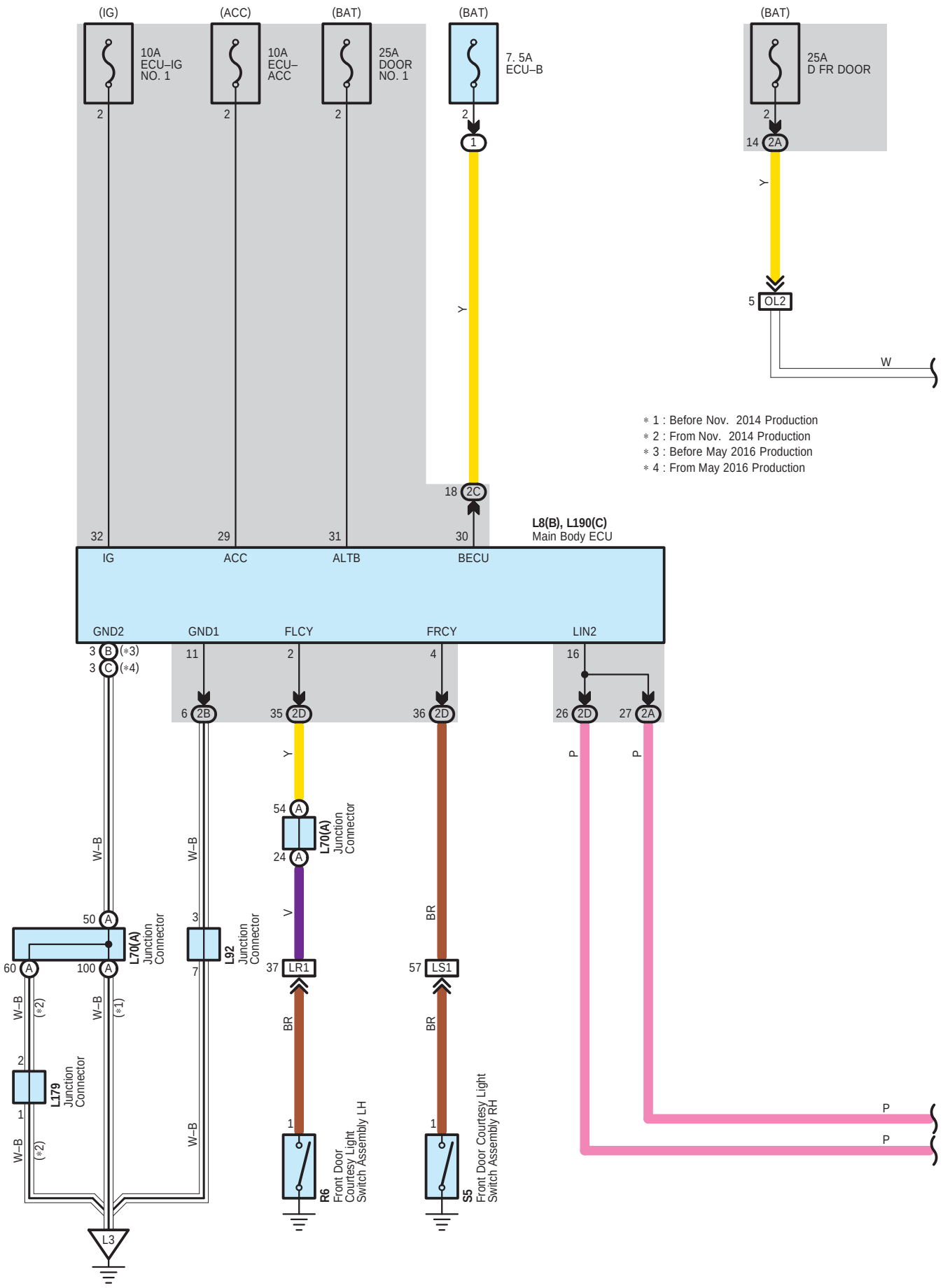
(IG)
(ACC)
(BAT)
(BAT)
(BAT)
10A ECU–IG NO. 1
10A ECU– ACC
25A DOOR NO. 1
7. 5A ECU–B
25A D FR DOOR
OL2
W
Y
∗ 1 : Before Nov. 2014 Production
∗ 2 : From Nov. 2014 Production
∗ 3 : Before May 2016 Production
∗ 4 : From May 2016 Production
L8(B), L190(C)
Main Body ECU
IG
ACC
ALTB
BECU
GND2
GND1
FLCY
FRCY
LIN2
L70(A) Junction Connector
L92 Junction Connector
L179 Junction Connector
LR1
LS1
R6 Front Door Courtesy Light Switch Assembly LH
S5 Front Door Courtesy Light Switch Assembly RH
L3
W–B
BR
P

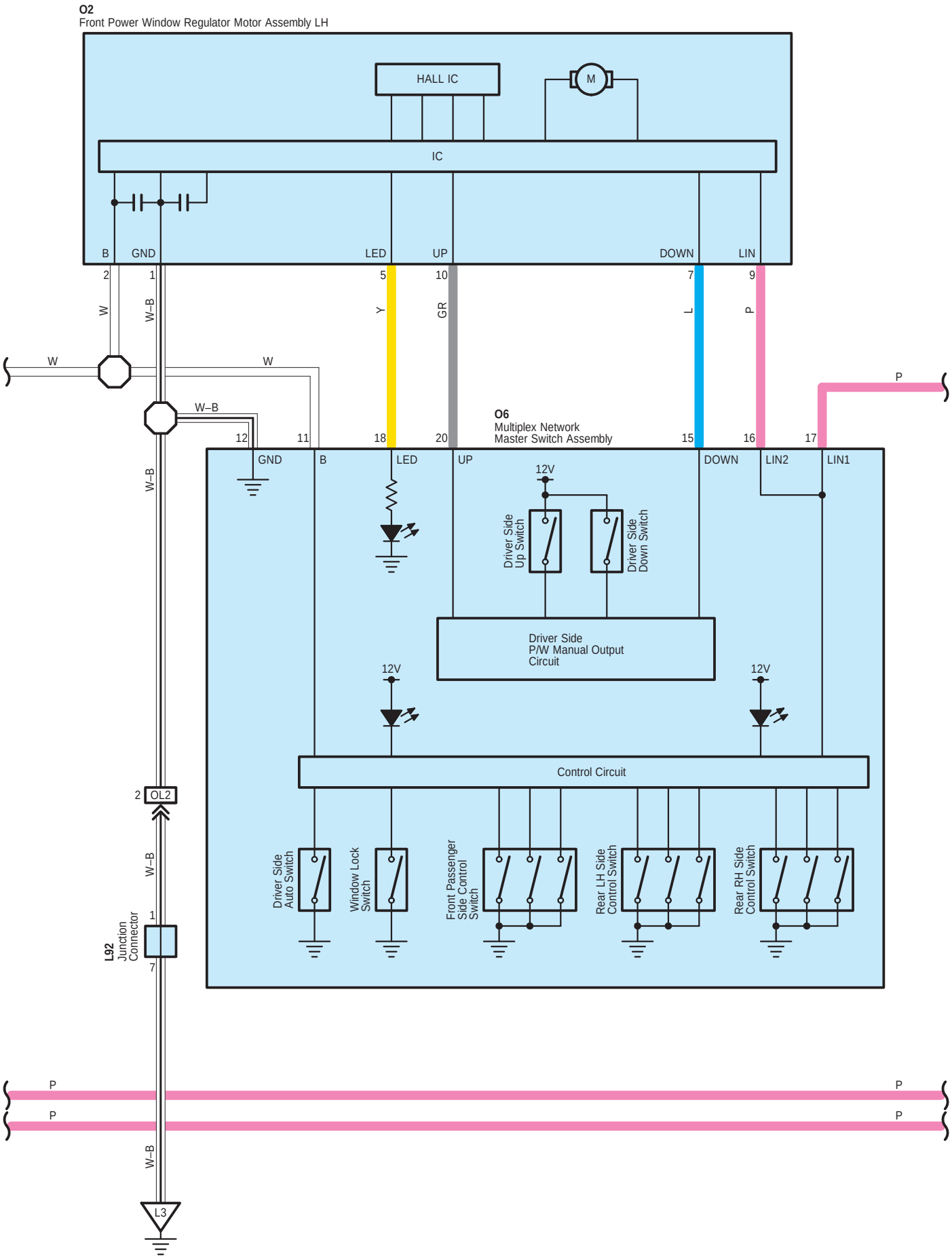
O2
Front Power Window Regulator Motor Assembly LH
HALL IC
M
IC
B
GND
LED
UP
DOWN
LIN
2
1
5
10
7
9
W
W–B
Y
GR
L
P
W
W
W–B
P
O6
Multiplex Network
Master Switch Assembly
12
11
18
20
15
16
17
GND
B
LED
UP
DOWN
LIN2
LIN1
12V
Driver Side
Up Switch
Driver Side
Down Switch
Driver Side
P/W Manual Output
Circuit
12V
12V
Control Circuit
2
OL2
W–B
1
L92
Junction
Connector
7
Driver Side
Auto Switch
Window Lock
Switch
Front Passenger
Side Control
Switch
Rear LH Side
Control Switch
Rear RH Side
Control Switch
P
P
P
P
W–B
L3

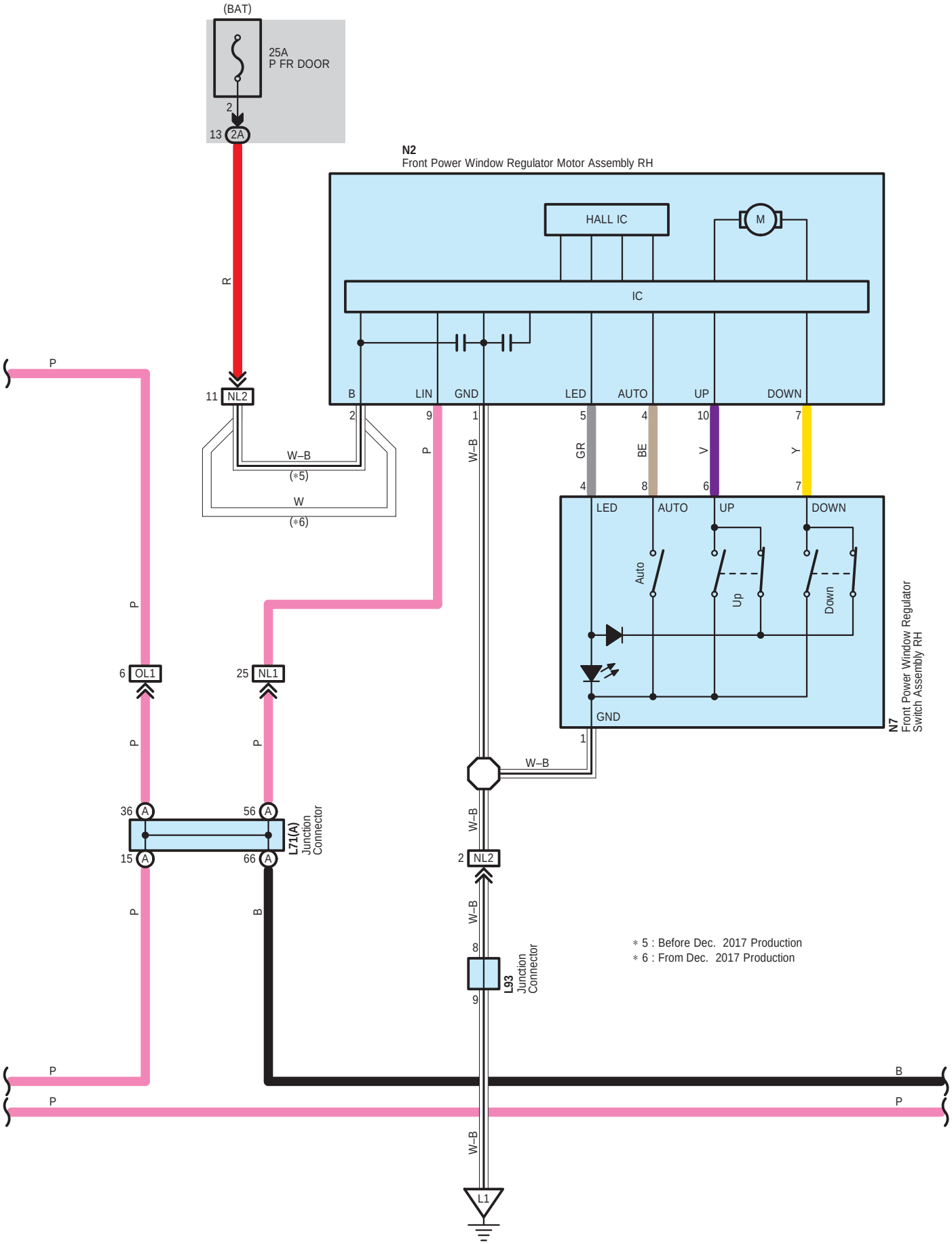
(BAT)
25A
P FR DOOR
2
13 2A
R
N2
Front Power Window Regulator Motor Assembly RH
HALL IC
M
IC
B
LIN
GND
LED
AUTO
UP
DOWN
11 NL2
2
9
1
5
4
10
7
W–B
(*5)
W
(*6)
P
W–B
GR
BE
V
Y
4
8
6
7
LED
AUTO
UP
DOWN
Auto
Up
Down
GND
1
N7
Front Power Window Regulator
Switch Assembly RH
W–B
6 OL1
25 NL1
P
P
P
P
36 A
56 A
15 A
66 A
L71(A)
Junction
Connector
B
W–B
2 NL2
W–B
8
9
L93
Junction
Connector
* 5 : Before Dec. 2017 Production
* 6 : From Dec. 2017 Production
P
P
B
P
W–B
L1

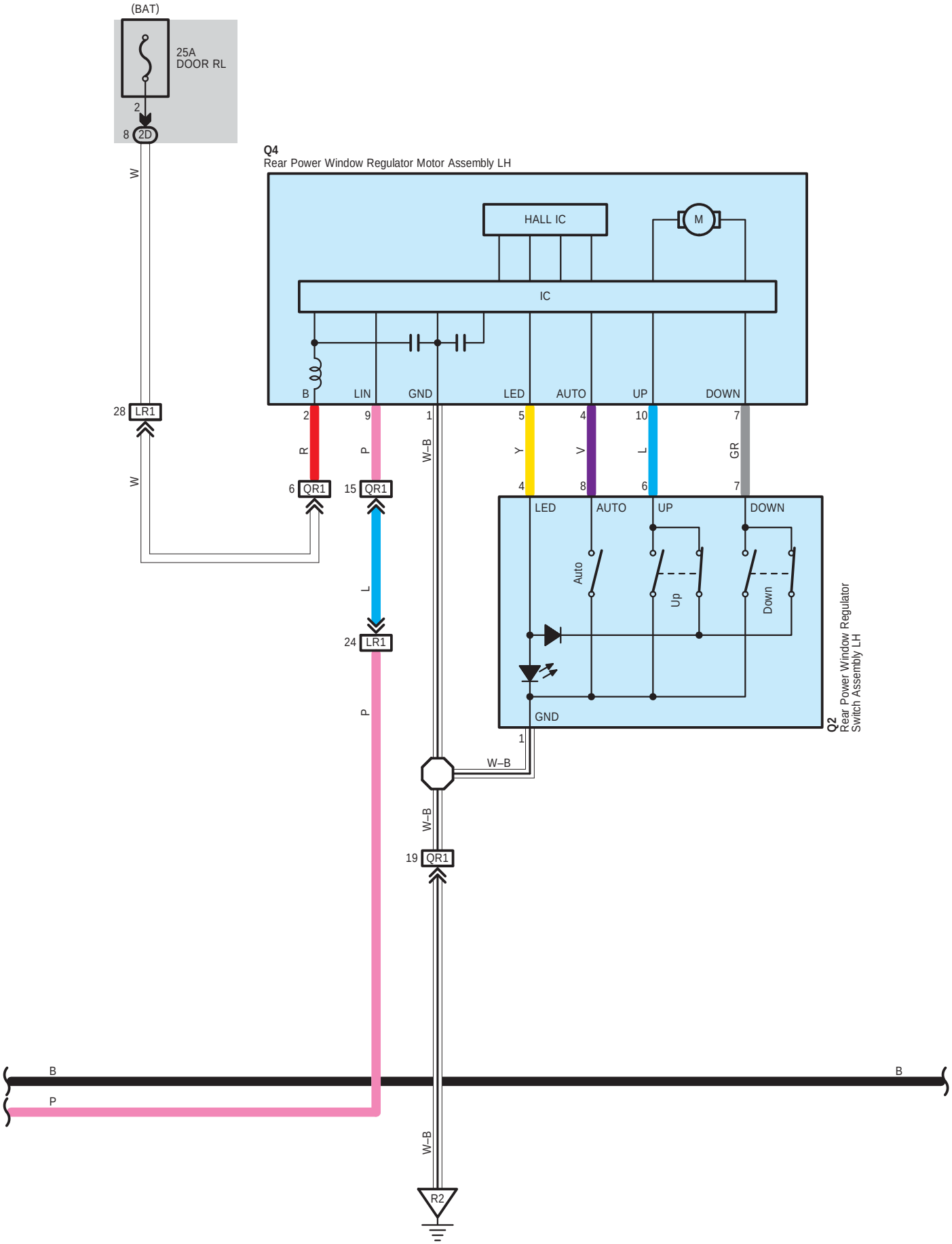
(BAT)
25A
DOOR RL
2
8 2D
W
Q4
Rear Power Window Regulator Motor Assembly LH
HALL IC
M
IC
B
LIN
GND
LED
AUTO
UP
DOWN
28 LR1
2
9
1
5
4
10
7
R
P
W–B
Y
V
L
GR
W
6 QR1
15 QR1
4
8
6
7
LED
AUTO
UP
DOWN
Auto
Up
Down
L
24 LR1
P
GND
1
W–B
Q2
Rear Power Window Regulator
Switch Assembly LH
W–B
19 QR1
B
B
P
W–B
R2

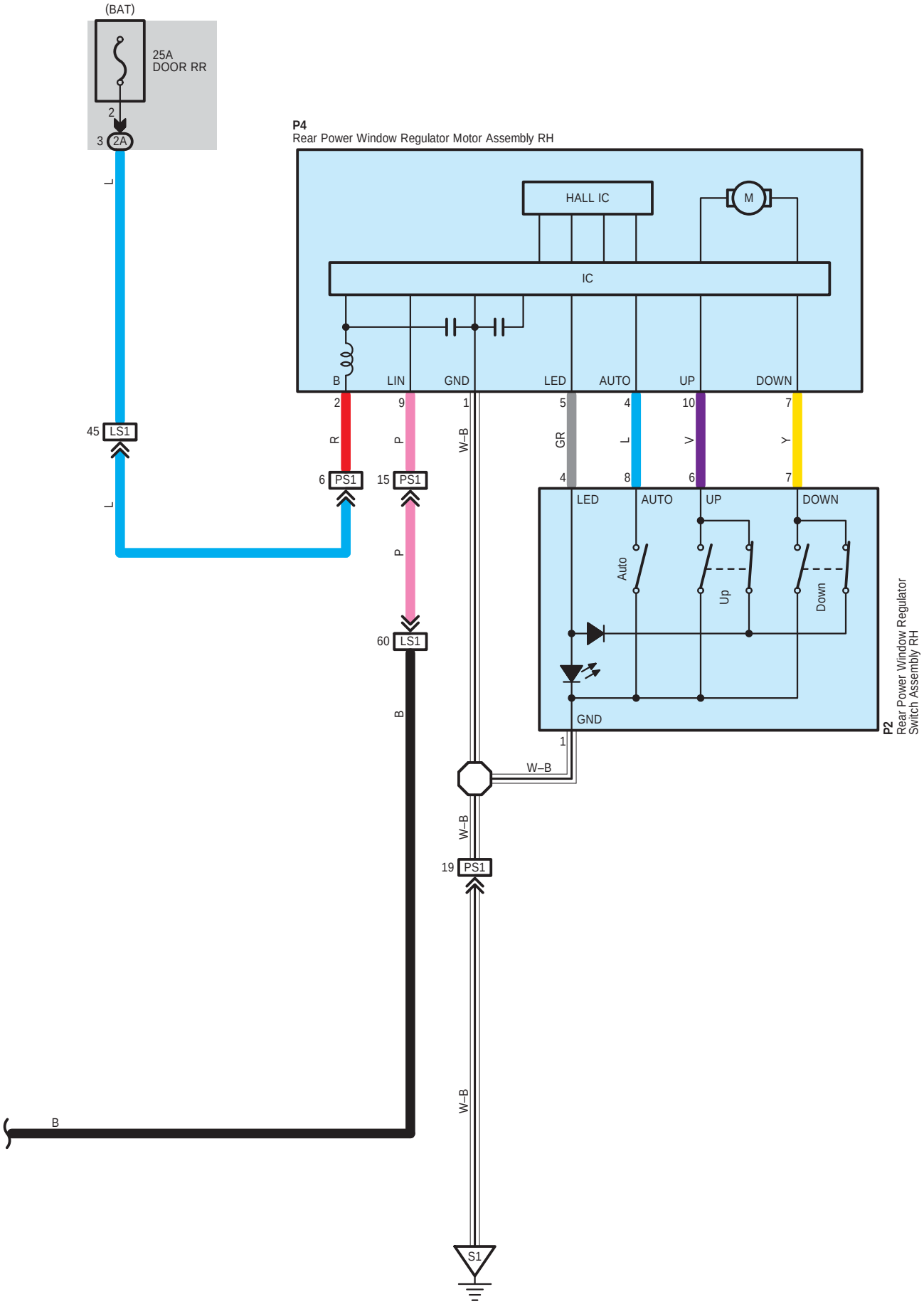
(BAT)
25A
DOOR RR
2
3 2A
L
45 LS1
L
P4
Rear Power Window Regulator Motor Assembly RH
HALL IC
M
IC
B
LIN
GND
LED
AUTO
UP
DOWN
2
9
1
5
4
10
7
R
P
W–B
GR
L
V
Y
6 PS1
15 PS1
4
8
6
7
LED
AUTO
UP
DOWN
Auto
Up
Down
P
60 LS1
B
GND
1
P2
Rear Power Window Regulator
Switch Assembly RH
W–B
W–B
19 PS1
W–B
B
S1

L 8
White

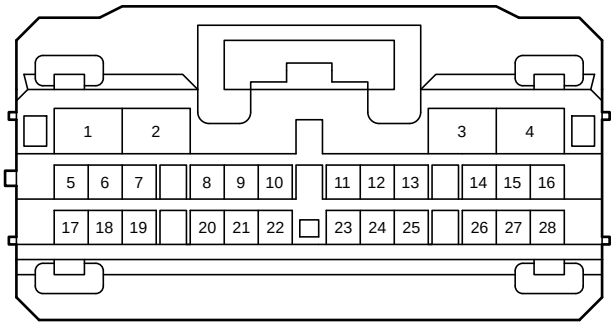

L 70
White

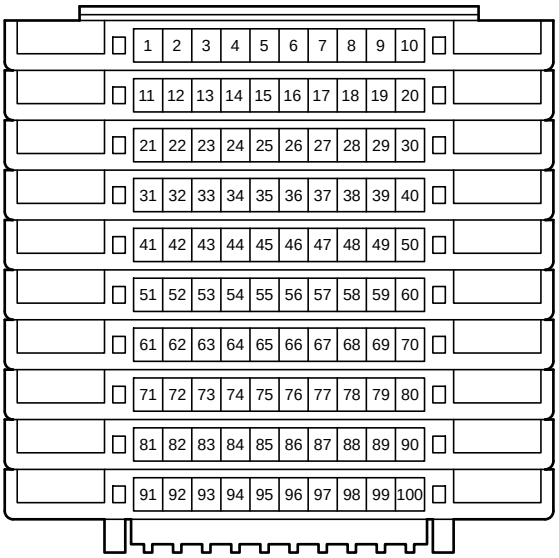

L 71
White

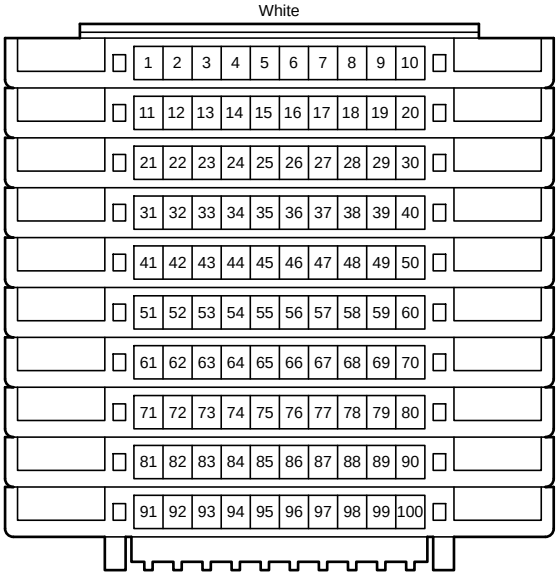

L 92
White

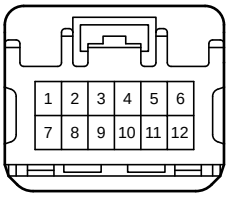

L 93
White

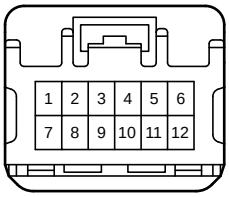

L179
Black

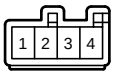

L190
White

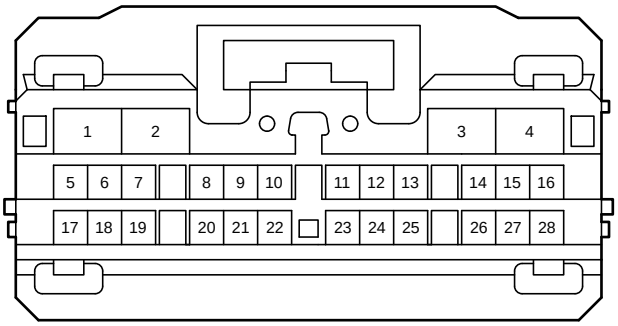

N 2
White

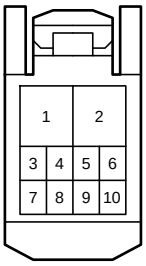

N 7
White



O 2
White

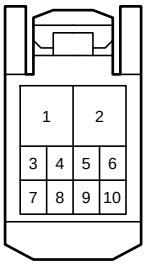

O 6
White

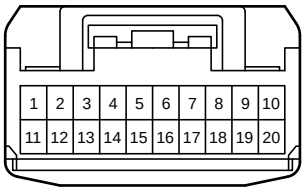

P 2
White

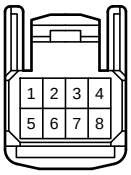

P 4
White

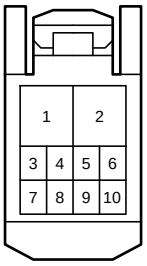

Q 2
White

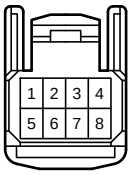

Q 4
White

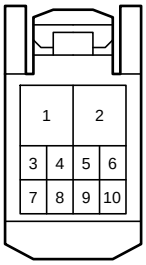

R 6
Black

S 5
Black

2A
White

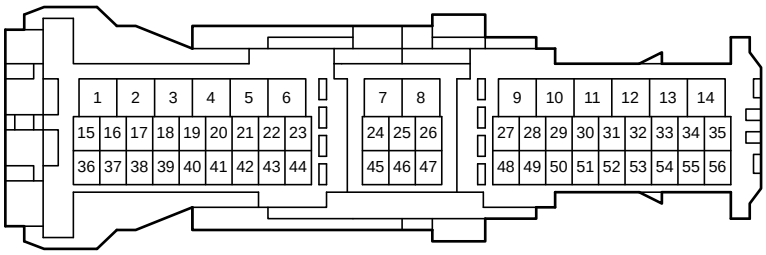

2B
White

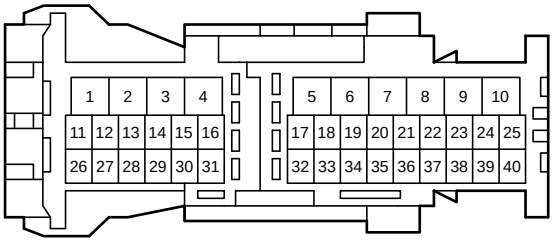

2C
White

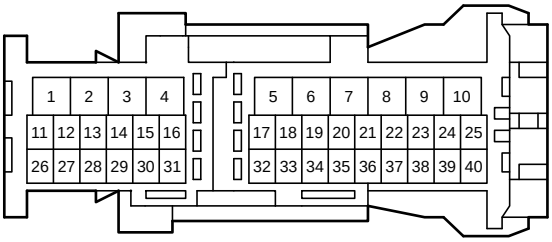

2D
White

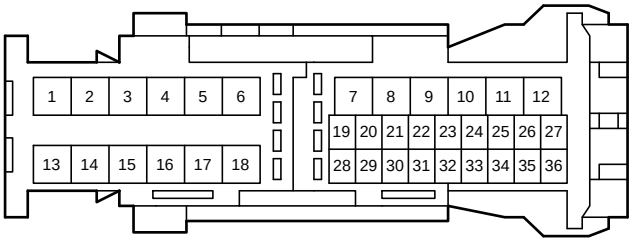

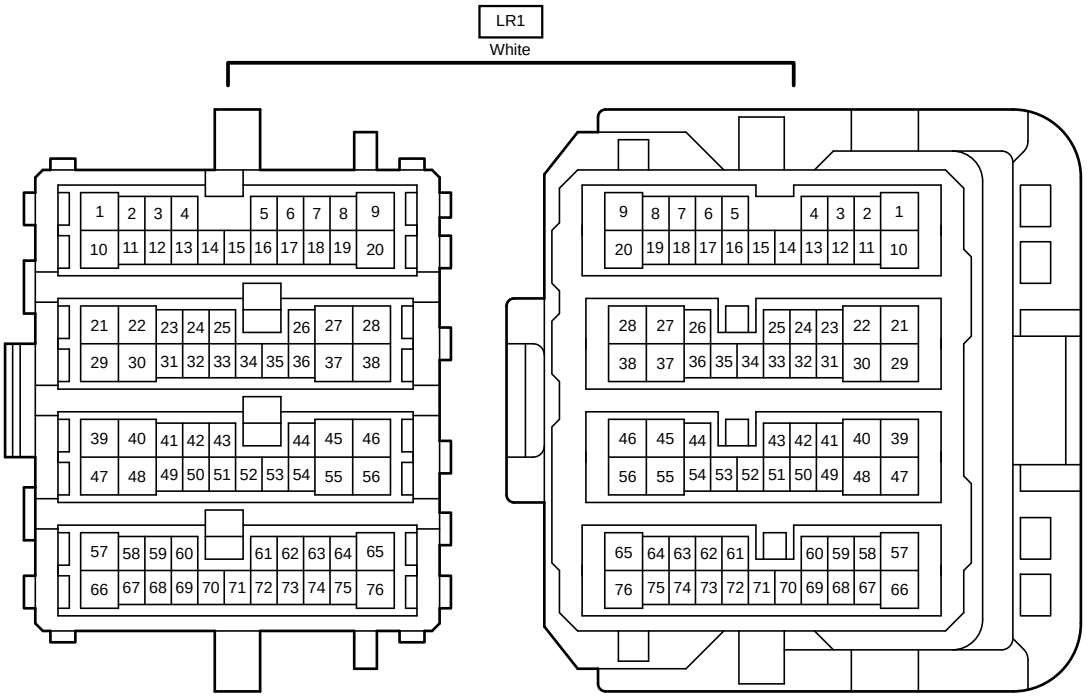
LR1
White
1 2 3 4 5 6 7 8 9
10 11 12 13 14 15 16 17 18 19 20
21 22 23 24 25 26 27 28
29 30 31 32 33 34 35 36 37 38
39 40 41 42 43 44 45 46
47 48 49 50 51 52 53 54 55 56
57 58 59 60 61 62 63 64 65
66 67 68 69 70 71 72 73 74 75 76
9 8 7 6 5 4 3 2 1
20 19 18 17 16 15 14 13 12 11 10
28 27 26 25 24 23 22 21
38 37 36 35 34 33 32 31 30 29
46 45 44 43 42 41 40 39
56 55 54 53 52 51 50 49 48 47
65 64 63 62 61 60 59 58 57
76 75 74 73 72 71 70 69 68 67 66

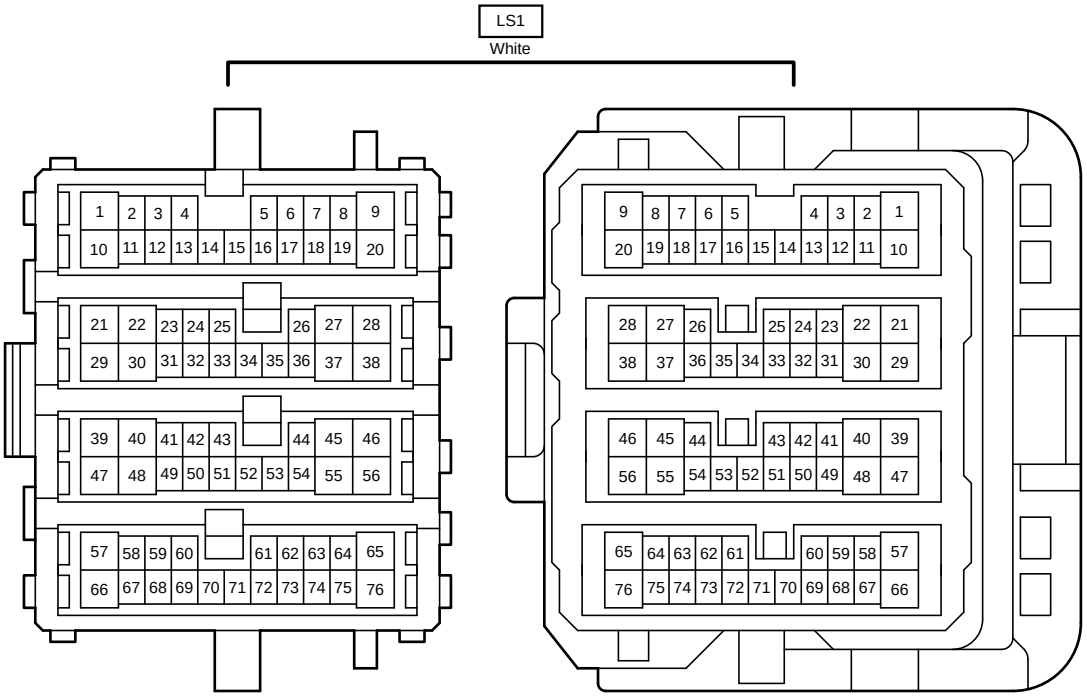
LS1
White
1 2 3 4 5 6 7 8 9
10 11 12 13 14 15 16 17 18 19 20
21 22 23 24 25 26 27 28
29 30 31 32 33 34 35 36 37 38
39 40 41 42 43 44 45 46
47 48 49 50 51 52 53 54 55 56
57 58 59 60 61 62 63 64 65
66 67 68 69 70 71 72 73 74 75 76
9 8 7 6 5 4 3 2 1
20 19 18 17 16 15 14 13 12 11 10
28 27 26 25 24 23 22 21
38 37 36 35 34 33 32 31 30 29
46 45 44 43 42 41 40 39
56 55 54 53 52 51 50 49 48 47
65 64 63 62 61 60 59 58 57
76 75 74 73 72 71 70 69 68 67 66

NL1
White

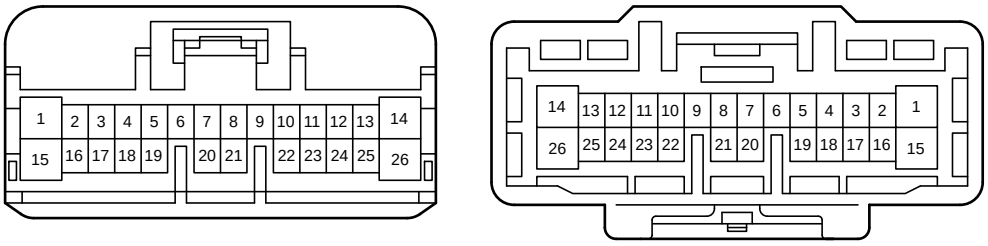

NL2
White

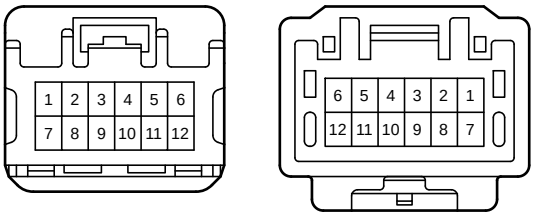

OL1
White

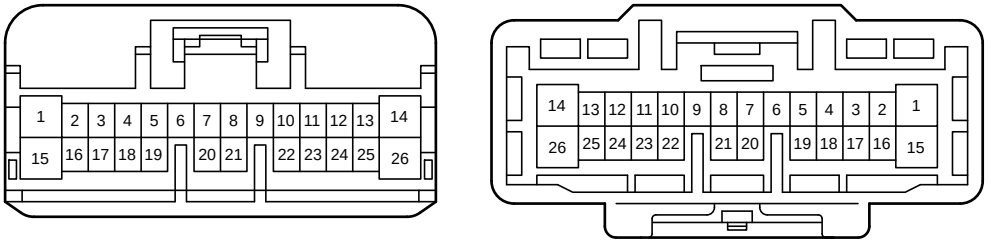

OL2
White

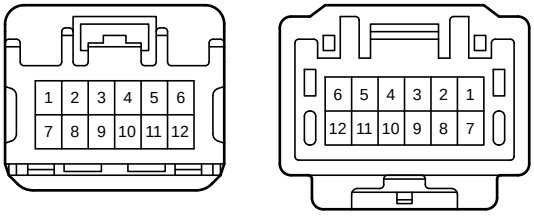

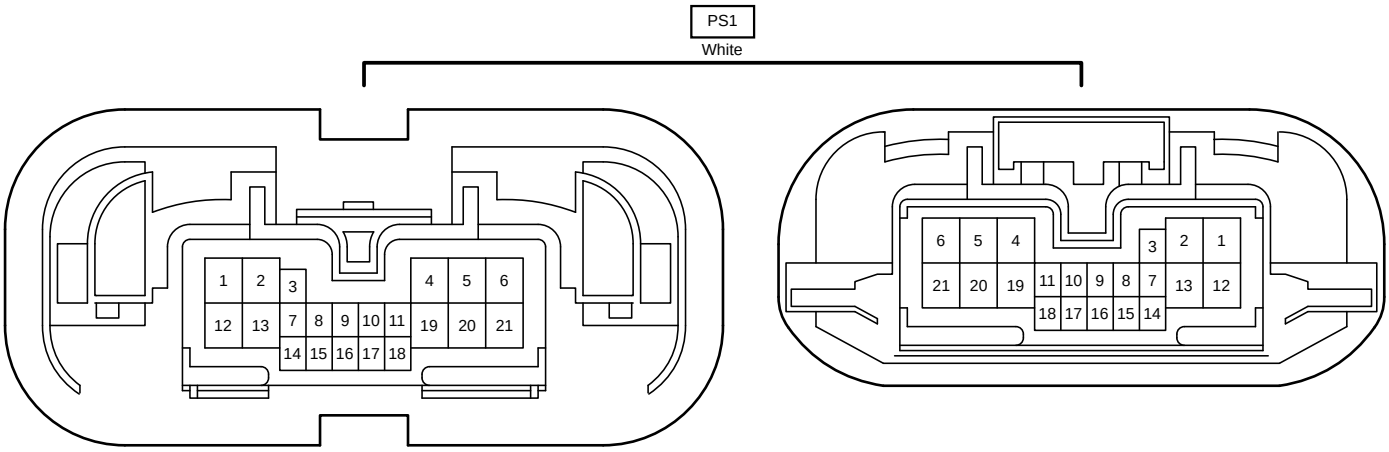
PS1
White
1 2 3 4 5 6
12 13 7 8 9 10 11 19 20 21
14 15 16 17 18
6 5 4 3 2 1
21 20 19 11 10 9 8 7 13 12
18 17 16 15 14

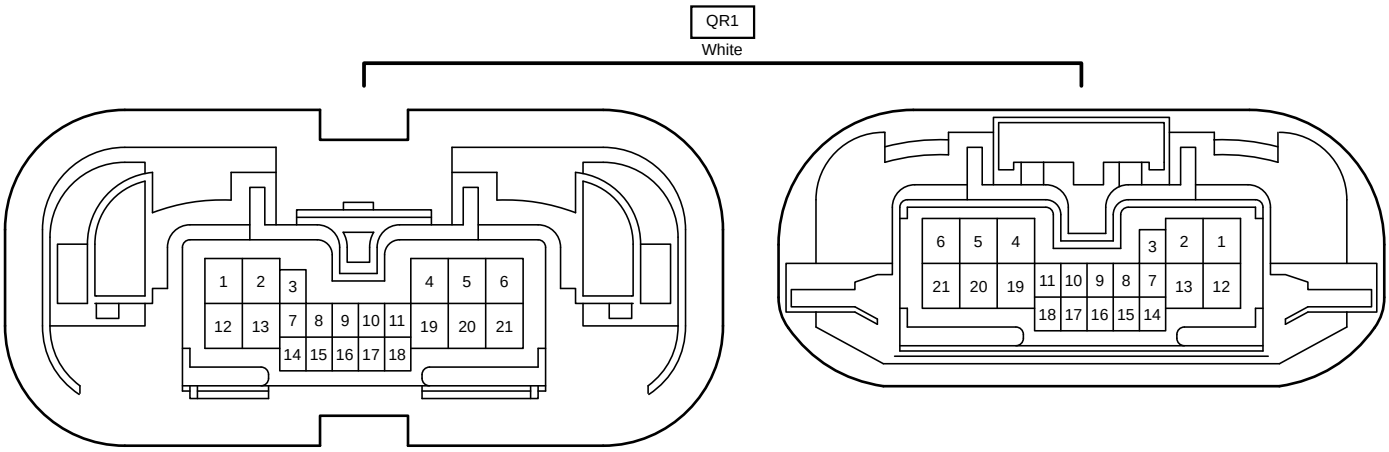
QR1
White
1 2 3 4 5 6
12 13 7 8 9 10 11 19 20 21
14 15 16 17 18
6 5 4 3 2 1
21 20 19 11 10 9 8 7 13 12
18 17 16 15 14