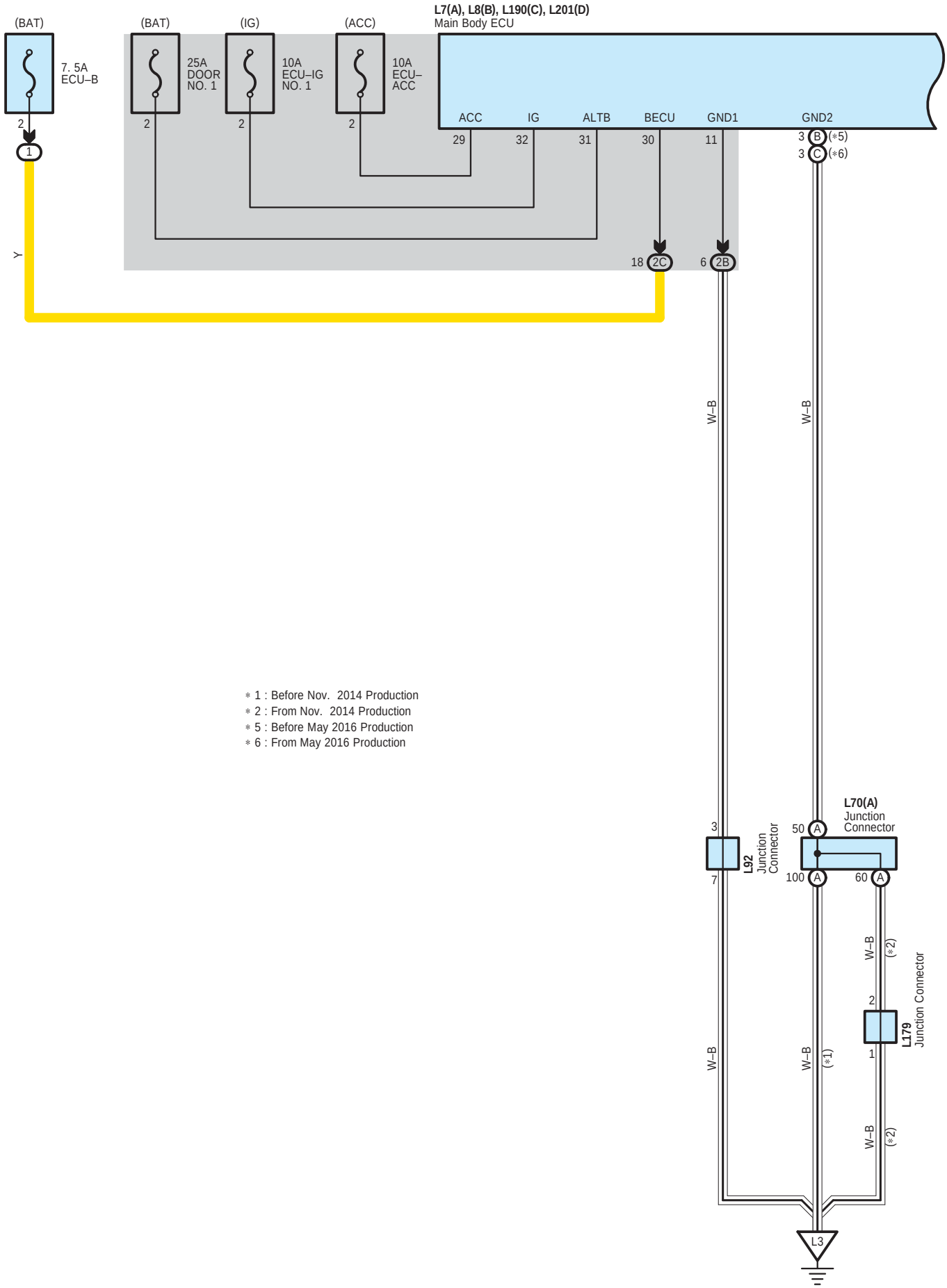
(BAT)
7. 5A
ECU–B
2
1
Y
(BAT)
25A
DOOR
NO. 1
2
(IG)
10A
ECU–IG
NO. 1
2
(ACC)
10A
ECU–
ACC
2
L7(A), L8(B), L190(C), L201(D)
Main Body ECU
ACC
IG
ALTB
BECU
GND1
GND2
29
32
31
30
11
3 B (*5)
3 C (*6)
18 2C
6 2B
W–B
W–B
∗ 1 : Before Nov. 2014 Production
∗ 2 : From Nov. 2014 Production
∗ 5 : Before May 2016 Production
∗ 6 : From May 2016 Production
3
7
L92
Junction
Connector
L70(A)
Junction
Connector
50 A
100 A
60 A
W–B
(*2)
2
L179
Junction Connector
1
W–B
W–B
(*1)
W–B
(*2)
L3

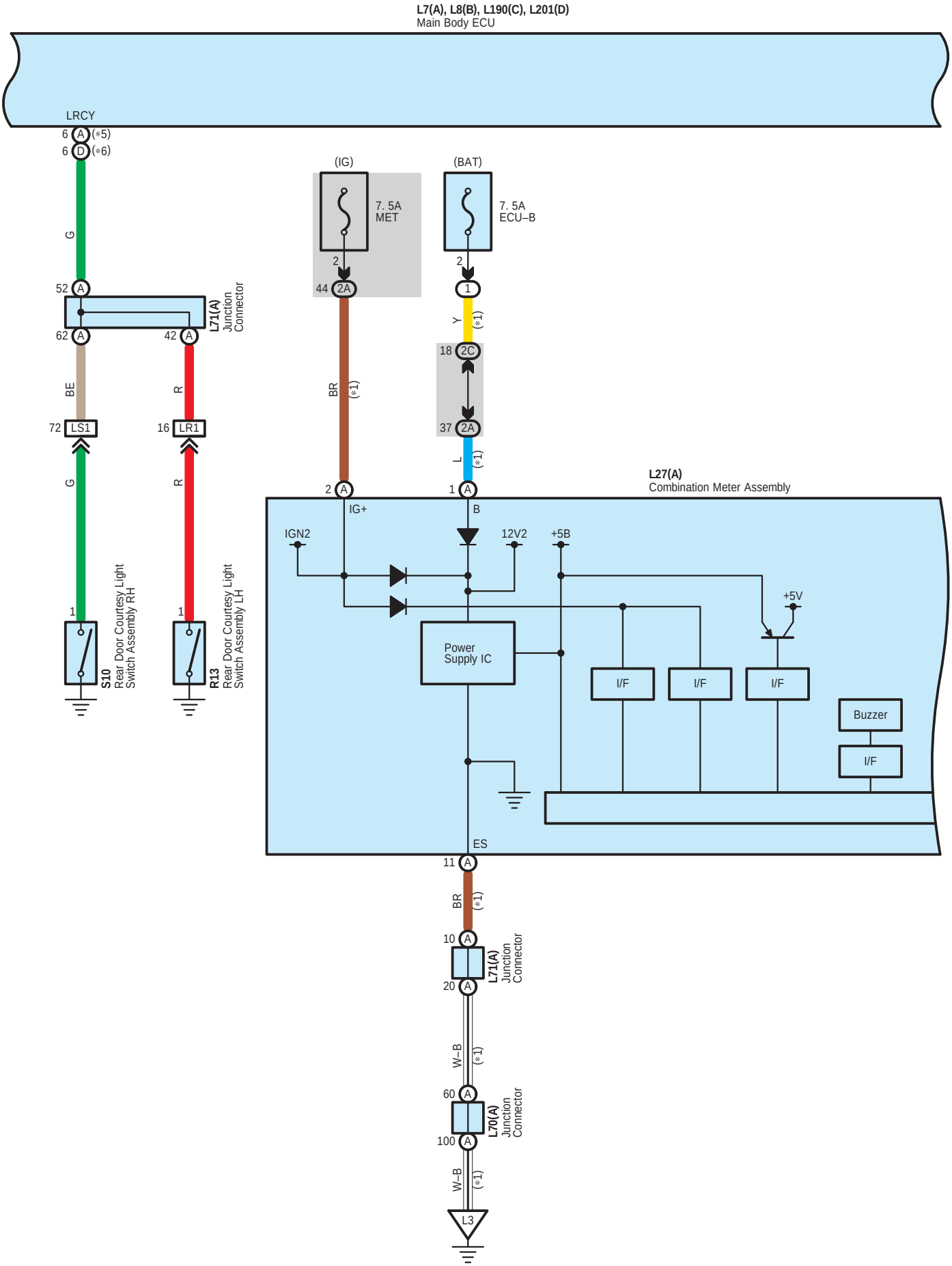
L7(A), L8(B), L190(C), L201(D)
Main Body ECU
LRCY
6 A (*5)
6 D (*6)
G
52 A
62 A
42 A
L71(A)
Junction
Connector
BE
R
72 LS1
16 LR1
G
R
1
1
S10
Rear Door Courtesy Light
Switch Assembly RH
R13
Rear Door Courtesy Light
Switch Assembly LH
(IG)
7. 5A
MET
2
44 2A
BR
(*1)
(BAT)
7. 5A
ECU–B
2
1
Y
(*1)
18 2C
37 2A
L
(*1)
2 A
1 A
L27(A)
Combination Meter Assembly
IG+
B
IGN2
12V2
+5B
+5V
Power
Supply IC
I/F
I/F
I/F
Buzzer
I/F
ES
11 A
BR
(*1)
10 A
20 A
L71(A)
Junction
Connector
W–B
(*1)
60 A
100 A
L70(A)
Junction
Connector
W–B
(*1)
L3

L7(A), L8(B), L190(C), L201(D)
Main Body ECU



L27(A)
Combination Meter Assembly

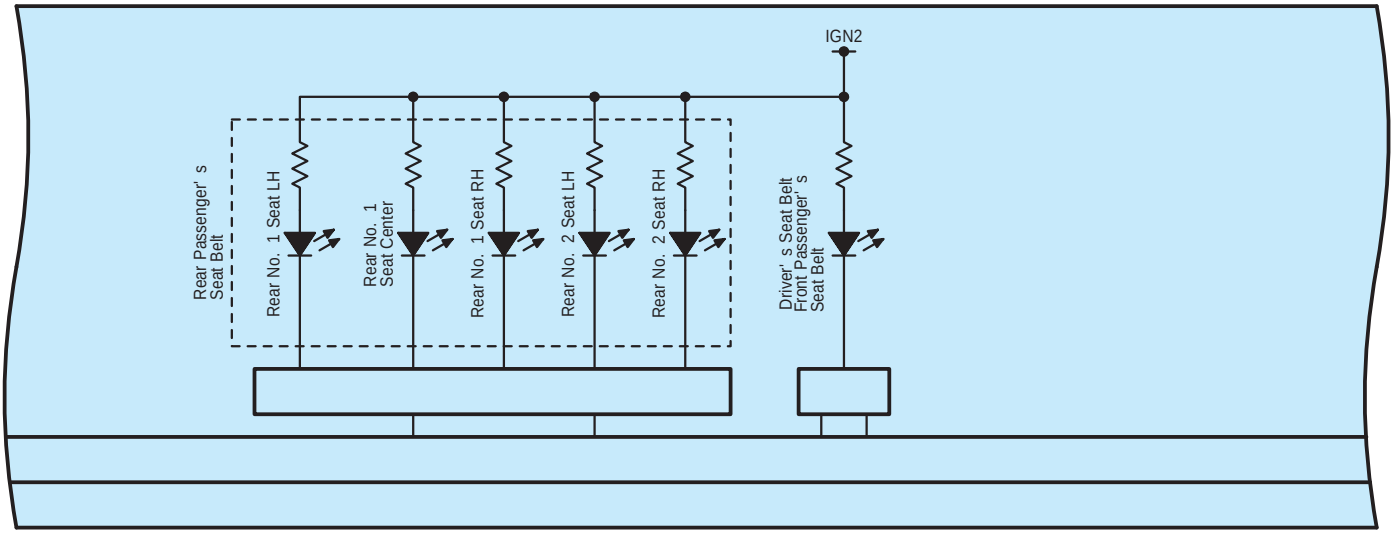

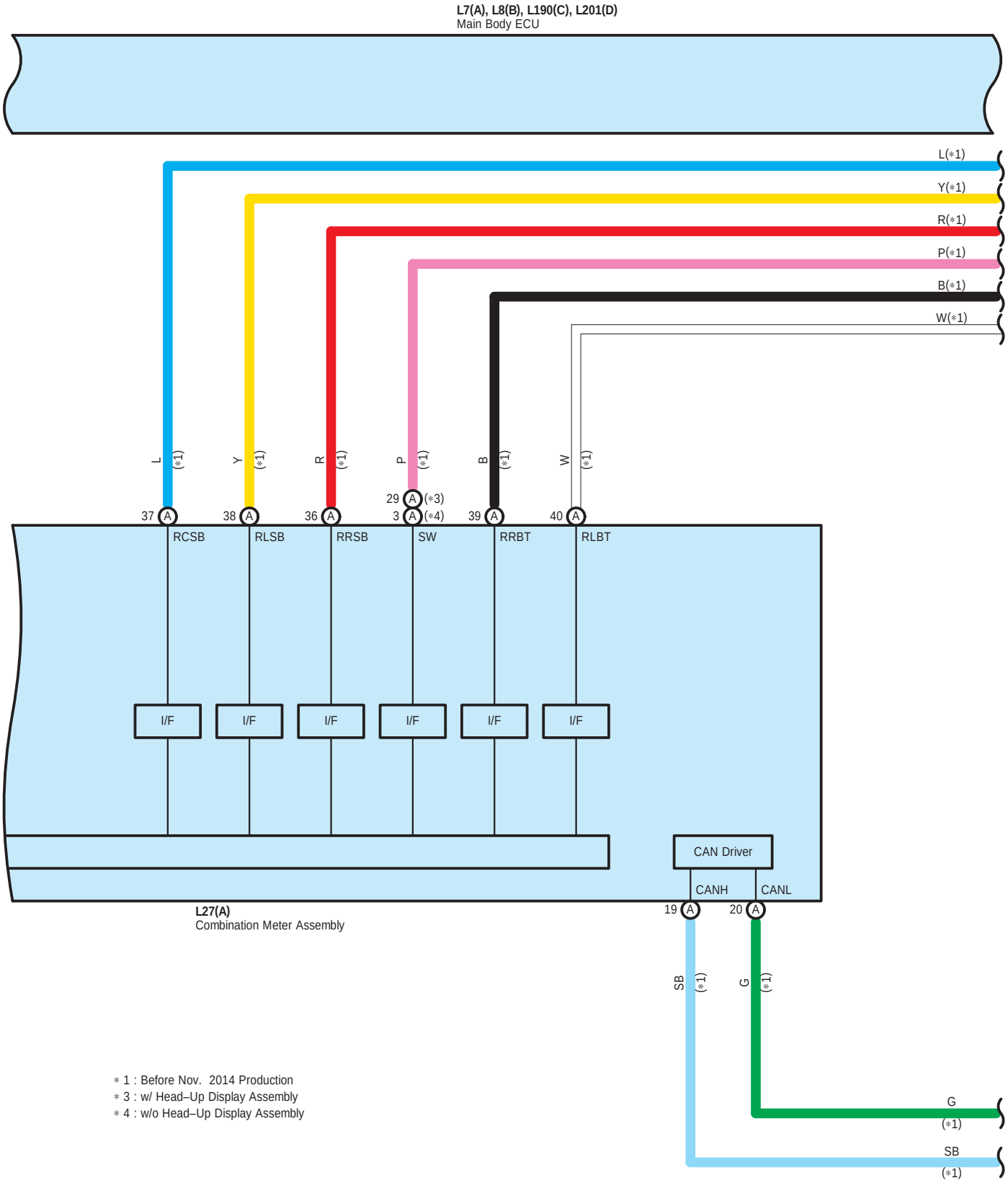

∗ 1 : Before Nov. 2014 Production
∗ 3 : w/ Head–Up Display Assembly
∗ 4 : w/o Head–Up Display Assembly

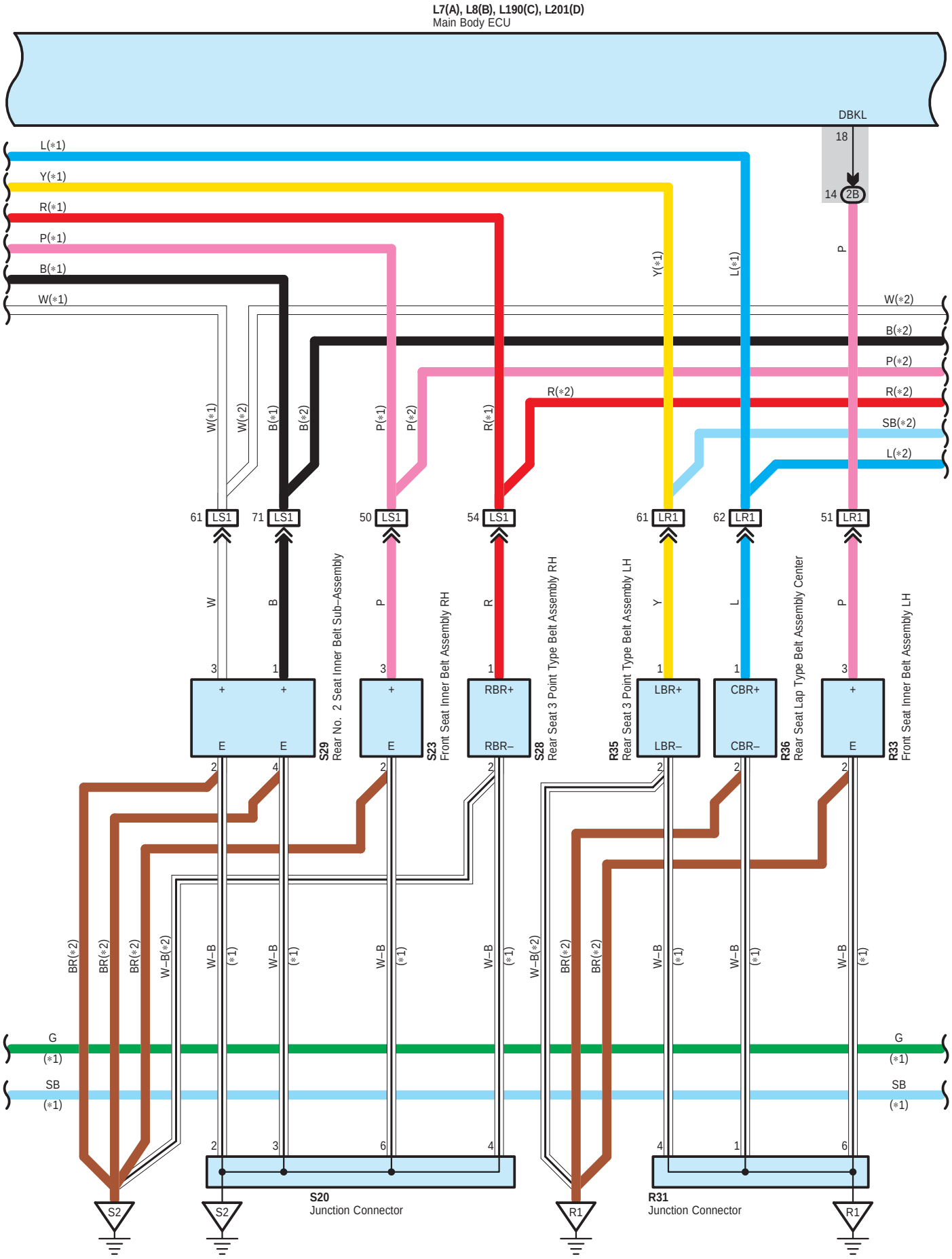
L7(A), L8(B), L190(C), L201(D)
Main Body ECU
DBKL
18
14 2B
L(*1)
Y(*1)
R(*1)
P(*1)
B(*1)
W(*1)
W(*2)
B(*2)
P(*2)
R(*2)
SB(*2)
L(*2)
61 LS1
71 LS1
50 LS1
54 LS1
61 LR1
62 LR1
51 LR1
S29
Rear No. 2 Seat Inner Belt Sub–Assembly
S23
Front Seat Inner Belt Assembly RH
S28
Rear Seat 3 Point Type Belt Assembly RH
R35
Rear Seat 3 Point Type Belt Assembly LH
R36
Rear Seat Lap Type Belt Assembly Center
R33
Front Seat Inner Belt Assembly LH
RBR+
RBR–
LBR+
LBR–
CBR+
CBR–
BR(*2)
W–B(*2)
W–B
(*1)
G
(*1)
SB
(*1)
S20
Junction Connector
R31
Junction Connector
S2
R1

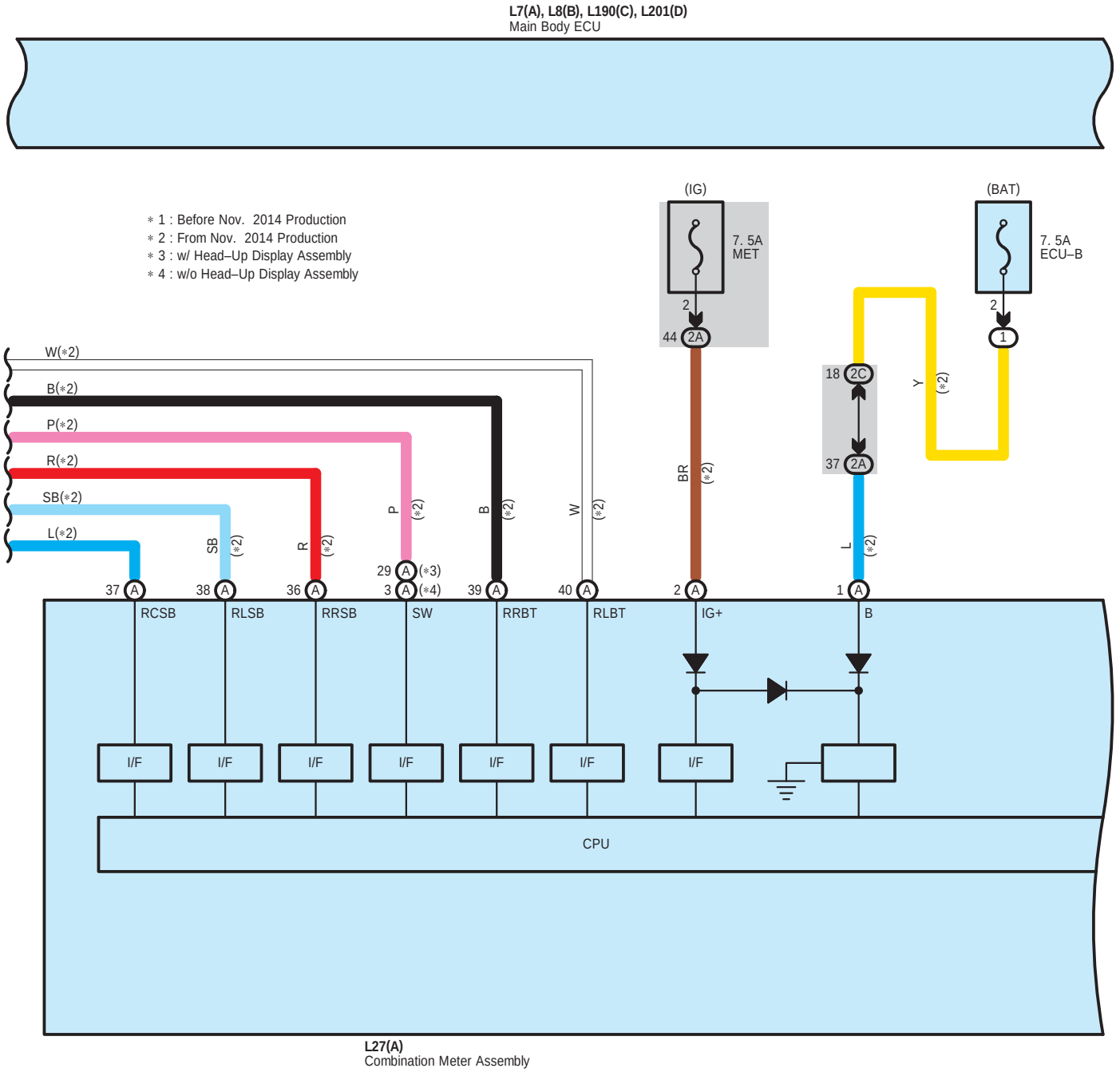
L7(A), L8(B), L190(C), L201(D)
Main Body ECU
∗ 1 : Before Nov. 2014 Production
∗ 2 : From Nov. 2014 Production
∗ 3 : w/ Head–Up Display Assembly
∗ 4 : w/o Head–Up Display Assembly
(IG)
7. 5A
MET
(BAT)
7. 5A
ECU–B
W(∗2)
B(∗2)
P(∗2)
R(∗2)
SB(∗2)
L(∗2)
37 A RCSB
38 A RLSB
36 A RRSB
29 A (∗3)
3 A (∗4)
SW
39 A RRBT
40 A RLBT
2 A IG+
1 A B
44 2A
18 2C
37 2A
I/F
CPU
L27(A)
Combination Meter Assembly

G
(∗1)
G
(∗1)
SB
(∗1)
SB
(∗1)

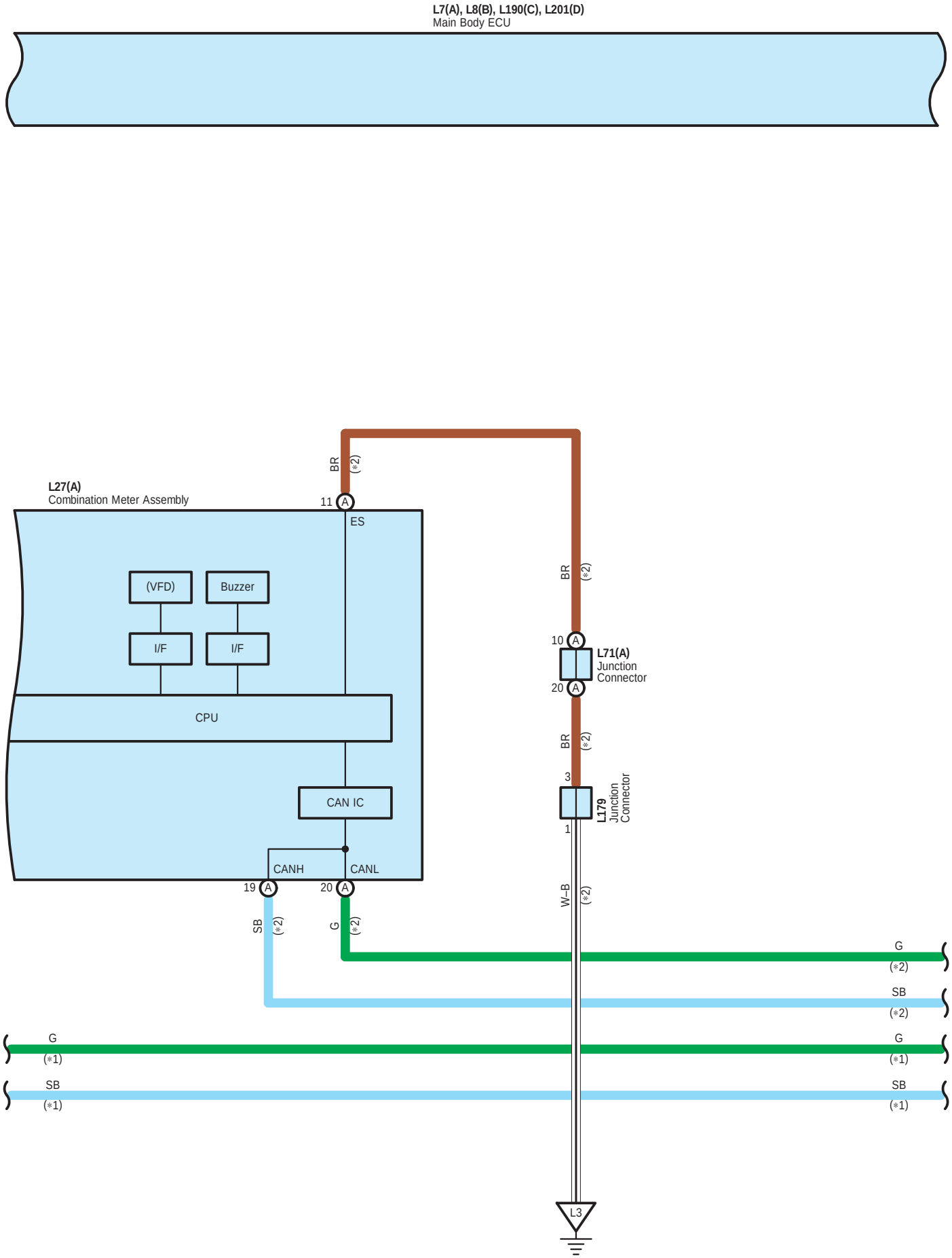
L7(A), L8(B), L190(C), L201(D)
Main Body ECU
L27(A)
Combination Meter Assembly
11
A
ES
BR
(*2)
(VFD)
Buzzer
I/F
I/F
CPU
CAN IC
CANH
CANL
19
A
20
A
SB
(*2)
G
(*2)
BR
(*2)
10
A
L71(A)
Junction
Connector
20
A
BR
(*2)
3
L179
Junction
Connector
1
W–B
(*2)
G
(*2)
SB
(*2)
G
(*1)
G
(*1)
SB
(*1)
SB
(*1)
L3

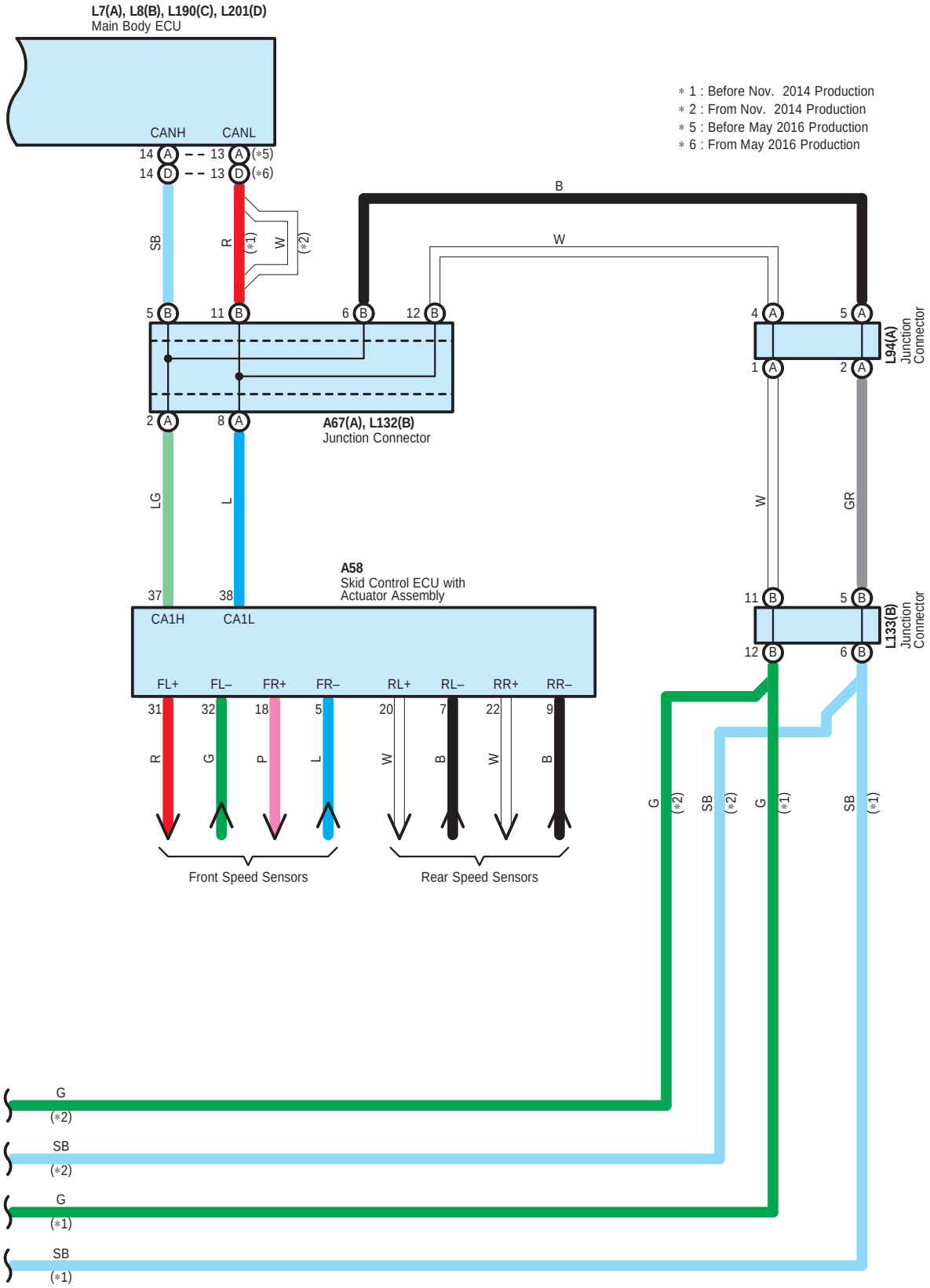
L7(A), L8(B), L190(C), L201(D)
Main Body ECU
CANH
CANL
14 A
13 A (*5)
14 D
13 D (*6)
SB
R
(*1)
W
(*2)
B
W
5 B
11 B
6 B
12 B
2 A
8 A
A67(A), L132(B)
Junction Connector
LG
L
37
38
CA1H
CA1L
A58
Skid Control ECU with
Actuator Assembly
FL+
FL–
FR+
FR–
RL+
RL–
RR+
RR–
31
32
18
5
20
7
22
9
R
G
P
L
W
B
W
B
Front Speed Sensors
Rear Speed Sensors
4 A
5 A
1 A
2 A
L94(A)
Junction
Connector
W
GR
11 B
5 B
12 B
6 B
L133(B)
Junction
Connector
G
(*2)
SB
(*2)
G
(*1)
SB
(*1)
G
(*2)
SB
(*2)
G
(*1)
SB
(*1)
* 1 : Before Nov. 2014 Production
* 2 : From Nov. 2014 Production
* 5 : Before May 2016 Production
* 6 : From May 2016 Production

A 58
Gray

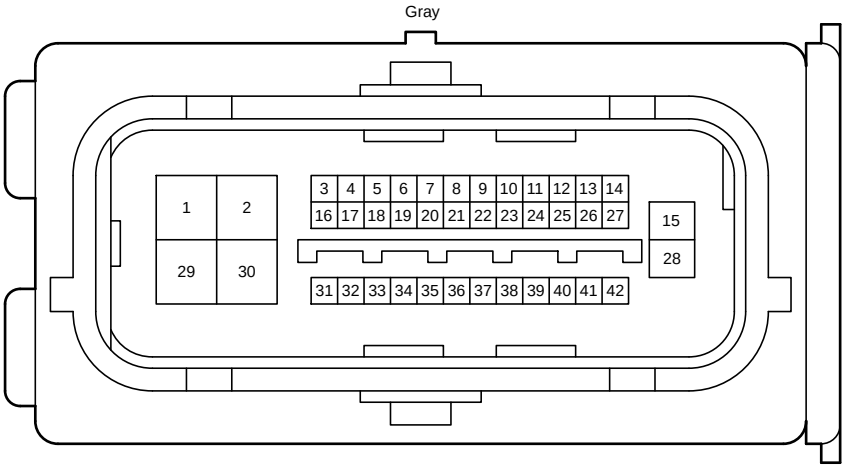

A 67
Blue

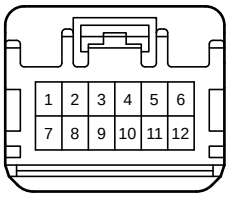

L 7
White

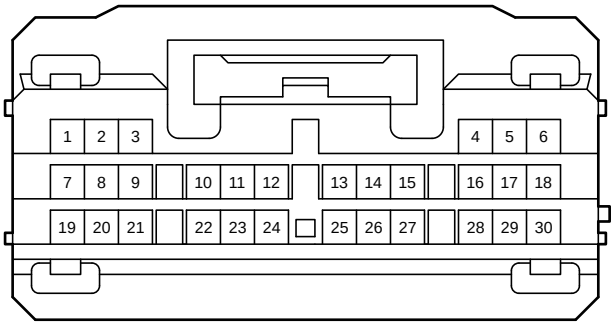

L 8
White

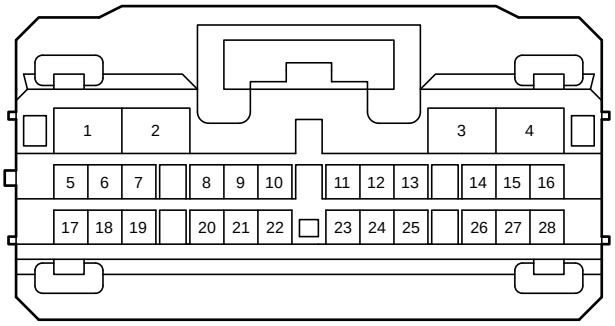

L 27
White

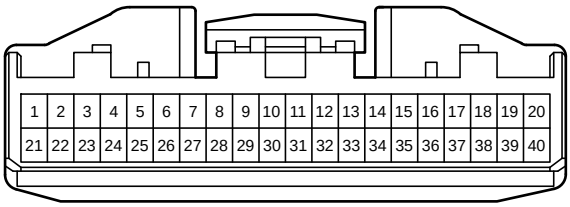

L 70
White

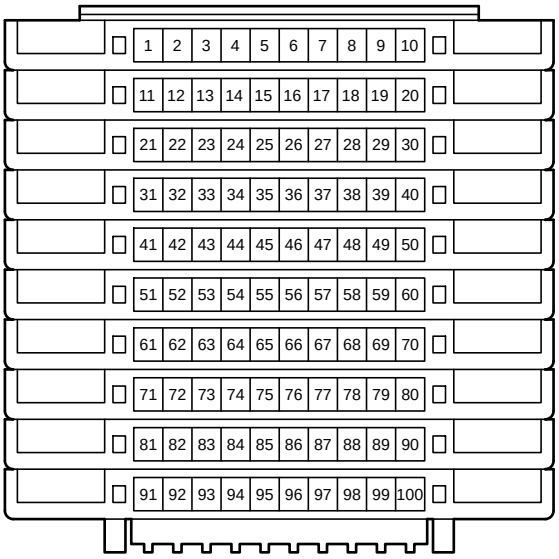

L 71
White

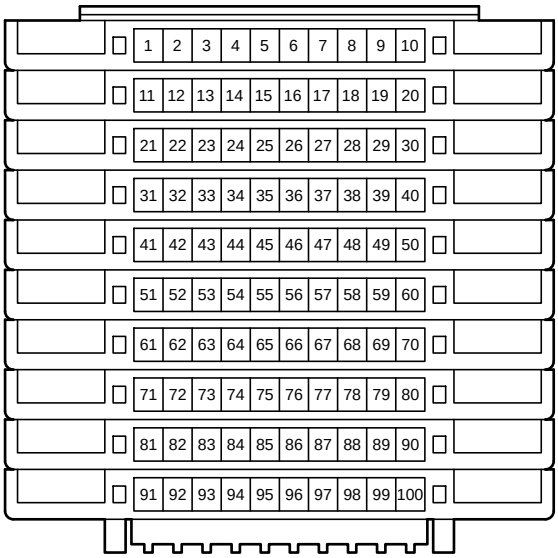

L 92
White

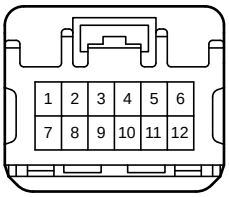

L 94
White

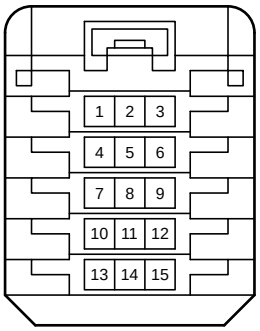

L132
Blue

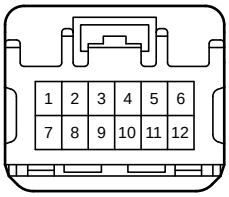

L133
Gray

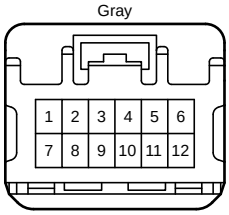

L179
Black

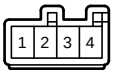

L190
White

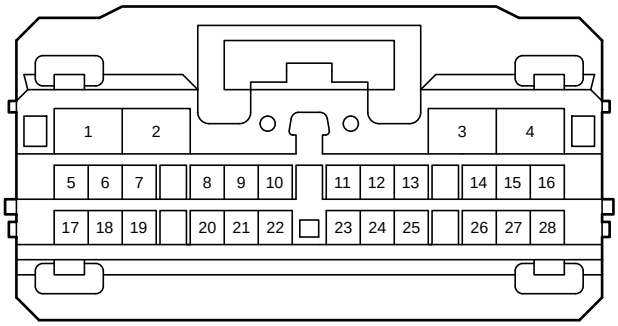

L201
White

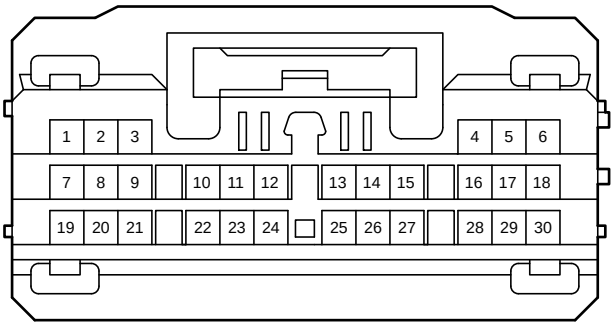

R 13
Black

R 31
White

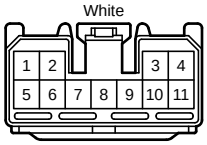

R 33
White

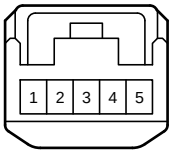

R 35
Black

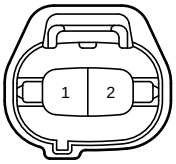

R 36
Gray

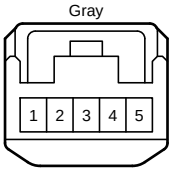

S 10
Black

S 20
White

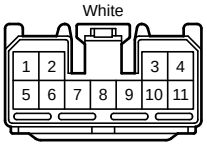

S 23
White

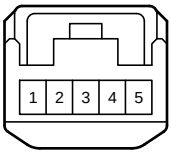

S 28
Black

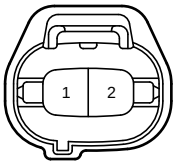

S 29
Gray

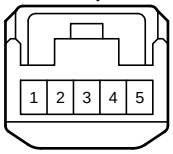

2A
White

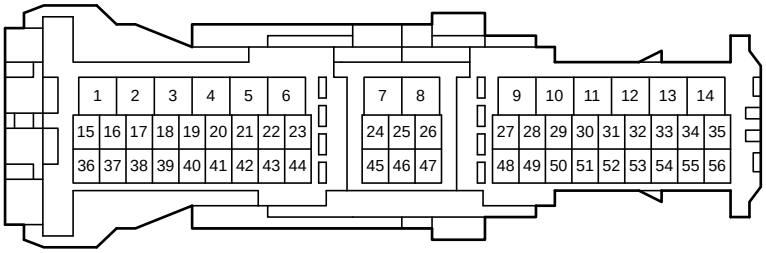

2B
White

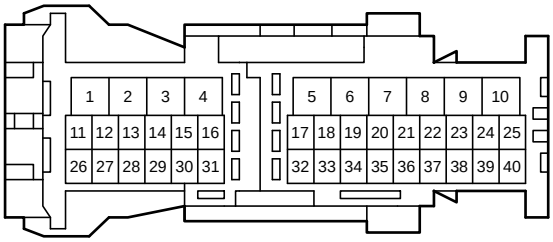

2C
White

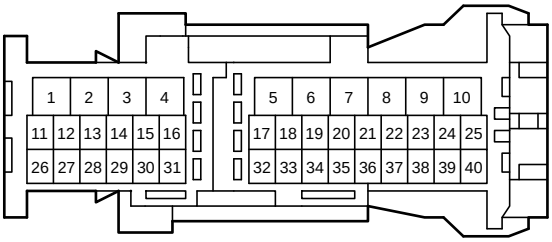

LR1
White

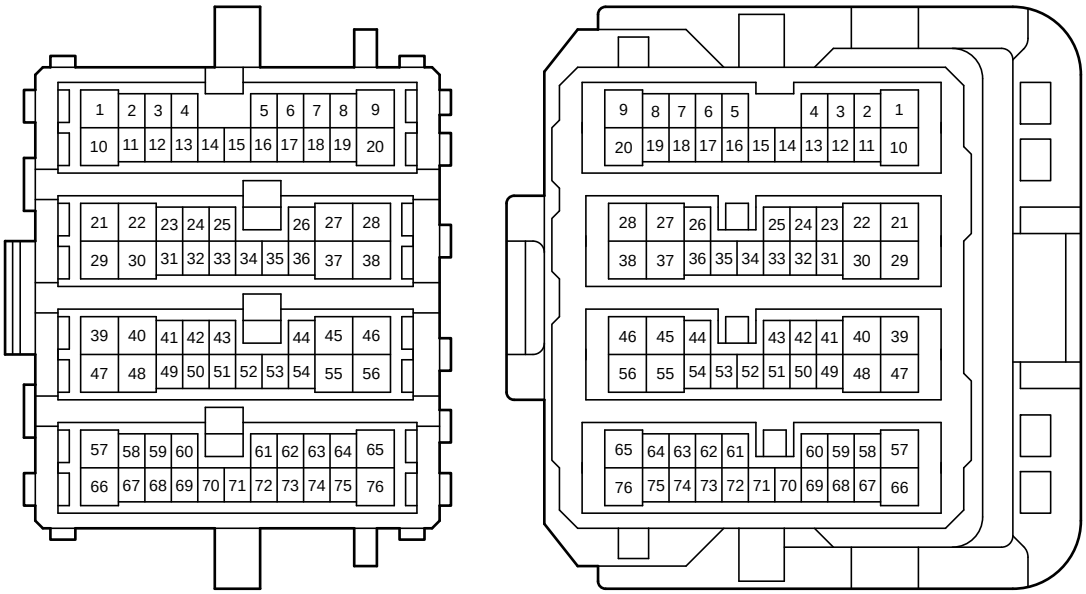

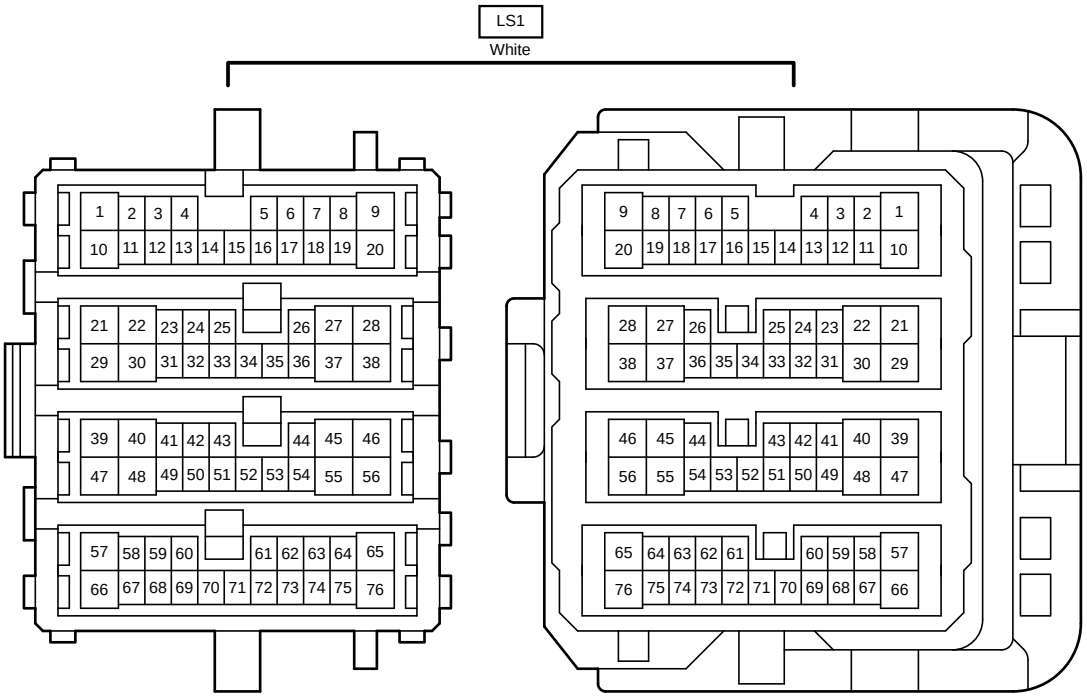
LS1
White
1 2 3 4 5 6 7 8 9
10 11 12 13 14 15 16 17 18 19 20
21 22 23 24 25 26 27 28
29 30 31 32 33 34 35 36 37 38
39 40 41 42 43 44 45 46
47 48 49 50 51 52 53 54 55 56
57 58 59 60 61 62 63 64 65
66 67 68 69 70 71 72 73 74 75 76
9 8 7 6 5 4 3 2 1
20 19 18 17 16 15 14 13 12 11 10
28 27 26 25 24 23 22 21
38 37 36 35 34 33 32 31 30 29
46 45 44 43 42 41 40 39
56 55 54 53 52 51 50 49 48 47
65 64 63 62 61 60 59 58 57
76 75 74 73 72 71 70 69 68 67 66