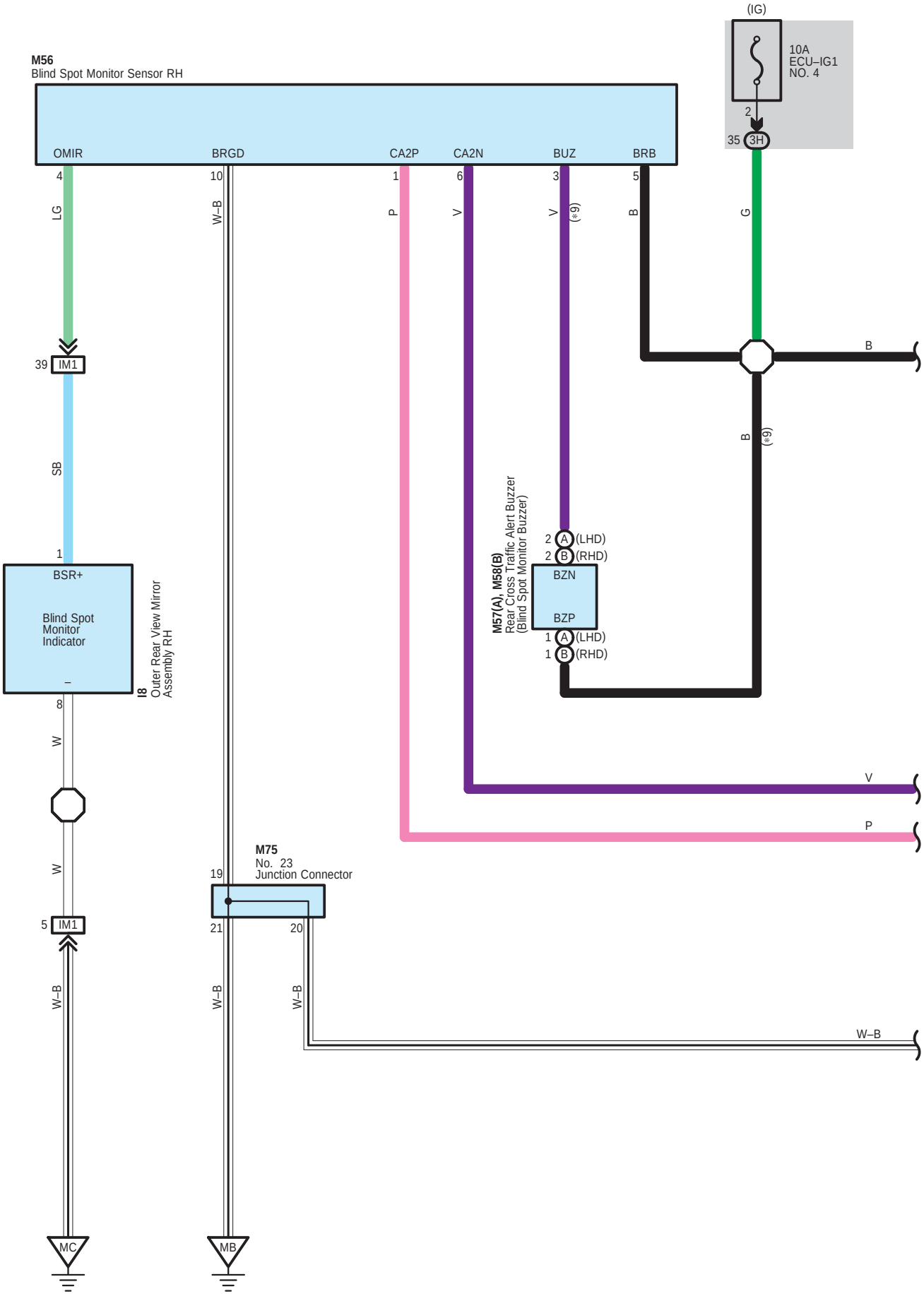
(IG)
10A
ECU–IG1
NO. 4
2
35 3H
M56
Blind Spot Monitor Sensor RH
OMIR
BRGD
CA2P
CA2N
BUZ
BRB
4
10
1
6
3
5
LG
W–B
P
V
V
(*9)
B
G
B
39 IM1
SB
1
BSR+
Blind Spot
Monitor
Indicator
–
I8
Outer Rear View Mirror
Assembly RH
8
W
W
5 IM1
W–B
M57(A), M58(B)
Rear Cross Traffic Alert Buzzer
(Blind Spot Monitor Buzzer)
2 A (LHD)
2 B (RHD)
BZN
BZP
1 A (LHD)
1 B (RHD)
B
(*9)
V
P
M75
No. 23
Junction Connector
19
21
20
W–B
W–B
W–B
MC
MB

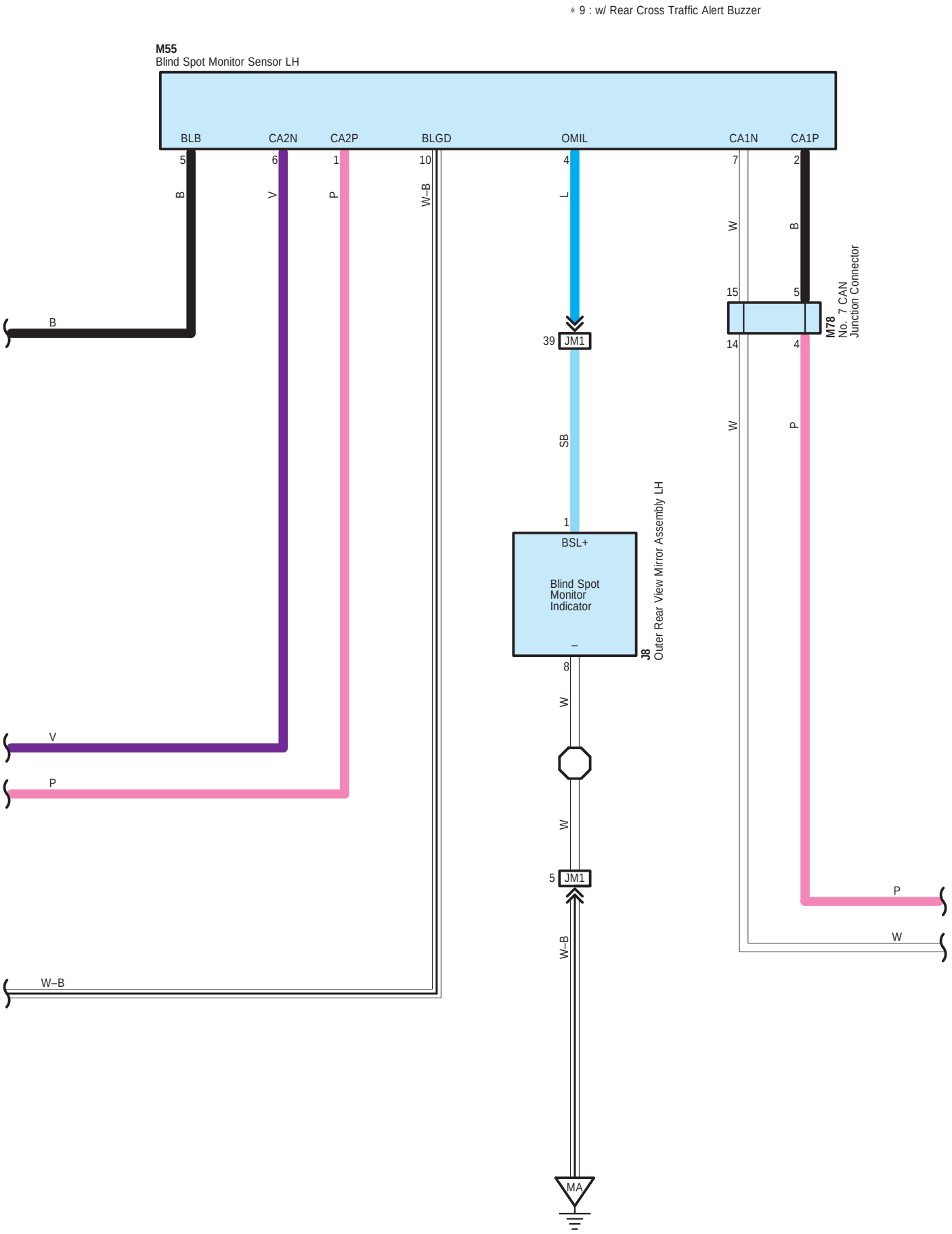
* 9 : w/ Rear Cross Traffic Alert Buzzer
M55
Blind Spot Monitor Sensor LH
BLB
CA2N
CA2P
BLGD
OMIL
CA1N
CA1P
5
6
1
10
4
7
2
B
V
P
W–B
L
W
B
15
5
M78
No. 7 CAN
Junction Connector
14
4
39
JM1
SB
W
P
1
BSL+
Blind Spot
Monitor
Indicator
–
J8
Outer Rear View Mirror Assembly LH
8
W
W
5
JM1
W–B
MA
B
V
P
W–B
P
W

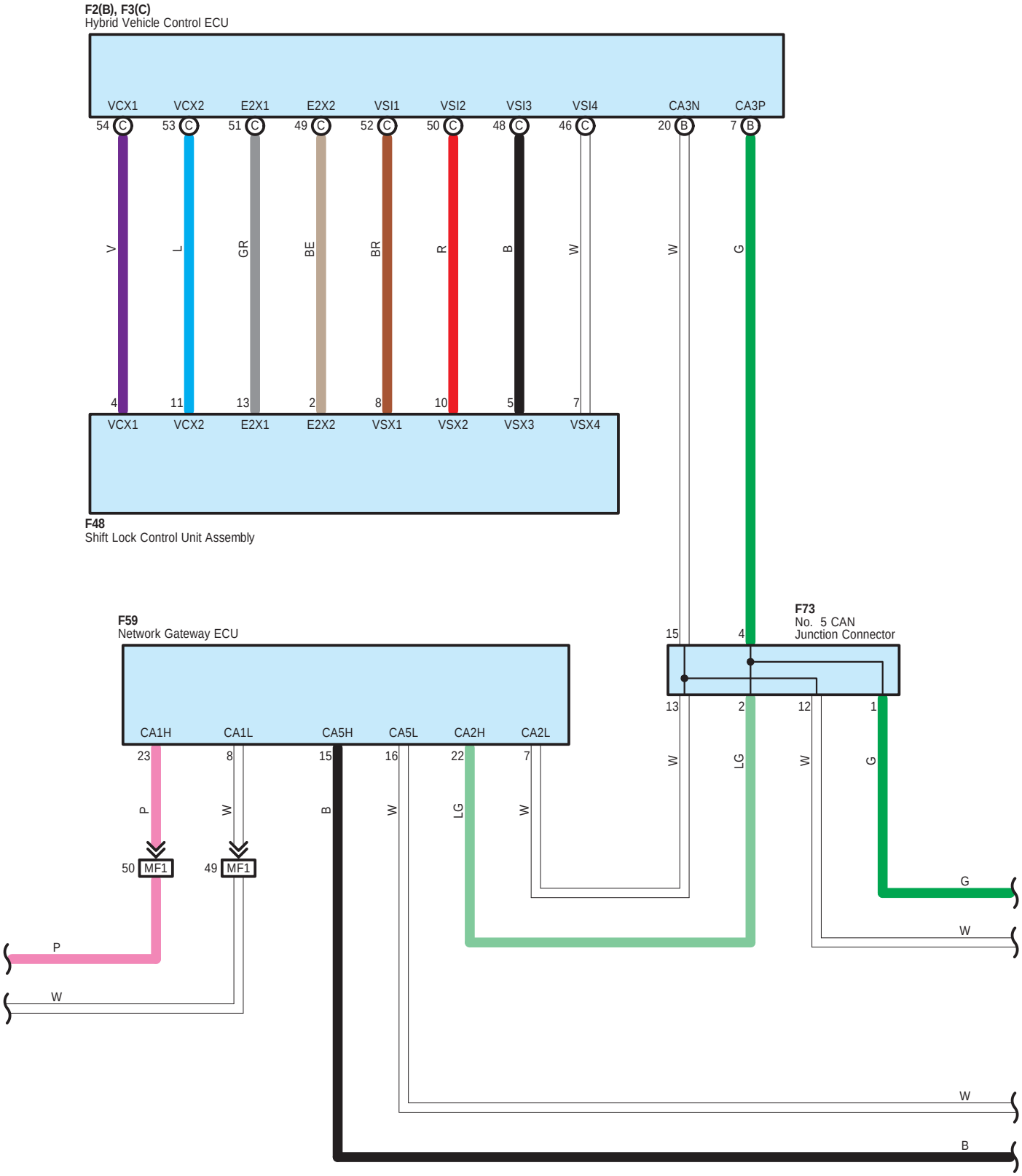
F2(B), F3(C)
Hybrid Vehicle Control ECU
VCX1
VCX2
E2X1
E2X2
VSI1
VSI2
VSI3
VSI4
CA3N
CA3P
54 C
53 C
51 C
49 C
52 C
50 C
48 C
46 C
20 B
7 B
V
L
GR
BE
BR
R
B
W
W
G
4
11
13
2
8
10
5
7
VCX1
VCX2
E2X1
E2X2
VSX1
VSX2
VSX3
VSX4
F48
Shift Lock Control Unit Assembly
F59
Network Gateway ECU
CA1H
CA1L
CA5H
CA5L
CA2H
CA2L
23
8
15
16
22
7
P
W
B
W
LG
W
50 MF1
49 MF1
P
W
F73
No. 5 CAN
Junction Connector
15
4
13
2
12
1
W
LG
W
G
G
W
W
B

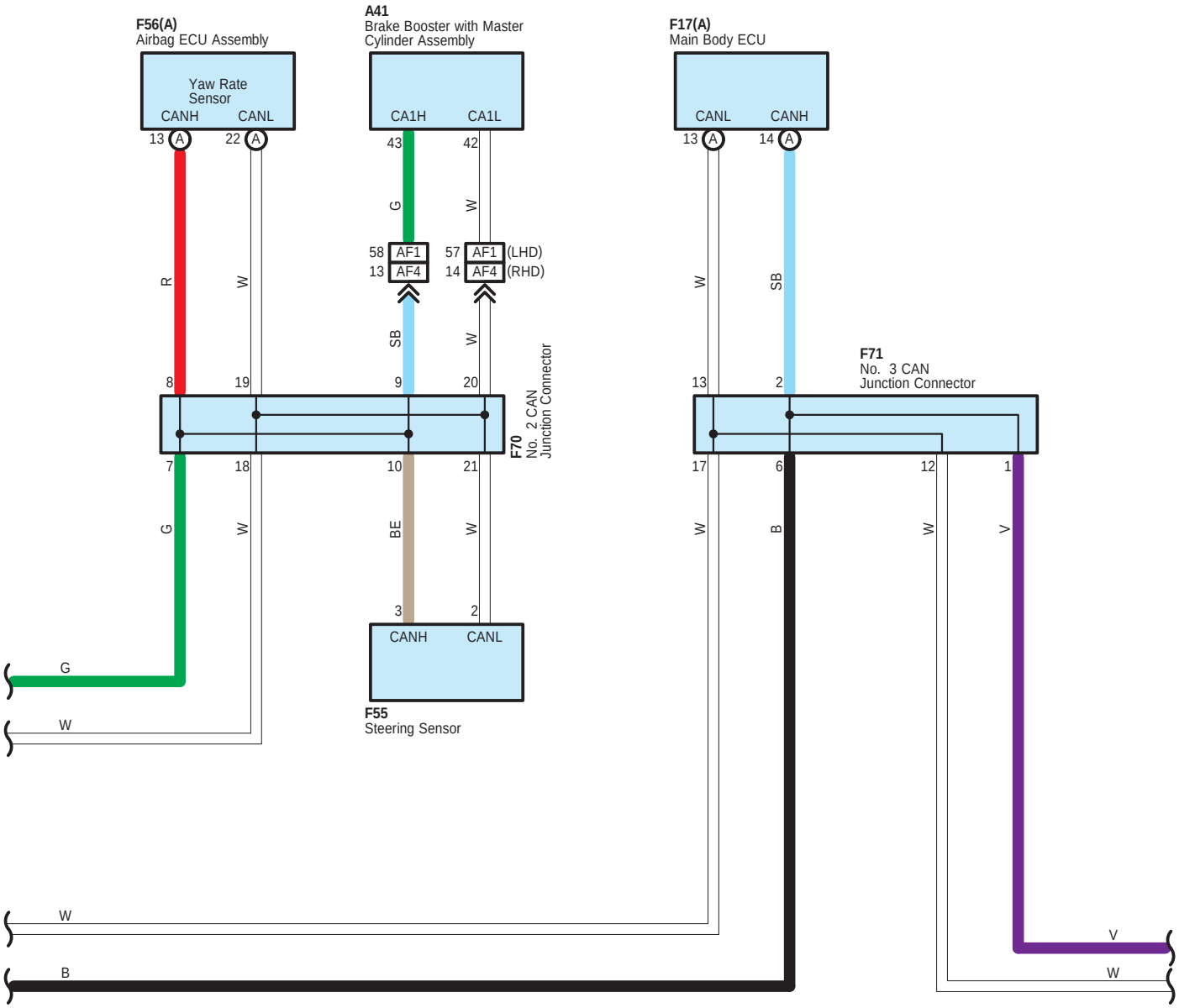
F56(A)
Airbag ECU Assembly
Yaw Rate Sensor
CANH
CANL
13 A
22 A
A41
Brake Booster with Master Cylinder Assembly
CA1H
CA1L
43
42
G
W
58 AF1
13 AF4
57 AF1 (LHD)
14 AF4 (RHD)
SB
W
F17(A)
Main Body ECU
CANL
CANH
13 A
14 A
W
SB
R
W
8
19
9
20
F70
No. 2 CAN Junction Connector
7
18
10
21
G
W
BE
W
3
2
CANH
CANL
F55
Steering Sensor
F71
No. 3 CAN Junction Connector
13
2
17
6
12
1
W
B
W
V
G
W
W
B
V
W

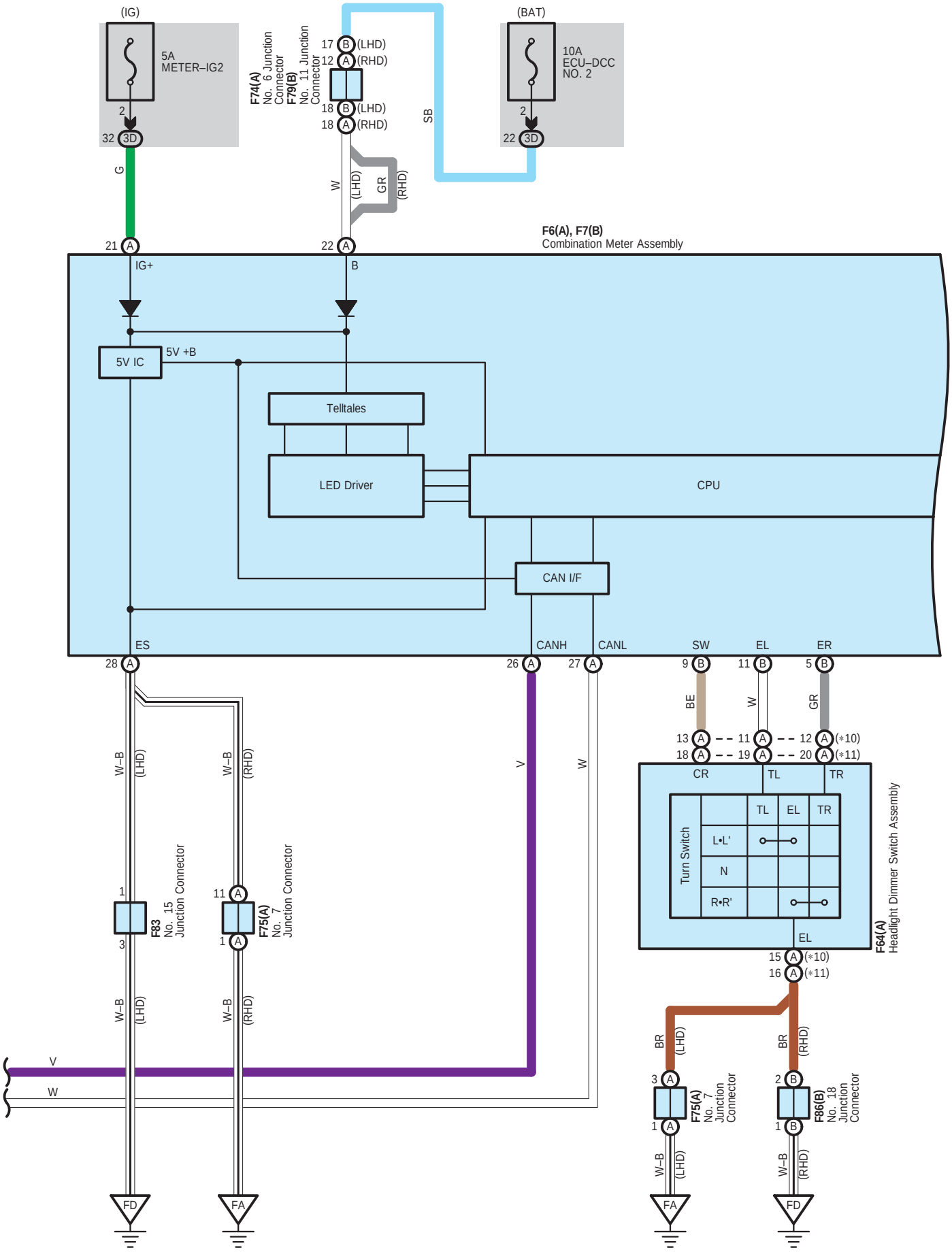
(IG)
5A
METER–IG2
2
32 3D
G
F74(A)
No. 6 Junction
Connector
F79(B)
No. 11 Junction
Connector
17 B (LHD)
12 A (RHD)
18 B (LHD)
18 A (RHD)
W
(LHD)
GR
(RHD)
SB
(BAT)
10A
ECU–DCC
NO. 2
2
22 3D
F6(A), F7(B)
Combination Meter Assembly
21 A
IG+
22 A
B
5V IC
5V +B
Telltales
LED Driver
CPU
CAN I/F
ES
CANH
CANL
SW
EL
ER
28 A
26 A
27 A
9 B
11 B
5 B
BE
W
GR
13 A
11 A
12 A (*10)
18 A
19 A
20 A (*11)
CR
TL
TR
Turn Switch
TL
EL
TR
L•L'
N
R•R'
EL
F64(A)
Headlight Dimmer Switch Assembly
15 A (*10)
16 A (*11)
W–B
(LHD)
W–B
(RHD)
V
W
1
3
F83
No. 15
Junction Connector
11 A
1 A
F75(A)
No. 7
Junction Connector
W–B
(LHD)
W–B
(RHD)
V
W
BR
(LHD)
BR
(RHD)
3 A
1 A
F75(A)
No. 7
Junction
Connector
2 B
1 B
F86(B)
No. 18
Junction
Connector
W–B
(LHD)
W–B
(RHD)
FD
FA
FA
FD

∗ 1 : w/ Navigation System
∗ 2 : w/o Navigation System
∗ 5 : w/ Audio System
∗ 6 : w/o Audio System
∗10 : LHD, RHD U. K.
∗11 : RHD Except U. K.

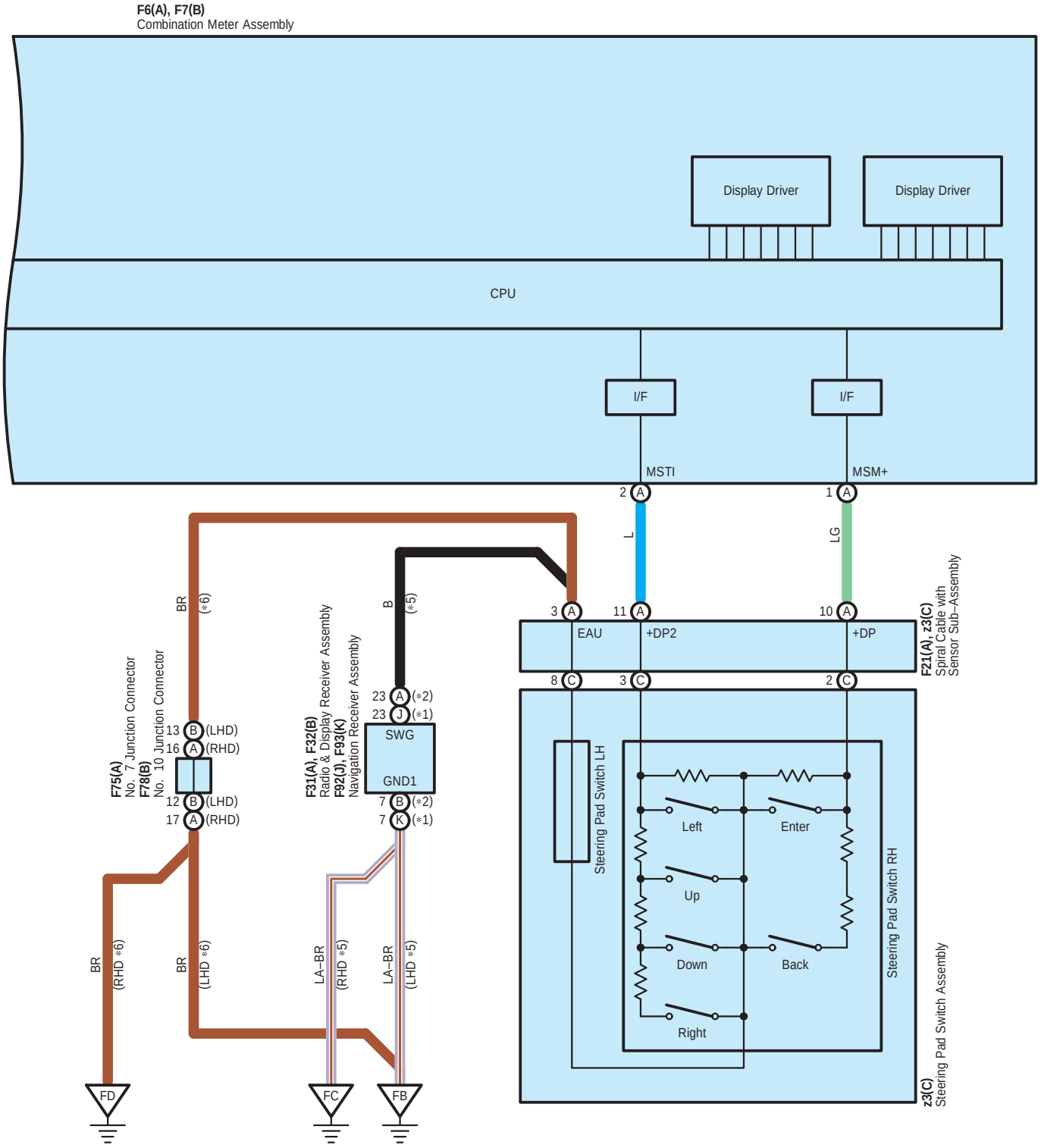

A41
Black

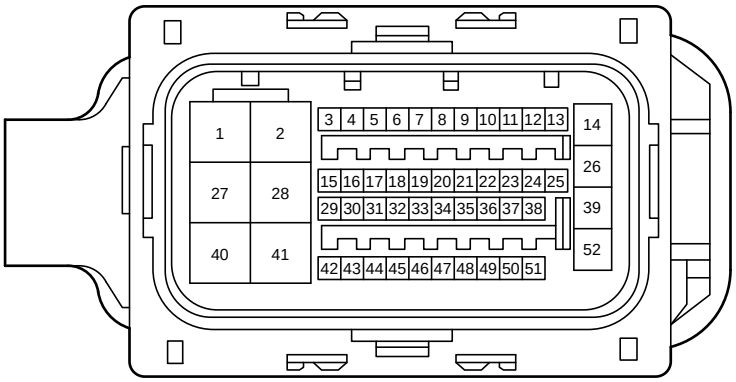

90980-12B87

F2
Gray

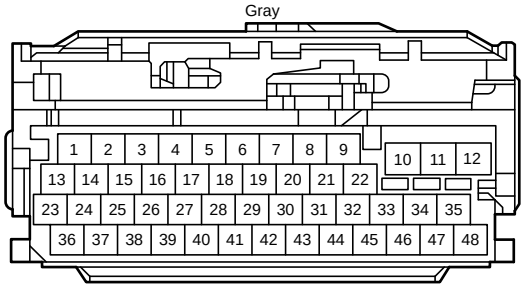

90980-12C23

F3
Black

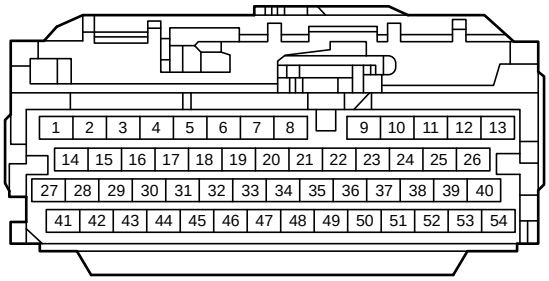

90980-12B96

F6
Black

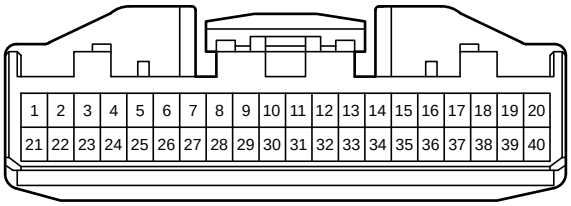

90980-12557

F7
Black

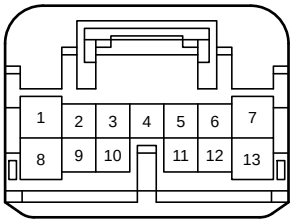

90980-12767

F17
White

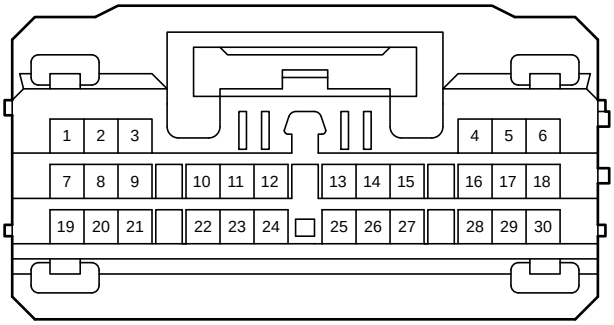

90980-12909

F21
Black

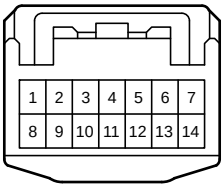

90980-12370

F31
White

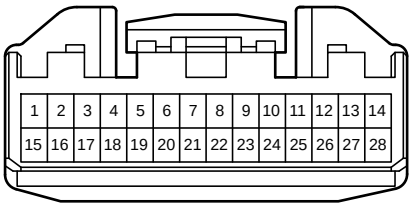

90980-12555

F32
White

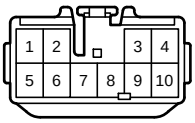

90980-10997

F48
White

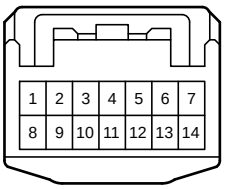

90980-12370

F55
Blue

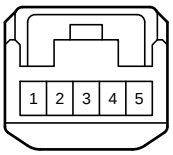

90980-12366

F56
Yellow

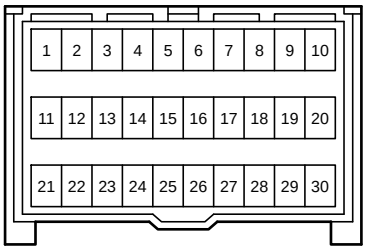

90980-12391

F59
Black

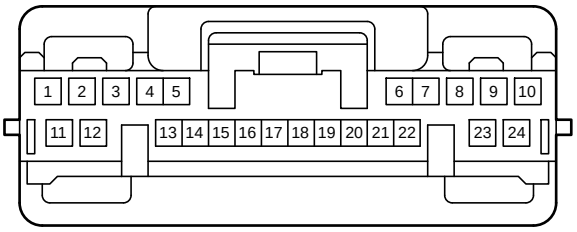

90980-12912

F64
White

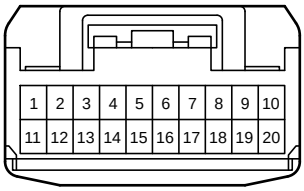

90980-12460

F70
Black

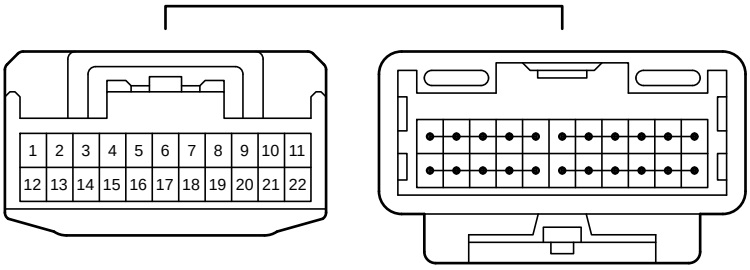

90980-12372

F71
Gray

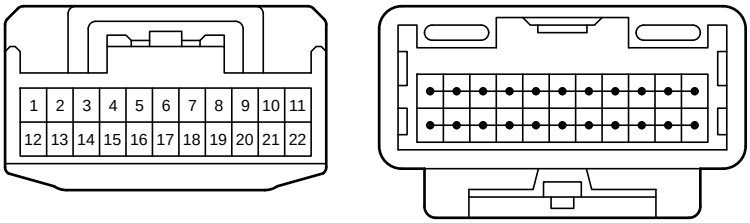

90980-12372

F73
Gray

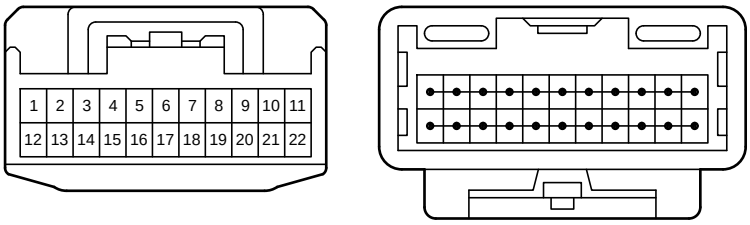

90980-12372

F74
Gray

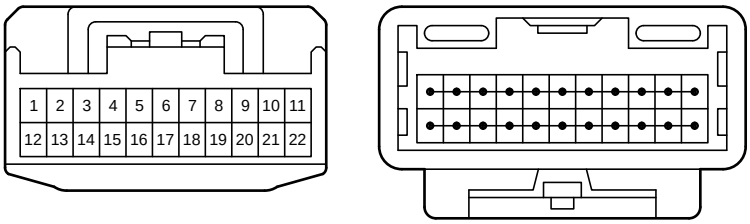

90980-12372
(RHD)

F74
White

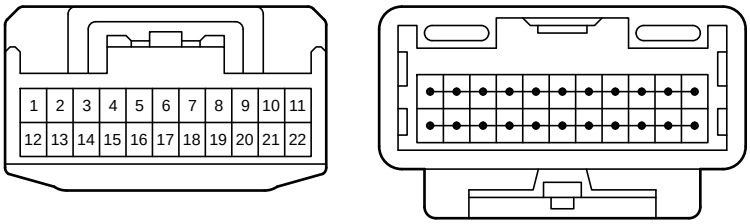

90980-12372
(LHD)

F75
Gray

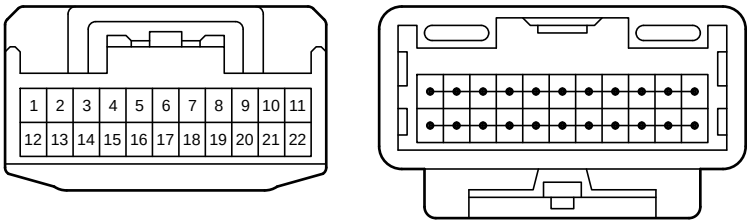

90980-12372

F78
Gray

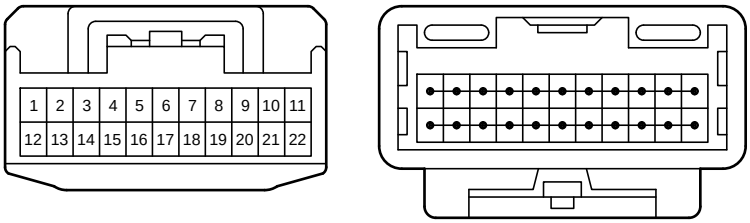

90980-12372

F79
White

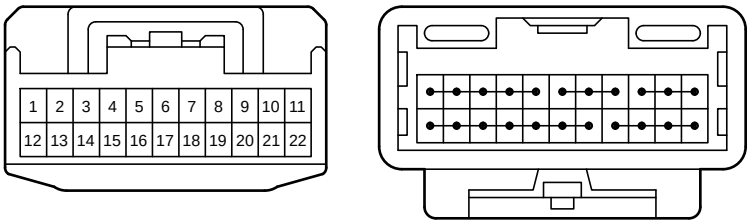

90980-12372

F83
Gray

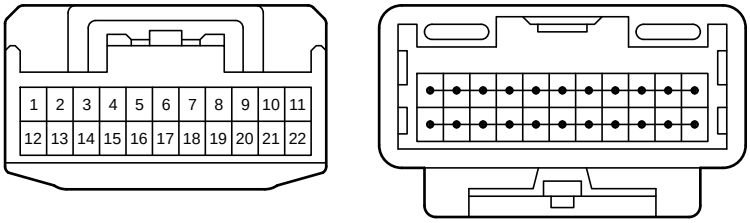

90980-12372

F86
Blue

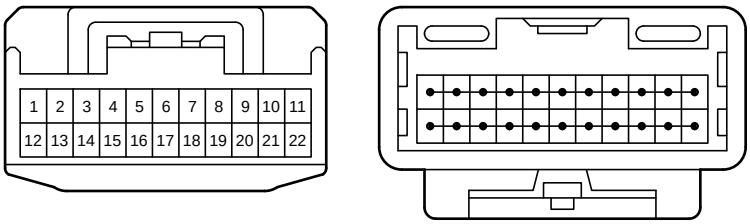

90980-12372

F92
White

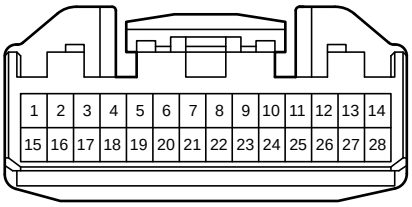

90980-12555

F93
White

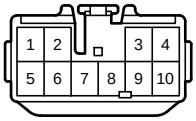

90980-10997

I8
White

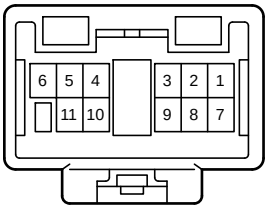

90980-12610

J8
White

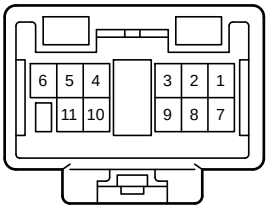

90980-12610

M55
Black

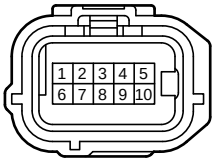

90980-12380

M56
Black

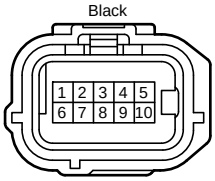

90980-12380

M57
Black

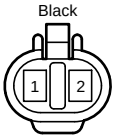

90980-11142

M58
Black

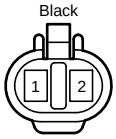

90980-11142

M75
Black

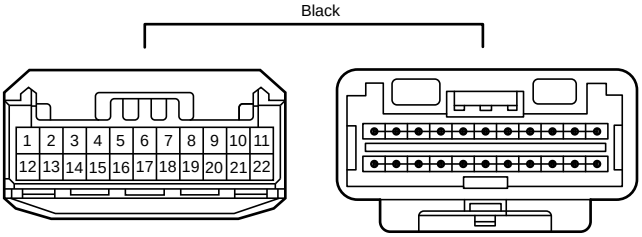

90980-12B54

M78
White

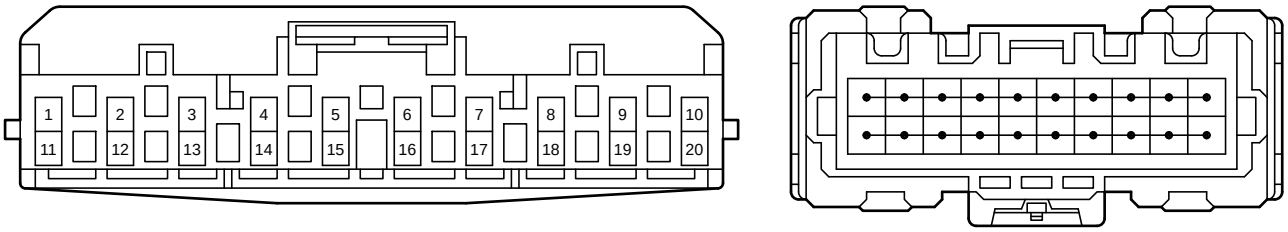

90980-12A58

z3
White

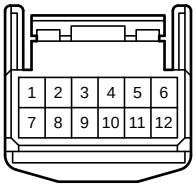

90980-12559

3D
White

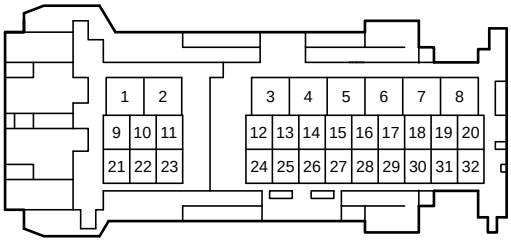

90980-12A48

3H
White

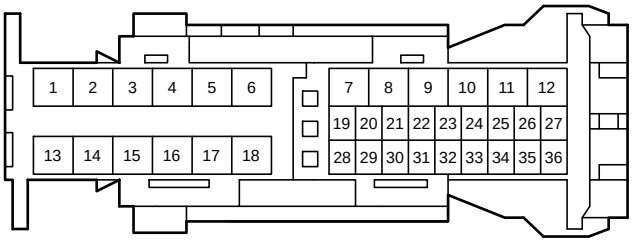

90980-12944

AF1
Gray

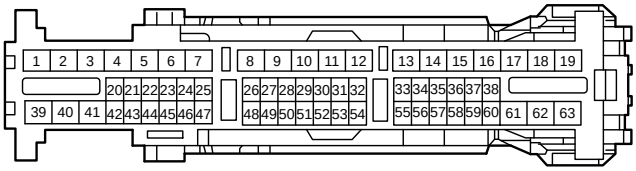

90980-12B20

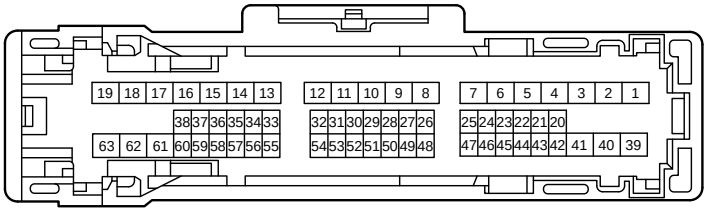

90980-12B19

AF4
Gray

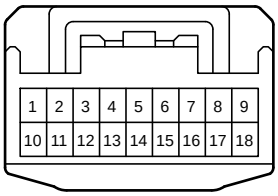

90980-12412

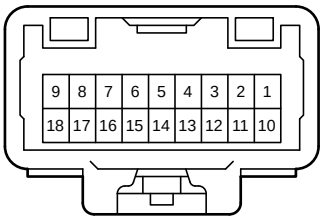

90980-12411

IM1
White

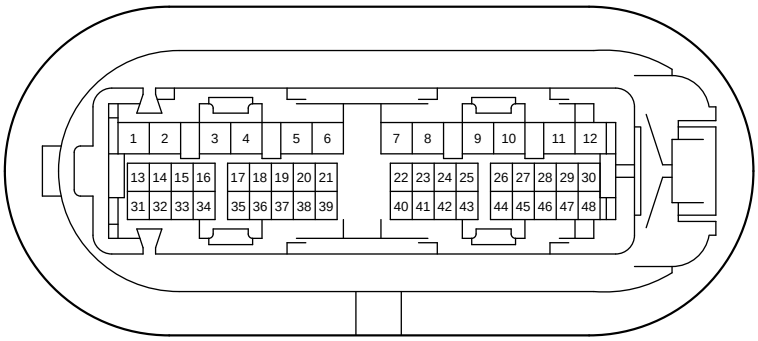

90980-12A09

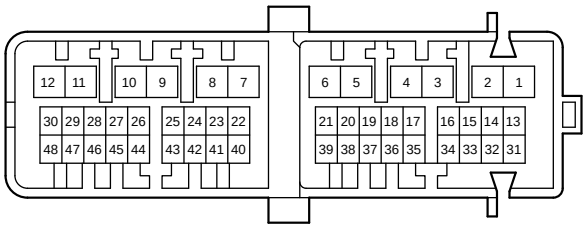

90980-12A06

JM1
White

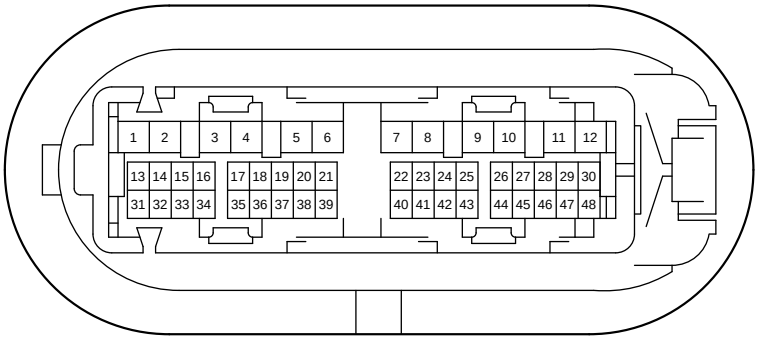

90980-12A09

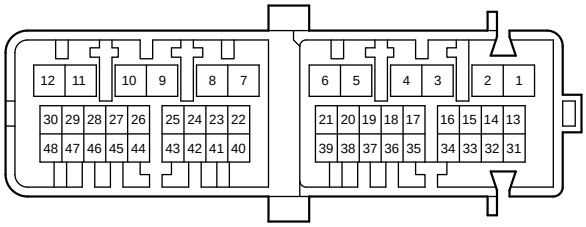

90980-12A06

MF1
White

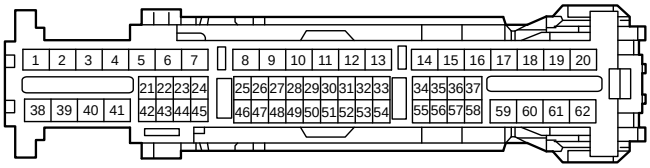

90980-12B22

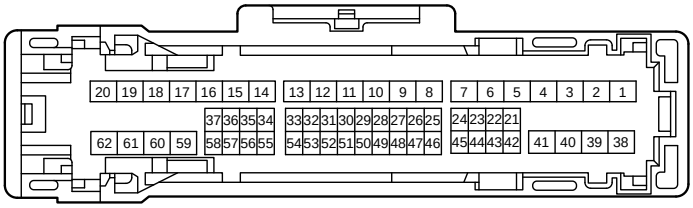

90980-12B21