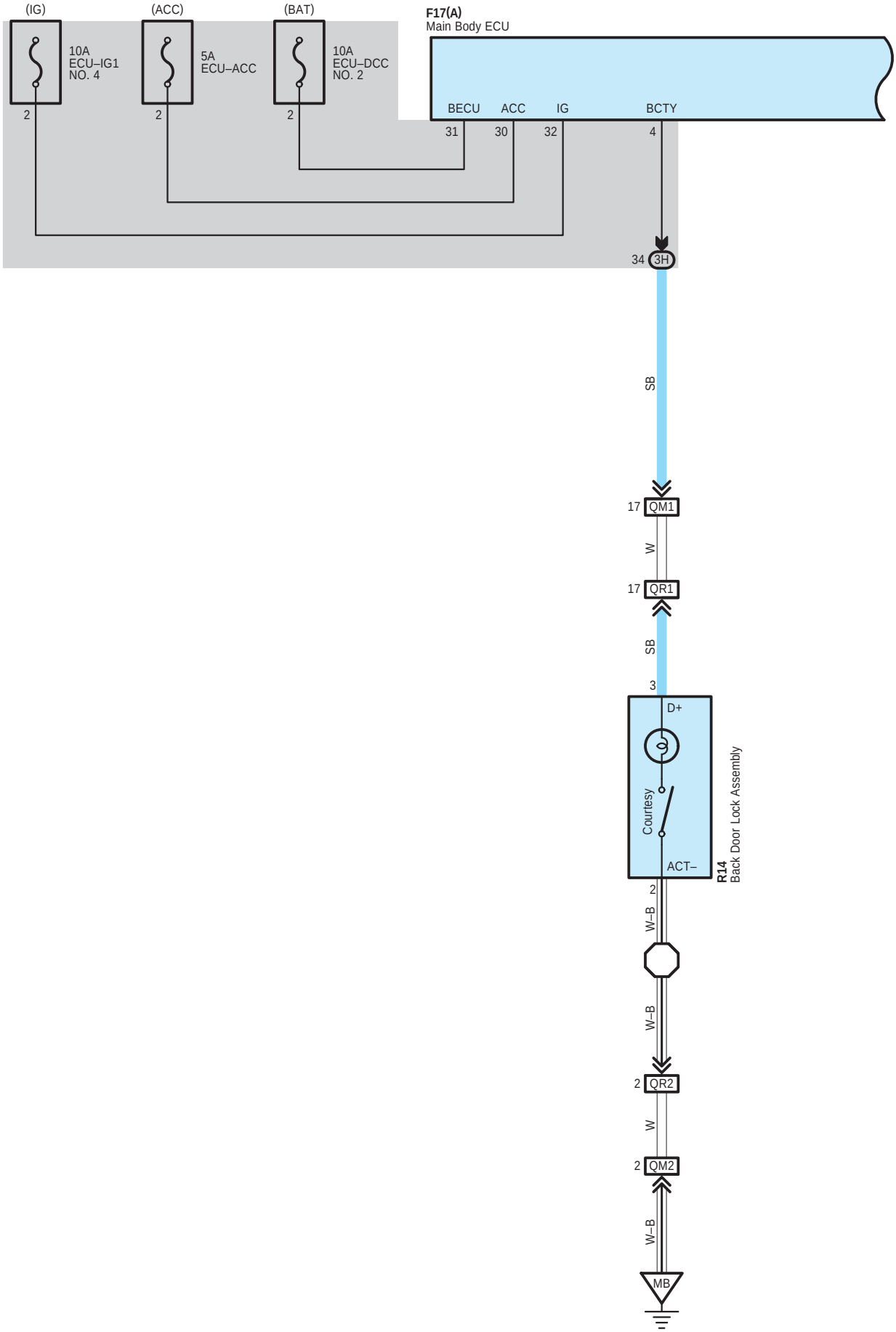
(IG)
(ACC)
(BAT)
10A
ECU–IG1
NO. 4
5A
ECU–ACC
10A
ECU–DCC
NO. 2
2
2
2
F17(A)
Main Body ECU
BECU
ACC
IG
BCTY
31
30
32
4
34
3H
SB
17
QM1
W
17
QR1
SB
3
D+
Courtesy
ACT–
R14
Back Door Lock Assembly
2
W–B
W–B
2
QR2
W
2
QM2
W–B
MB

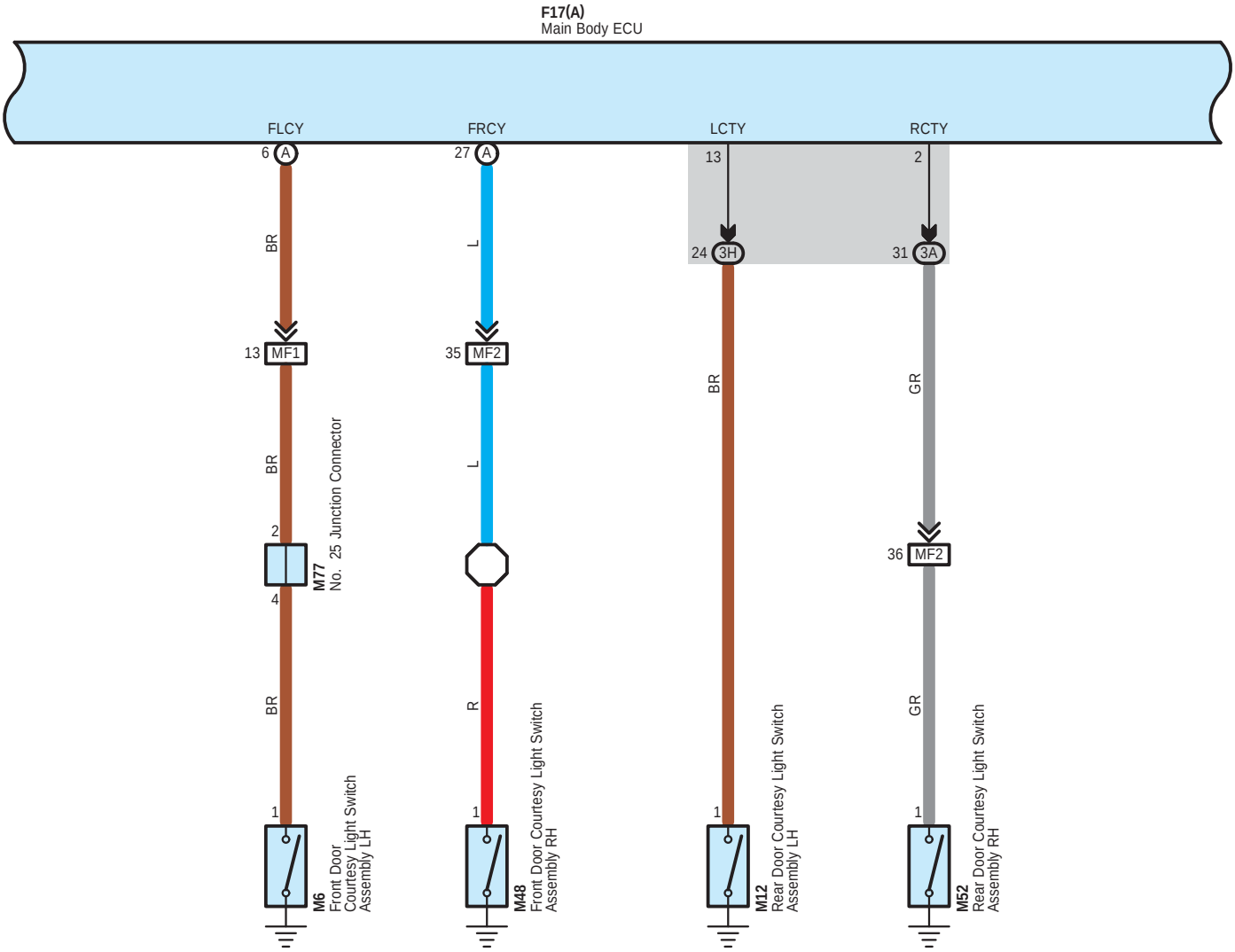
F17(A)
Main Body ECU
FLCY
FRCY
LCTY
RCTY
6 A
27 A
13
2
24 3H
31 3A
BR
L
13 MF1
35 MF2
BR
L
BR
GR
2
4
M77
No. 25 Junction Connector
36 MF2
BR
R
GR
1
M6
Front Door
Courtesy Light Switch
Assembly LH
M48
Front Door Courtesy Light Switch
Assembly RH
M12
Rear Door Courtesy Light Switch
Assembly LH
M52
Rear Door Courtesy Light Switch
Assembly RH

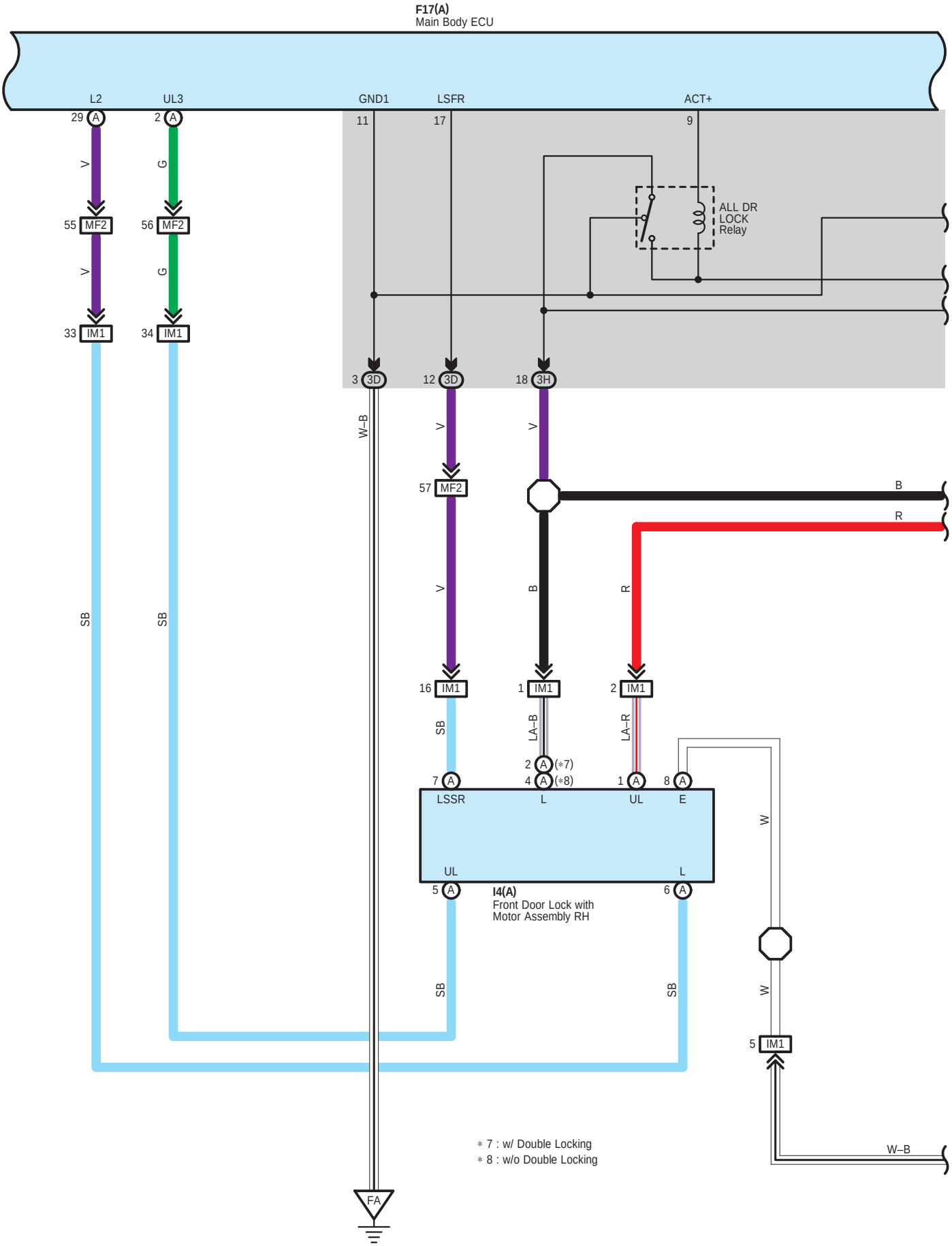
F17(A)
Main Body ECU
L2
UL3
GND1
LSFR
ACT+
29 A
2 A
11
17
9
V
G
55 MF2
56 MF2
ALL DR
LOCK
Relay
33 IM1
34 IM1
3 3D
12 3D
18 3H
W–B
57 MF2
B
R
SB
16 IM1
1 IM1
2 IM1
LA–B
LA–R
2 A (*7)
4 A (*8)
7 A
1 A
8 A
LSSR
L
UL
E
W
UL
L
5 A
6 A
I4(A)
Front Door Lock with
Motor Assembly RH
5 IM1
* 7 : w/ Double Locking
* 8 : w/o Double Locking
FA

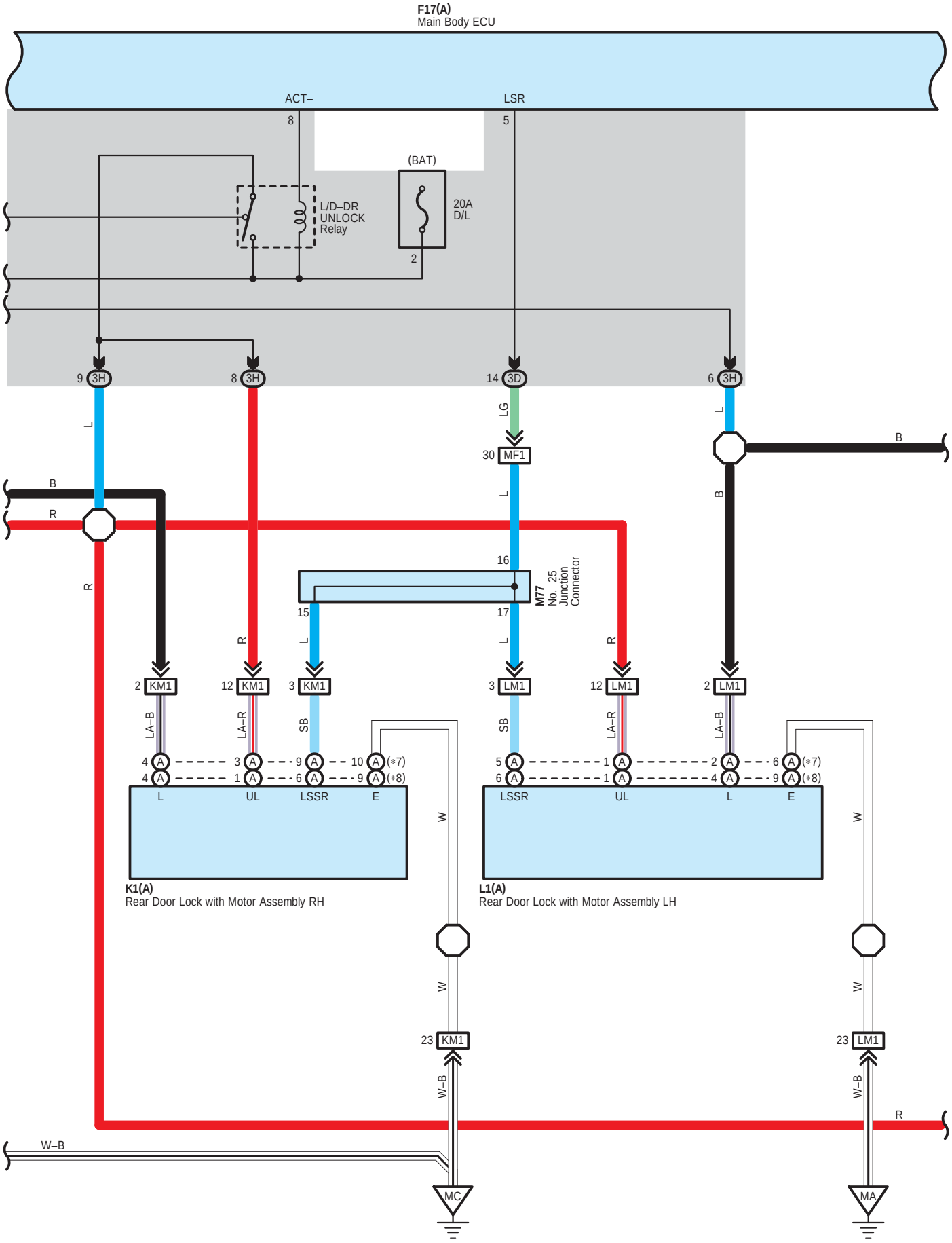
F17(A)
Main Body ECU
ACT–
LSR
8
5
(BAT)
L/D–DR
UNLOCK
Relay
20A
D/L
2
9 3H
8 3H
14 3D
6 3H
LG
30 MF1
L
B
R
16
M77
No. 25
Junction
Connector
15
17
2 KM1
12 KM1
3 KM1
3 LM1
12 LM1
2 LM1
LA–B
LA–R
SB
4 A
3 A
9 A
10 A (*7)
4 A
1 A
6 A
9 A (*8)
L
UL
LSSR
E
5 A
1 A
2 A
6 A (*7)
6 A
1 A
4 A
9 A (*8)
LSSR
UL
L
E
W
K1(A)
Rear Door Lock with Motor Assembly RH
L1(A)
Rear Door Lock with Motor Assembly LH
23 KM1
23 LM1
W–B
MC
MA

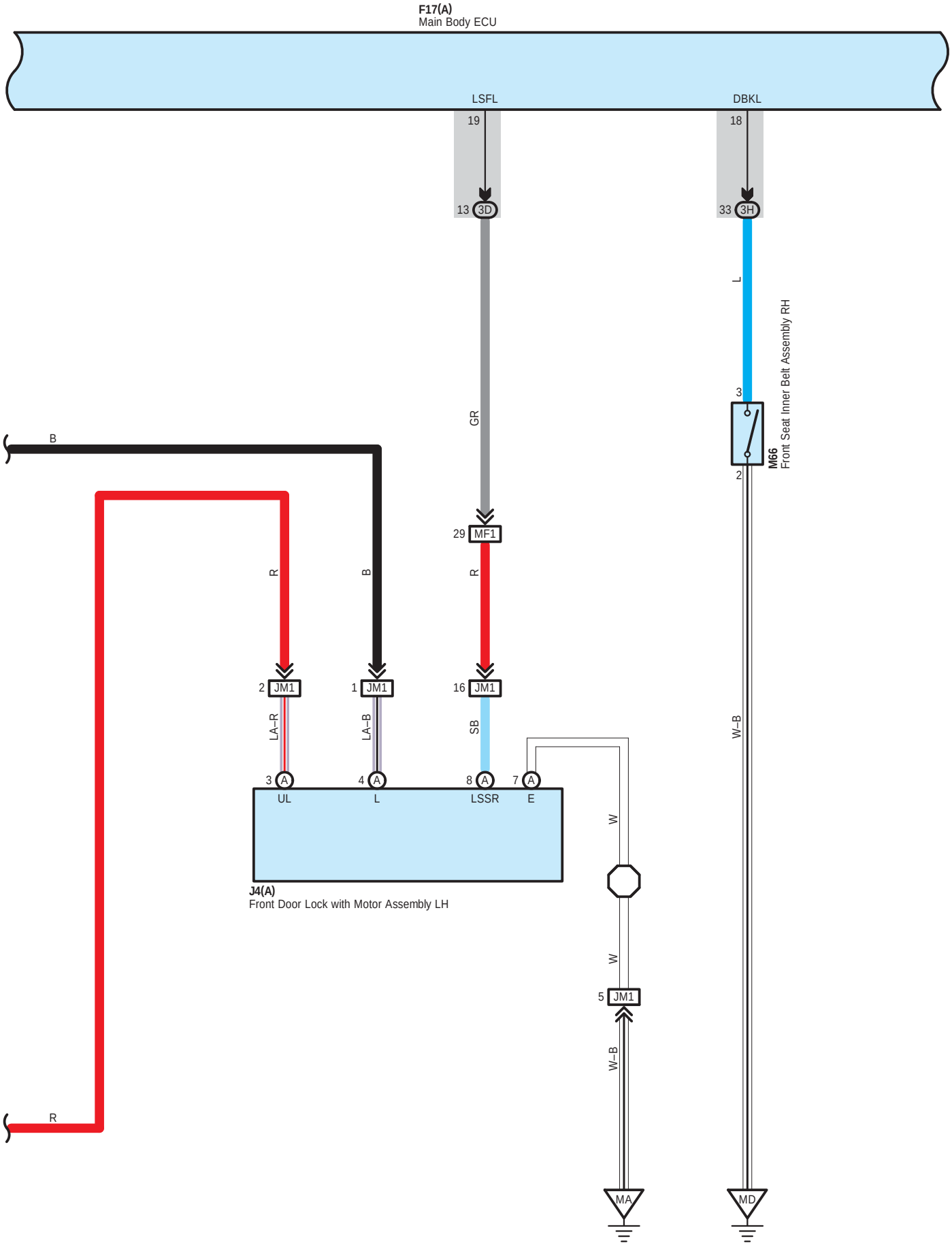
F17(A)
Main Body ECU
LSFL
DBKL
19
18
13 3D
33 3H
L
3
M66
Front Seat Inner Belt Assembly RH
2
GR
B
29 MF1
R
B
R
2 JM1
1 JM1
16 JM1
LA–R
LA–B
SB
W–B
3 A
4 A
8 A
7 A
UL
L
LSSR
E
J4(A)
Front Door Lock with Motor Assembly LH
W
W
5 JM1
W–B
R
MA
MD

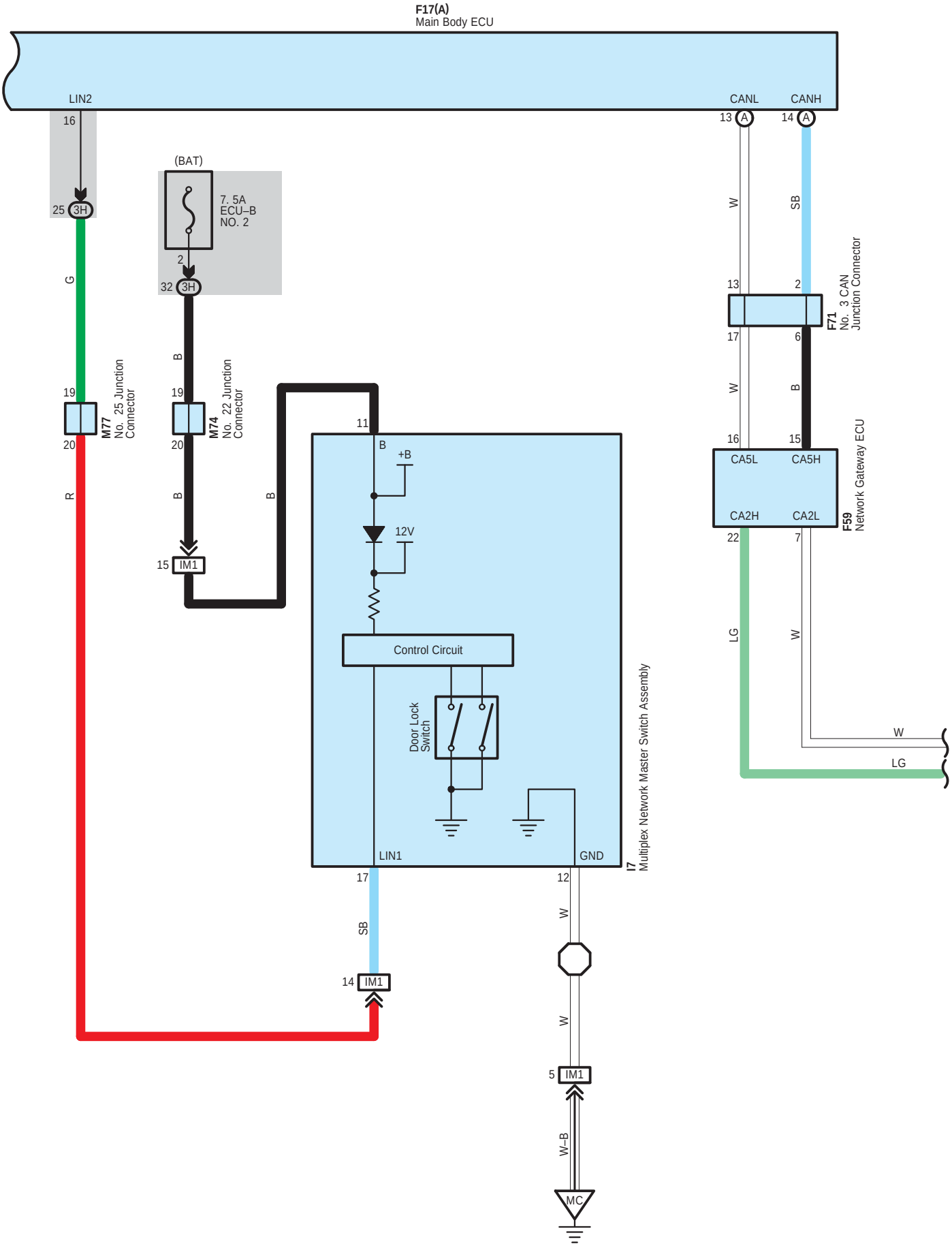
F17(A)
Main Body ECU
LIN2
16
25 3H
G
19
20
M77
No. 25 Junction Connector
R
(BAT)
7. 5A
ECU–B
NO. 2
2
32 3H
B
19
20
M74
No. 22 Junction Connector
B
B
15 IM1
11
B
+B
12V
Control Circuit
Door Lock Switch
LIN1
GND
I7
Multiplex Network Master Switch Assembly
17
SB
14 IM1
12
W
W
5 IM1
W–B
MC
CANL
CANH
13 A
14 A
W
SB
13
2
F71
No. 3 CAN Junction Connector
17
6
W
B
16
15
CA5L
CA5H
CA2H
CA2L
F59
Network Gateway ECU
22
7
LG
W
W
LG

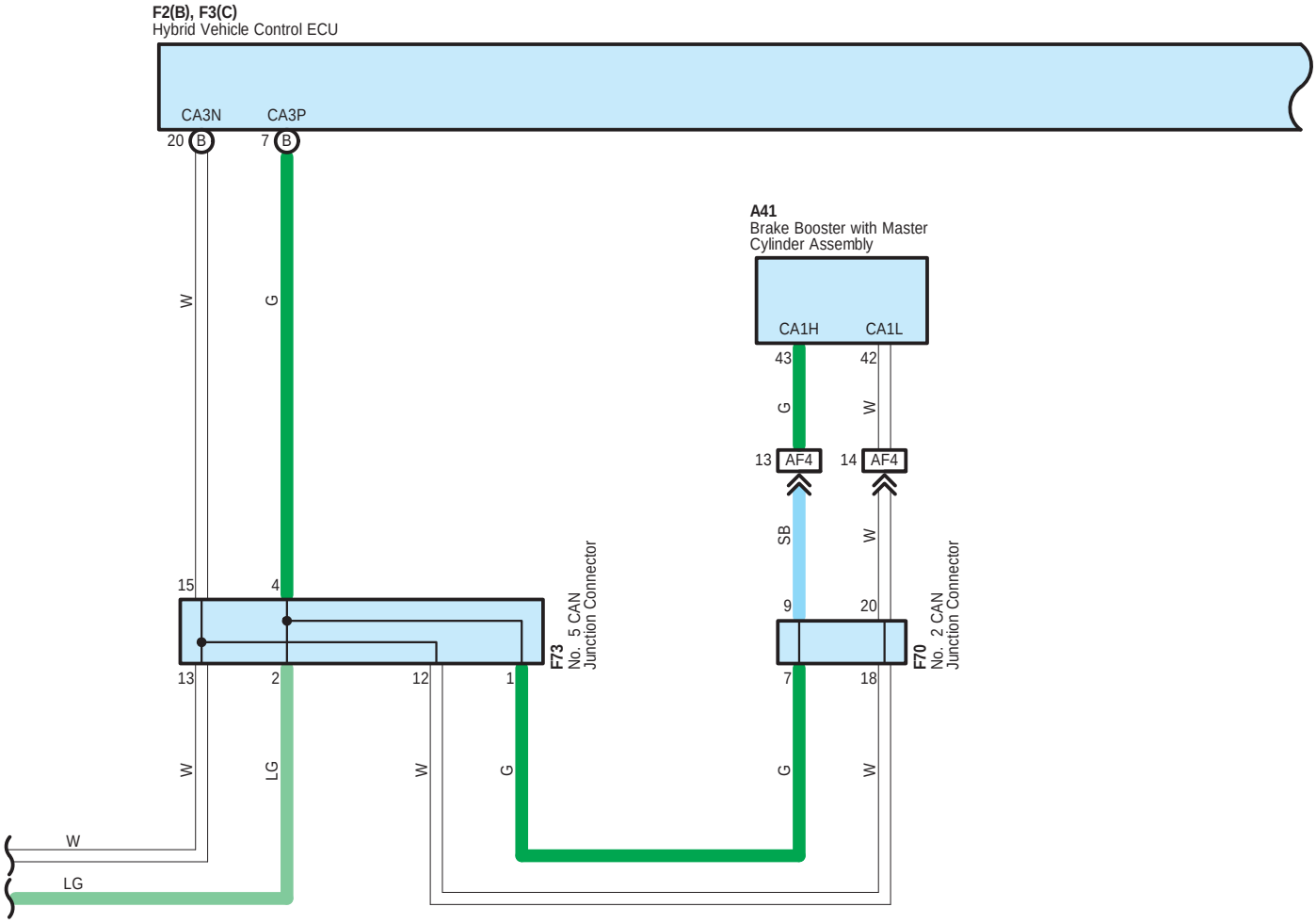
F2(B), F3(C)
Hybrid Vehicle Control ECU
CA3N
CA3P
20 B
7 B
W
G
A41
Brake Booster with Master Cylinder Assembly
CA1H
CA1L
43
42
G
W
13 AF4
14 AF4
SB
W
15
4
9
20
F73
No. 5 CAN Junction Connector
F70
No. 2 CAN Junction Connector
13
2
12
1
7
18
W
LG
W
G
G
W
W
LG

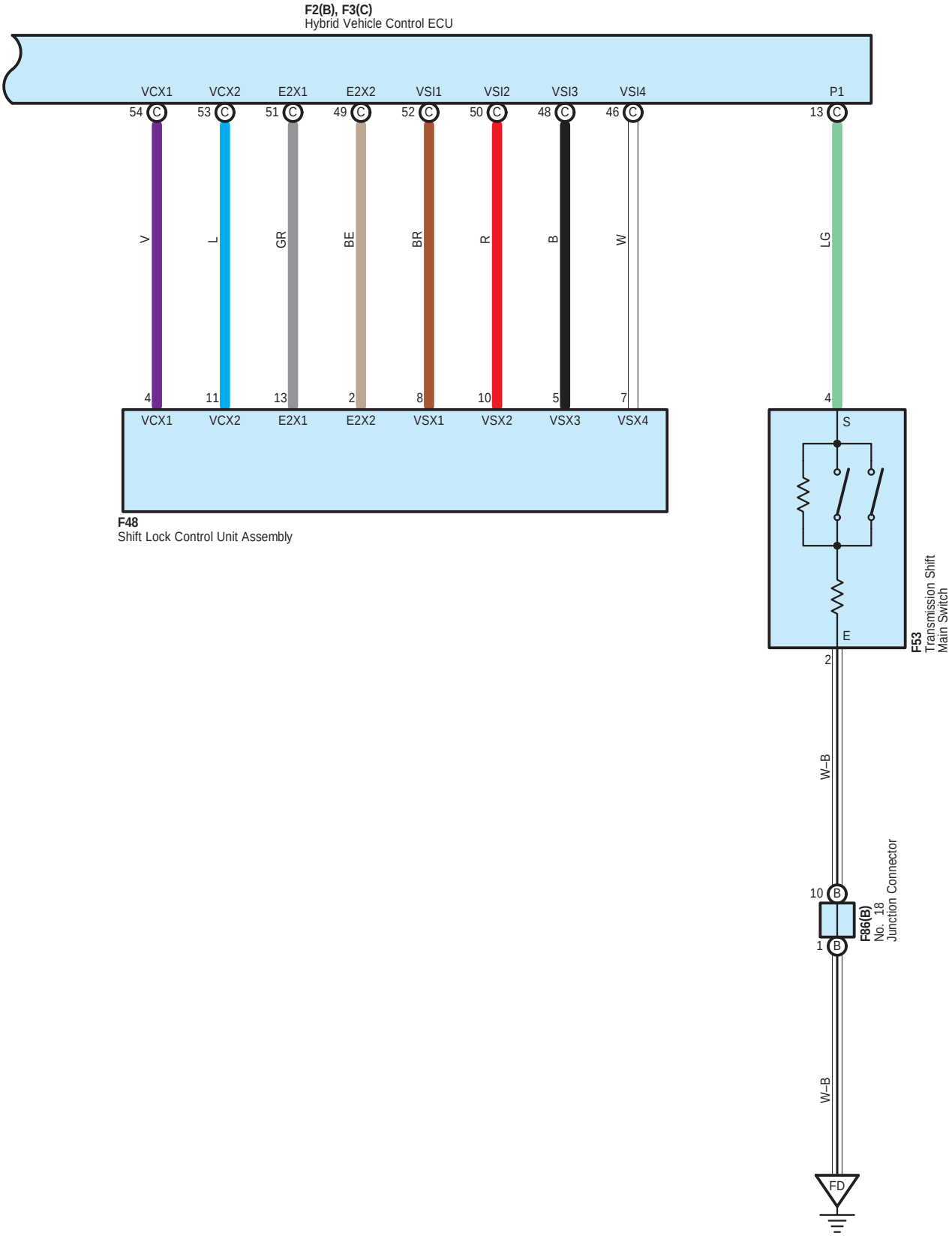
F2(B), F3(C)
Hybrid Vehicle Control ECU
VCX1
VCX2
E2X1
E2X2
VSI1
VSI2
VSI3
VSI4
P1
54 C
53 C
51 C
49 C
52 C
50 C
48 C
46 C
13 C
V
L
GR
BE
BR
R
B
W
LG
4
11
13
2
8
10
5
7
4
VCX1
VCX2
E2X1
E2X2
VSX1
VSX2
VSX3
VSX4
F48
Shift Lock Control Unit Assembly
S
E
F53
Transmission Shift
Main Switch
2
W–B
10 B
1 B
F86(B)
No. 18
Junction Connector
W–B
FD

A41
Black

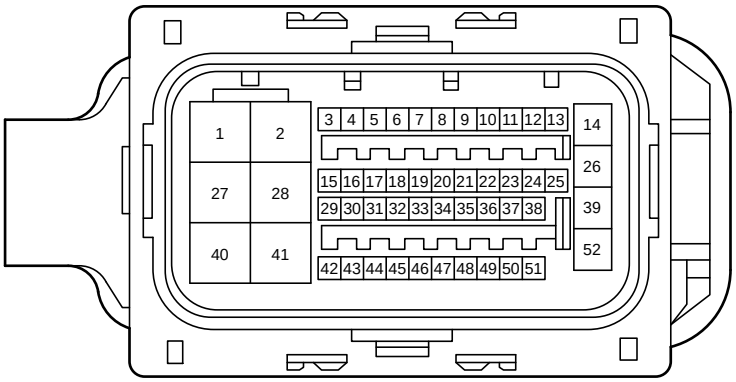

90980-12B87

F2
Gray

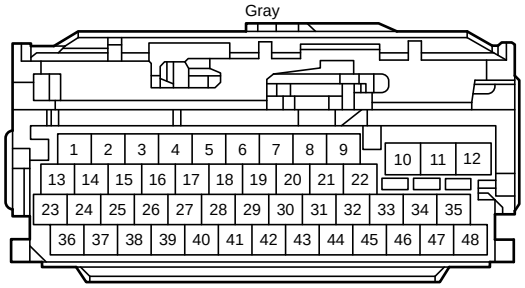

90980-12C23

F3
Black

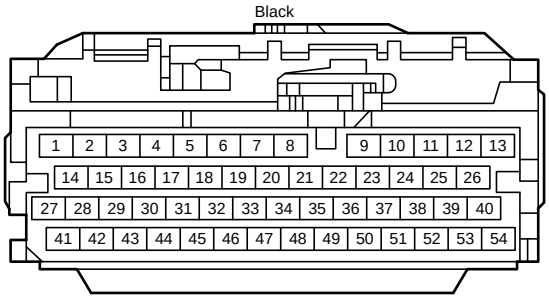

90980-12B96

F17
White

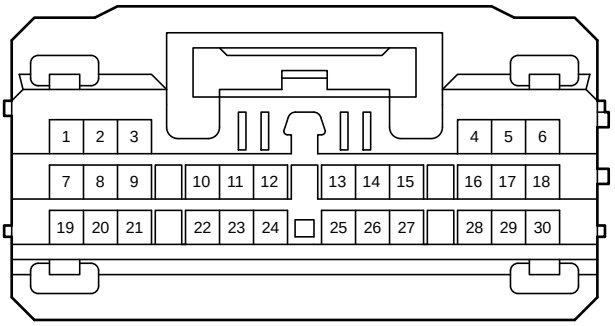

90980-12909

F48
White

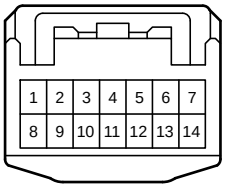

90980-12370

F53
Black

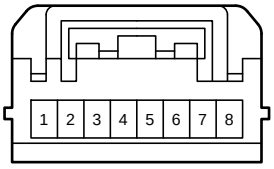

90980-12550

F59
Black

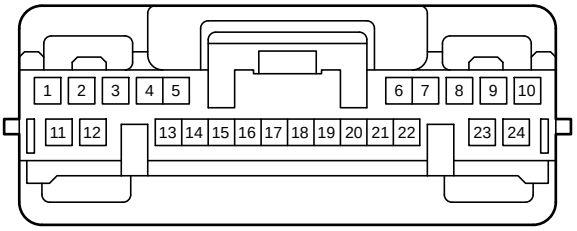

90980-12912

F70
Black

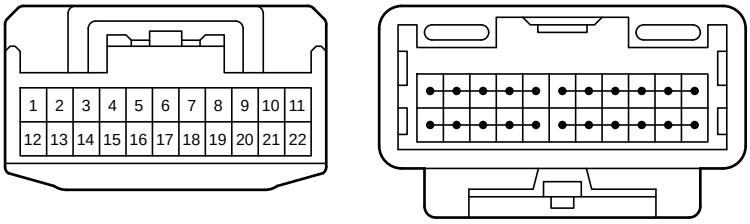

90980-12372

F71
Gray

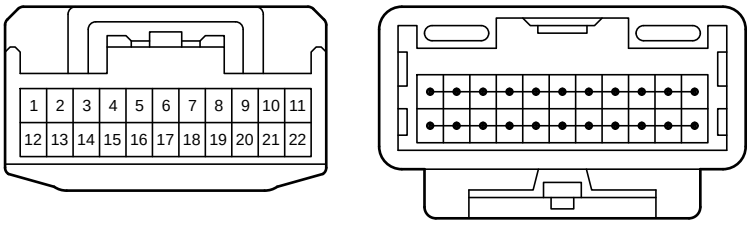

90980-12372

F73
Gray

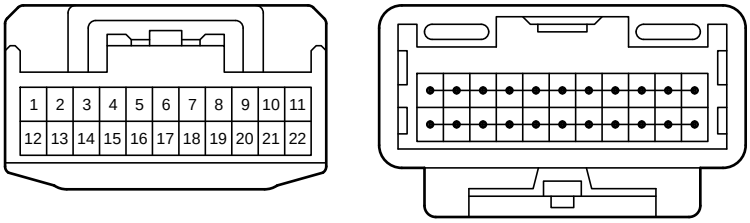

90980-12372

F86
Blue

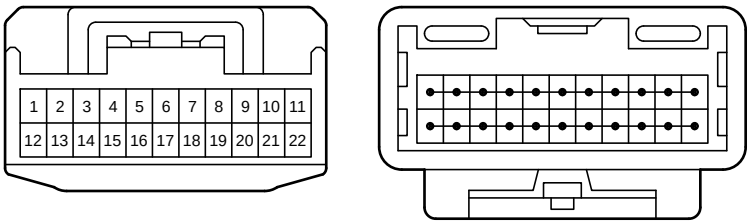

90980-12372

I4
White

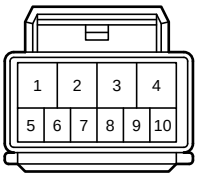

90980-12226

I7
White

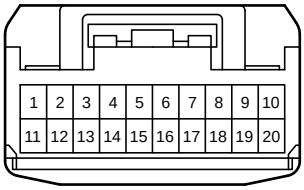

90980-12460

J4
White

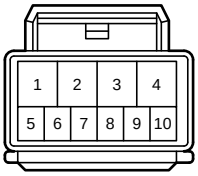

90980-12226

K1
White

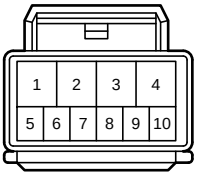

90980-12226

L1
White

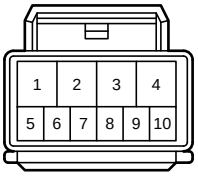

90980-12226

M6
Black

90980-10871

M12
Black

90980-10871

M48
Black

90980-10871

M52
Black

90980-10871

M66
White

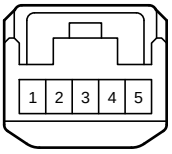

90980-12366

M74
Black

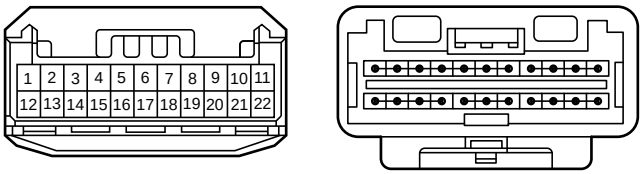

90980-12B54

M77
Black

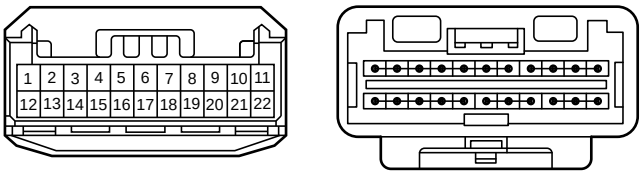

90980-12B54

R14
Black

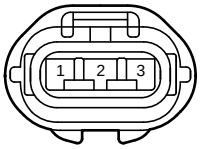

90980-11349

3A
White

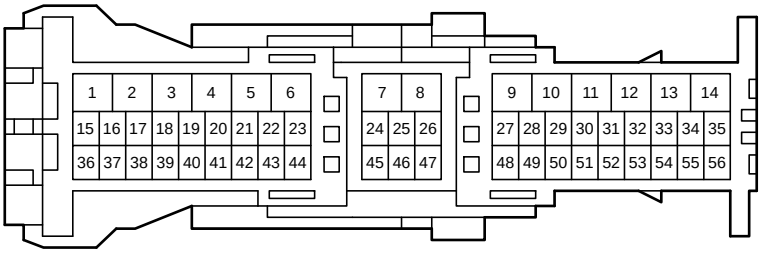

90980-12943

3D
White

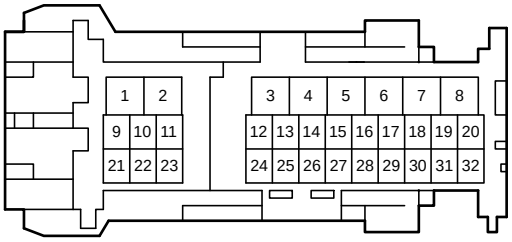

90980-12A48

3H
White

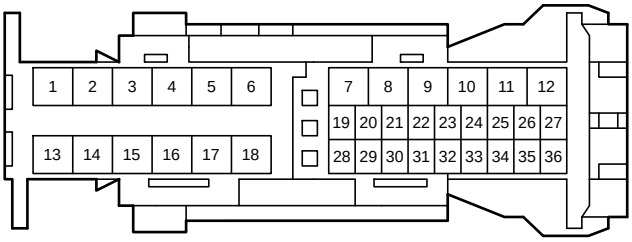

90980-12944

AF4
Gray

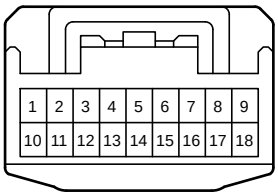

90980-12412

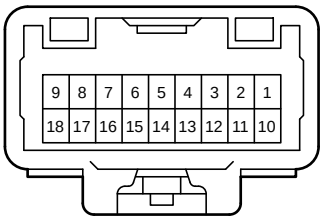

90980-12411

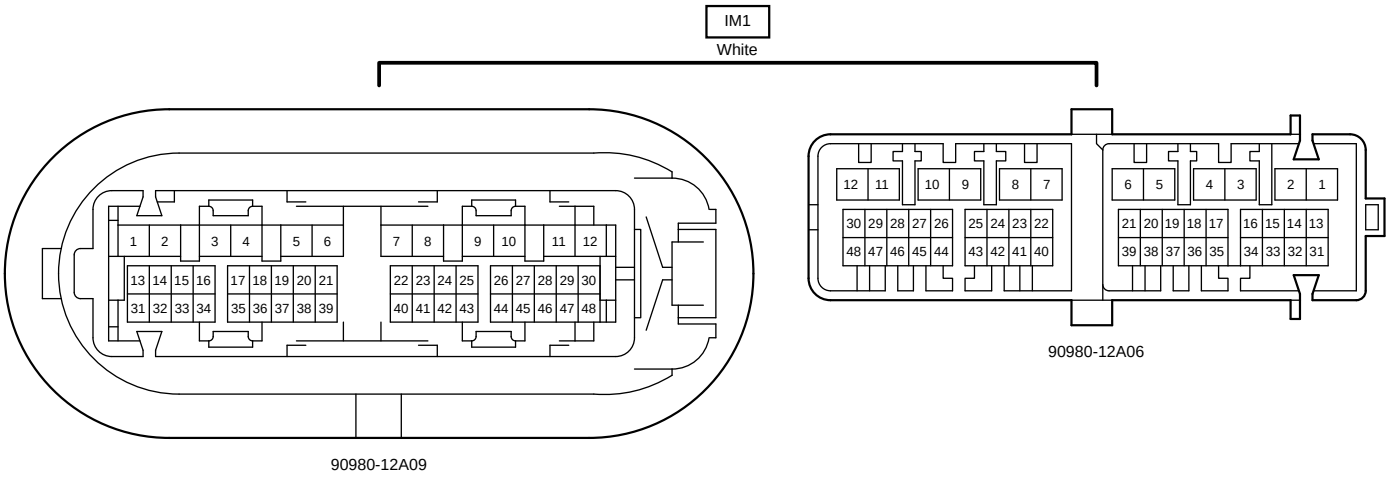
IM1
White
90980-12A09
90980-12A06

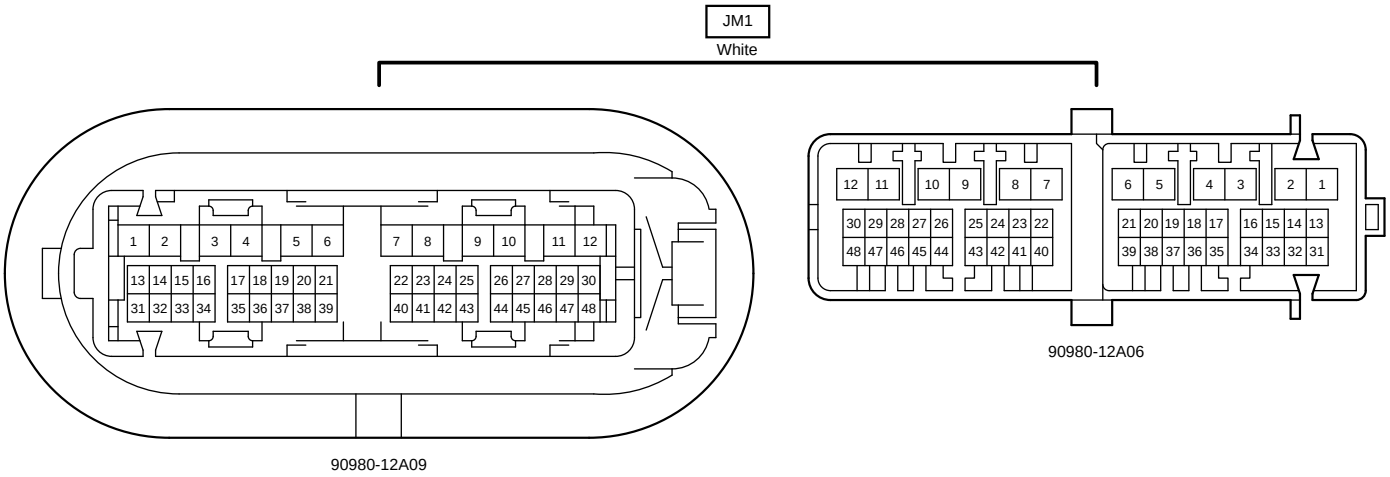
JM1
White
90980-12A09
90980-12A06

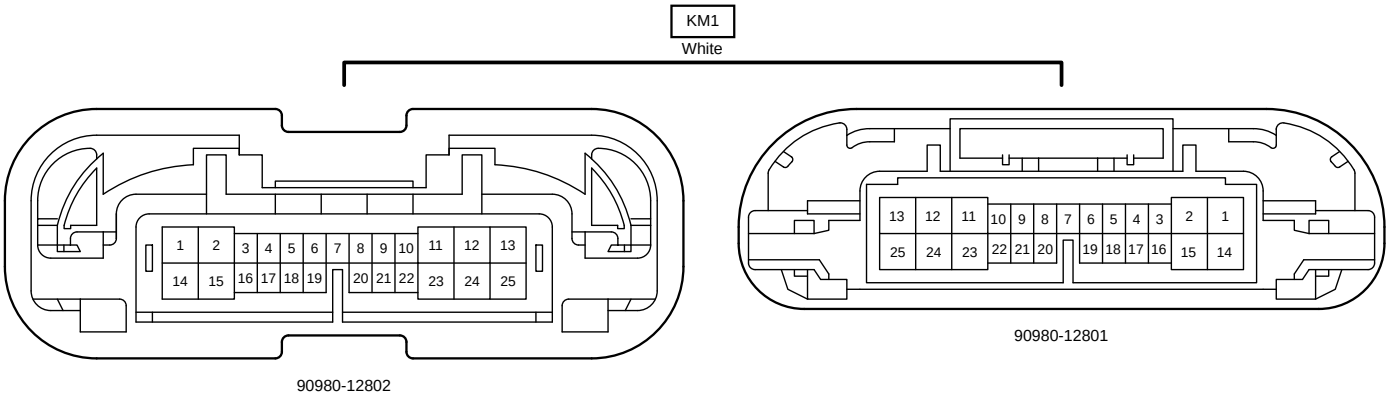
KM1
White
90980-12802
90980-12801

LM1
White

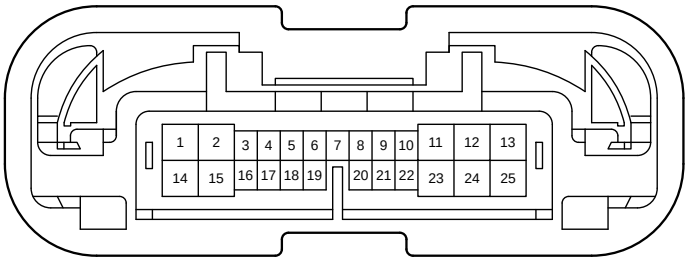

90980-12802

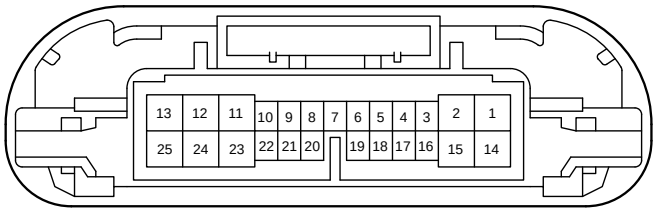

90980-12801

MF1
White

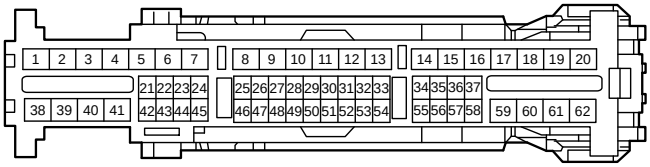

90980-12B22

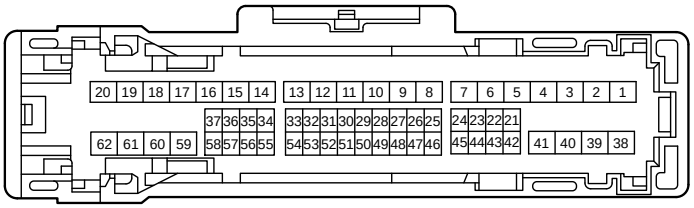

90980-12B21

MF2
White

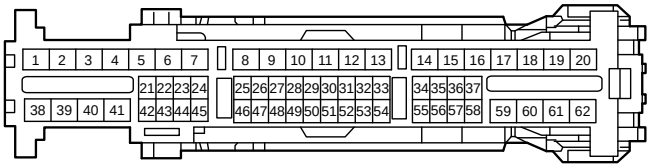

90980-12B22

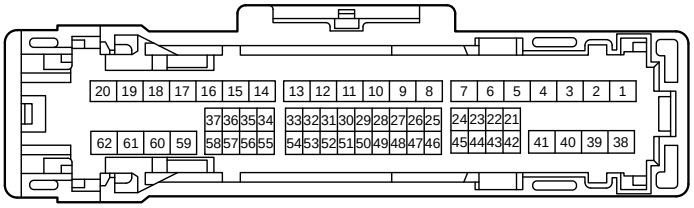

90980-12B21

QM1
White

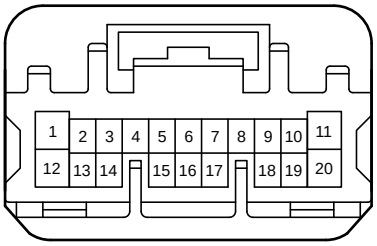

90980-12741

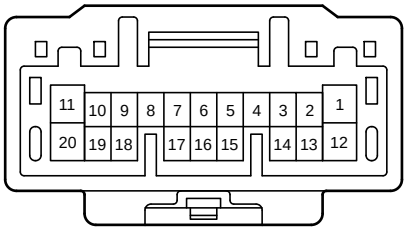

90980-12740

QM2
White

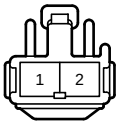

90980-10916

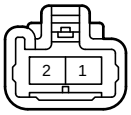

90980-10915

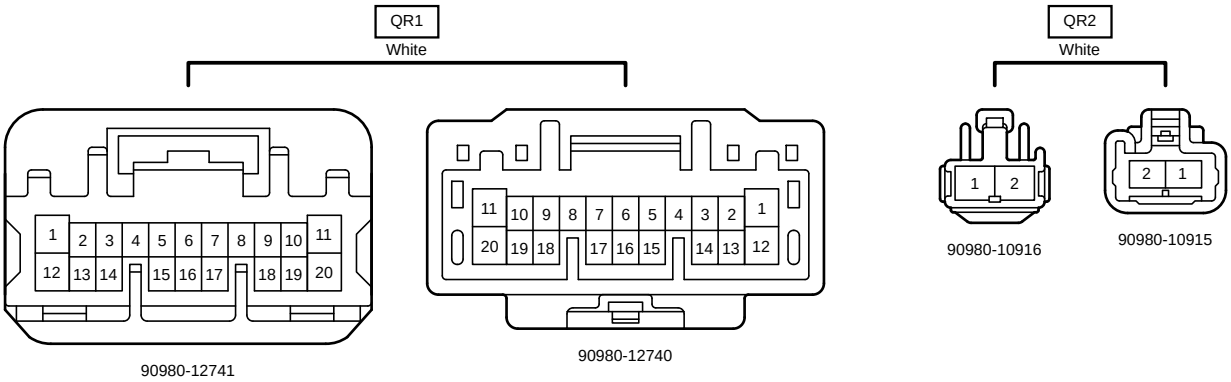
QR1
White
1 2 3 4 5 6 7 8 9 10 11
12 13 14 15 16 17 18 19 20
90980-12741
11 10 9 8 7 6 5 4 3 2 1
20 19 18 17 16 15 14 13 12
90980-12740
QR2
White
1 2
90980-10916
2 1
90980-10915