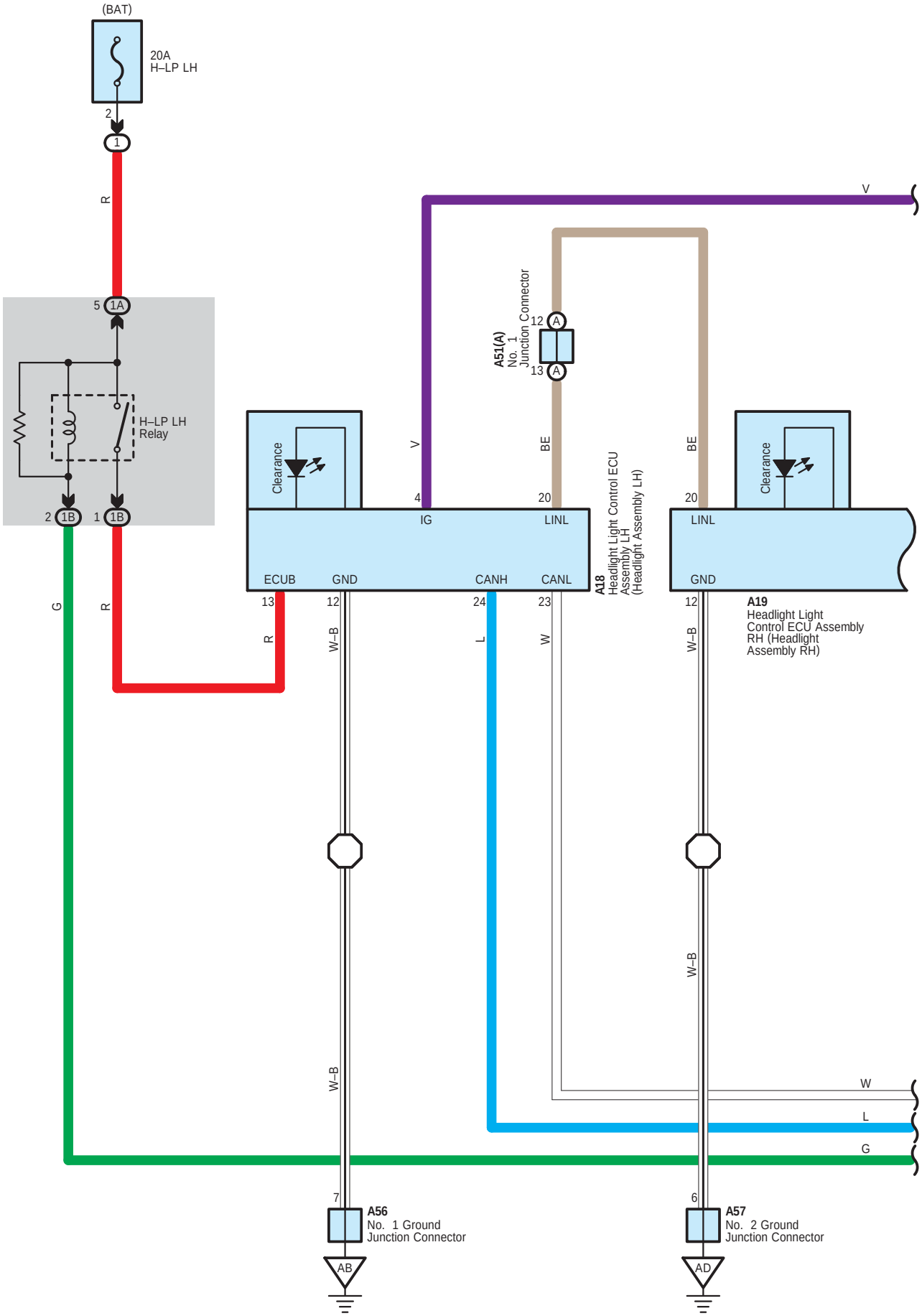
(BAT)
20A
H–LP LH
2
1
R
5
1A
H–LP LH
Relay
2
1B
1
1B
G
R
V
A51(A)
No. 1
Junction Connector
12
A
13
A
BE
BE
Clearance
Clearance
4
IG
20
LINL
20
LINL
ECUB
GND
CANH
CANL
GND
A18
Headlight Light Control ECU
Assembly LH
(Headlight Assembly LH)
13
12
24
23
12
A19
Headlight Light
Control ECU Assembly
RH (Headlight
Assembly RH)
R
W–B
L
W
W–B
W–B
W–B
W
L
G
7
A56
No. 1 Ground
Junction Connector
AB
6
A57
No. 2 Ground
Junction Connector
AD

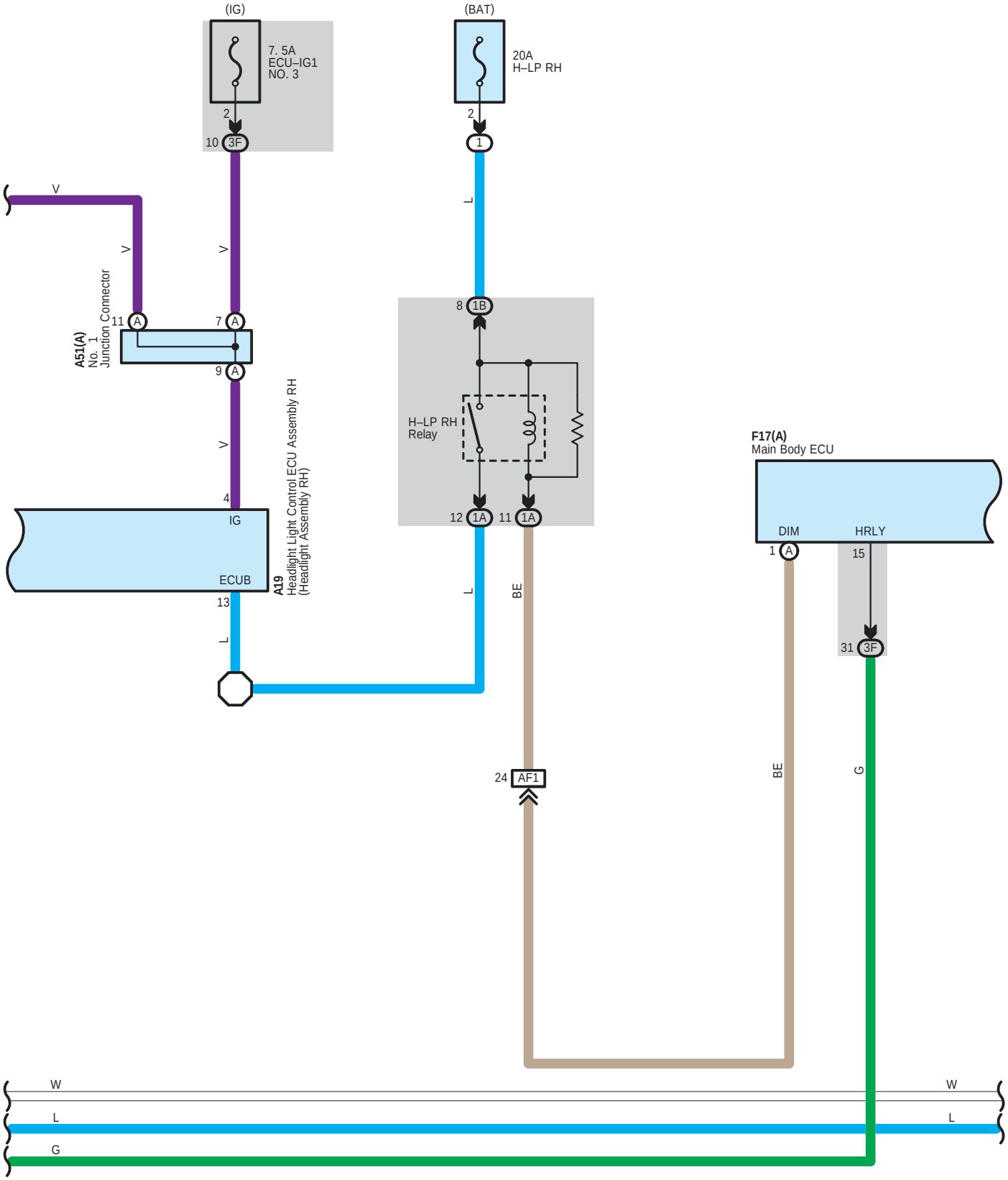
(IG)
7. 5A
ECU–IG1
NO. 3
2
10 3F
(BAT)
20A
H–LP RH
2
1
V
V
V
L
A51(A)
No. 1
Junction Connector
11 A
7 A
9 A
8 1B
H–LP RH
Relay
12 1A
11 1A
F17(A)
Main Body ECU
DIM
HRLY
1 A
15
31 3F
4
IG
ECUB
13
A19
Headlight Light Control ECU Assembly RH
(Headlight Assembly RH)
L
L
BE
24 AF1
BE
G
W
L
G
W
L

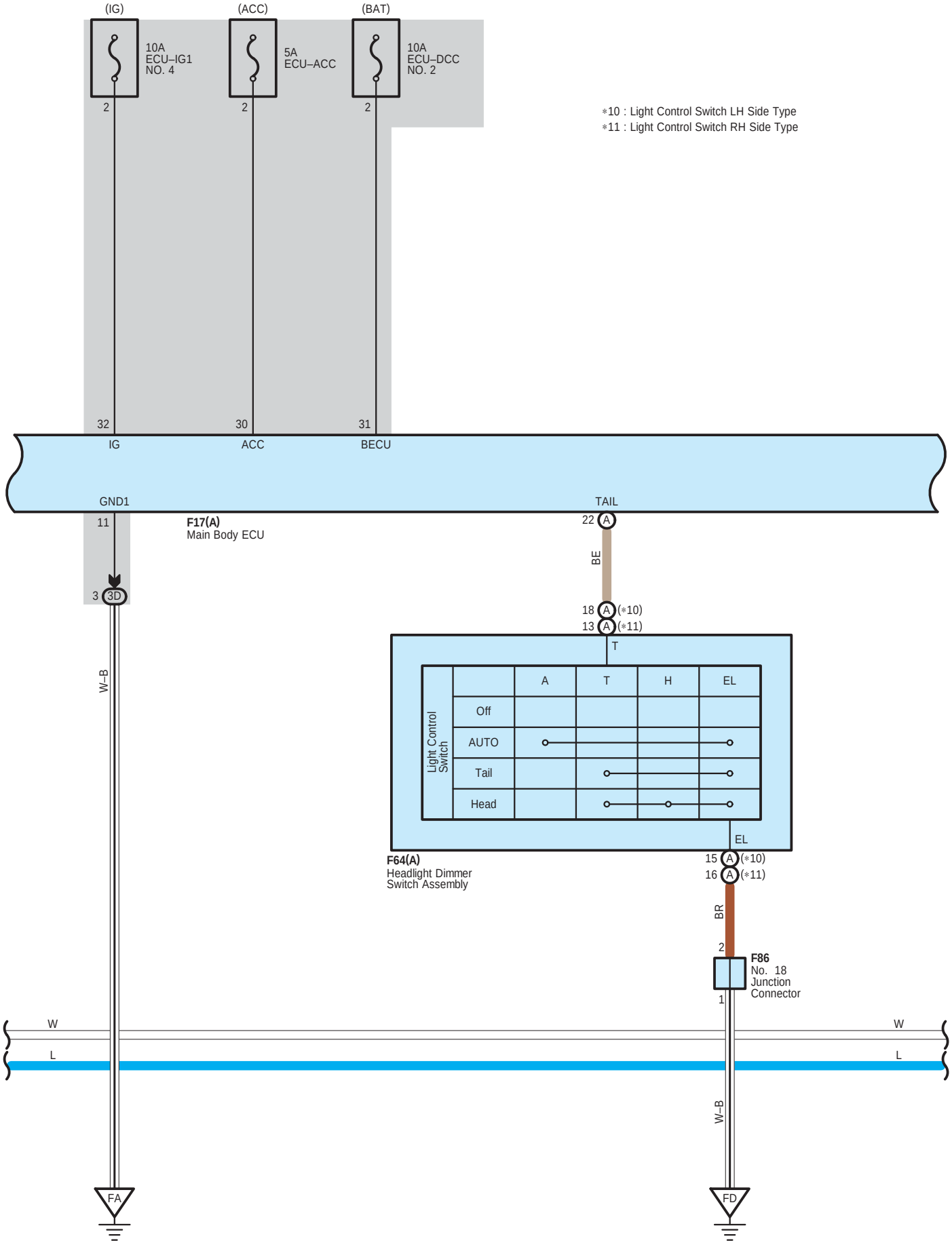
(IG)
(ACC)
(BAT)
10A
ECU–IG1
NO. 4
5A
ECU–ACC
10A
ECU–DCC
NO. 2
2
2
2
∗10 : Light Control Switch LH Side Type
∗11 : Light Control Switch RH Side Type
32
30
31
IG
ACC
BECU
GND1
TAIL
11
F17(A)
Main Body ECU
22 A
BE
3 3D
18 A (∗10)
13 A (∗11)
T
W–B
A
T
H
EL
Off
AUTO
Tail
Head
Light Control Switch
EL
F64(A)
Headlight Dimmer
Switch Assembly
15 A (∗10)
16 A (∗11)
BR
2
F86
No. 18
Junction
Connector
1
W
W
L
L
W–B
FA
FD

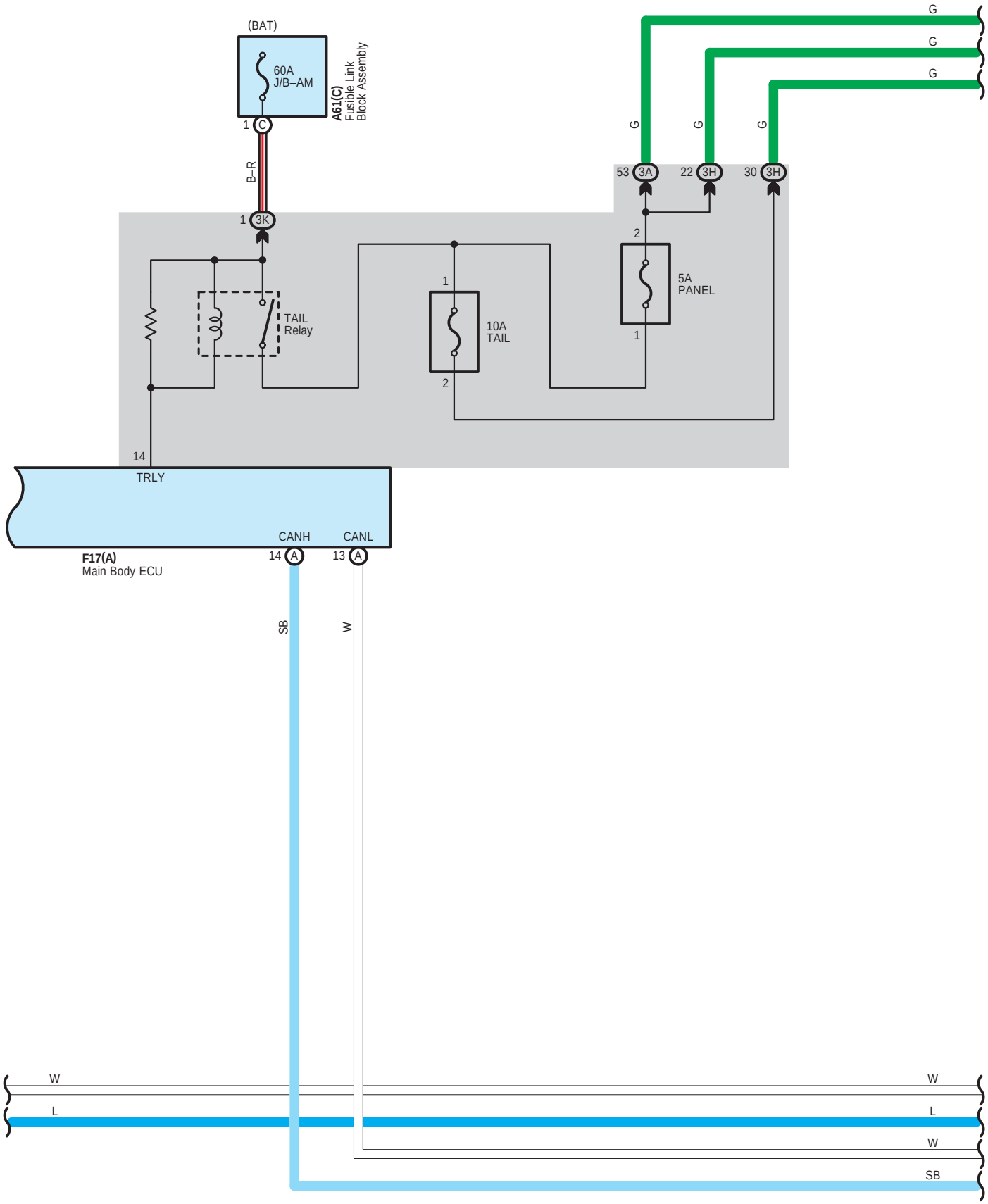
(BAT)
60A
J/B–AM
A61(C)
Fusible Link
Block Assembly
1 C
B–R
1 3K
TAIL
Relay
1
10A
TAIL
2
2
5A
PANEL
1
G
G
G
G
G
G
53 3A
22 3H
30 3H
14
TRLY
CANH
CANL
14 A
13 A
F17(A)
Main Body ECU
SB
W
W
L
W
L
W
SB

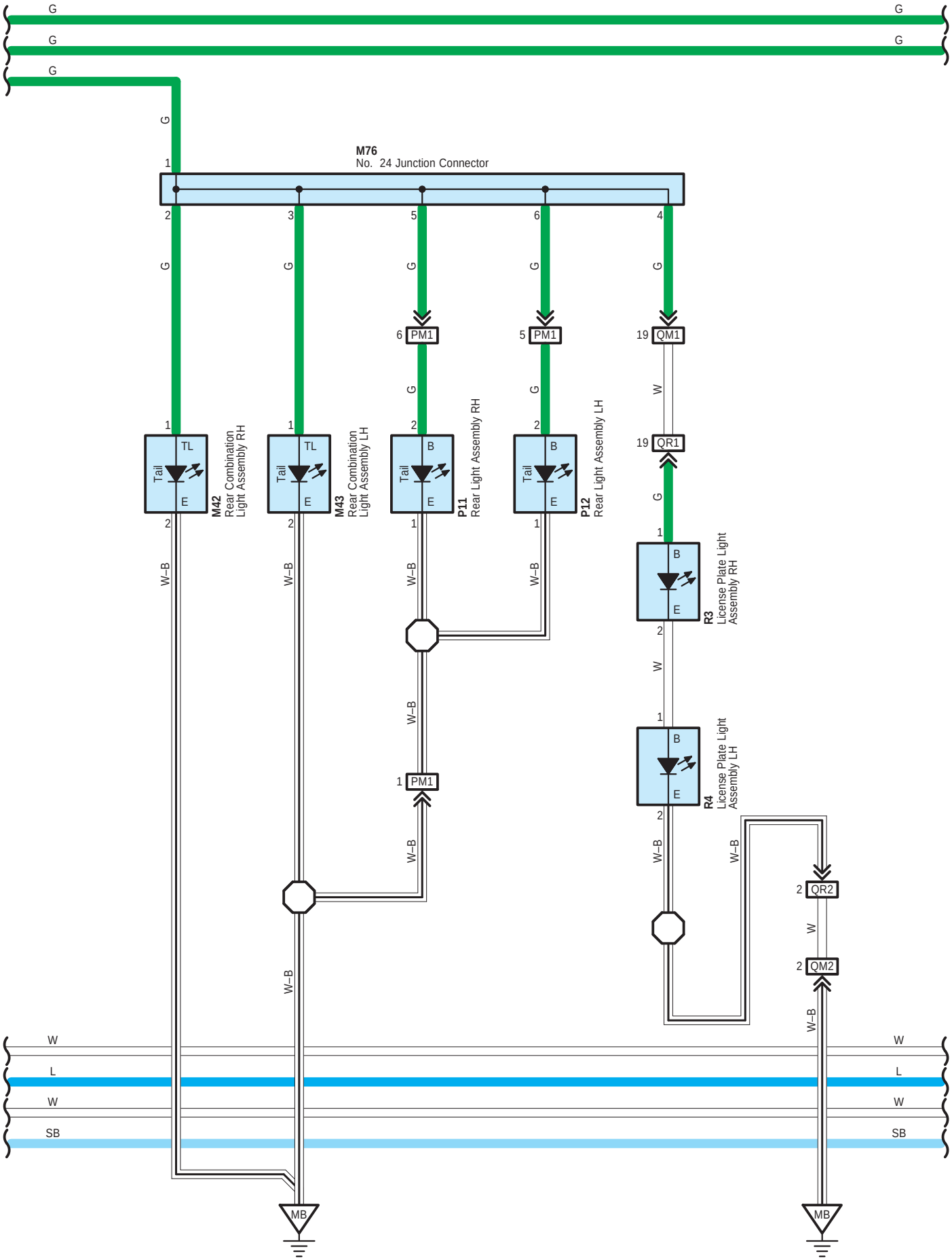
M76
No. 24 Junction Connector
M42
Rear Combination Light Assembly RH
M43
Rear Combination Light Assembly LH
P11
Rear Light Assembly RH
P12
Rear Light Assembly LH
R3
License Plate Light Assembly RH
R4
License Plate Light Assembly LH
PM1
QM1
QR1
QR2
QM2
Tail
TL
B
E
MB
G
W
W–B
L
SB

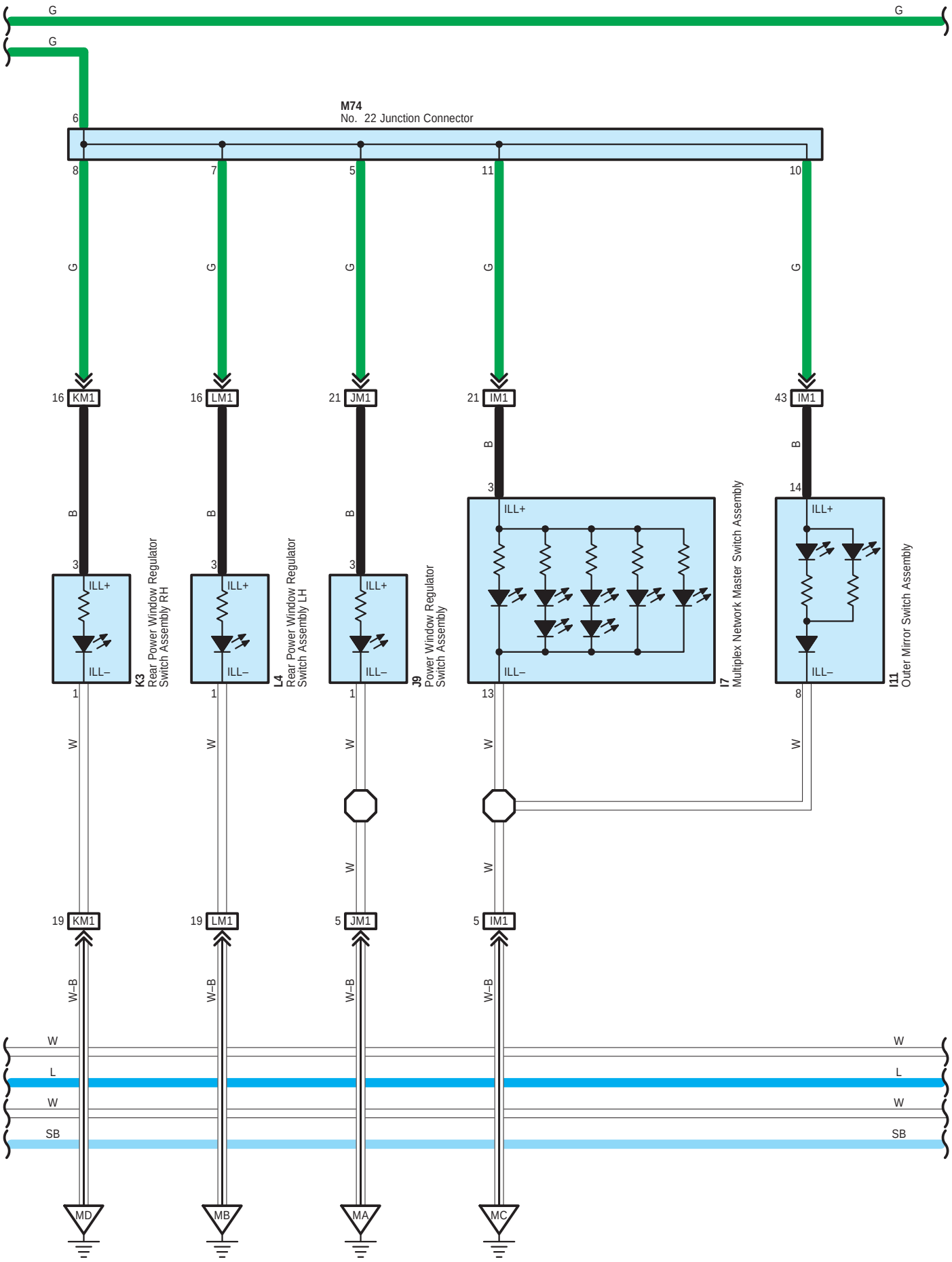
G
G
G
G
M74
No. 22 Junction Connector
6
8
7
5
11
10
G
G
G
G
G
16 KM1
16 LM1
21 JM1
21 IM1
43 IM1
B
B
B
B
B
3
3
3
3
14
ILL+
ILL–
K3
Rear Power Window Regulator Switch Assembly RH
L4
Rear Power Window Regulator Switch Assembly LH
J9
Power Window Regulator Switch Assembly
I7
Multiplex Network Master Switch Assembly
I11
Outer Mirror Switch Assembly
1
1
1
13
8
W
W
W
W
W
W
19 KM1
19 LM1
5 JM1
5 IM1
W–B
W–B
W–B
W–B
W
L
W
SB
MD
MB
MA
MC

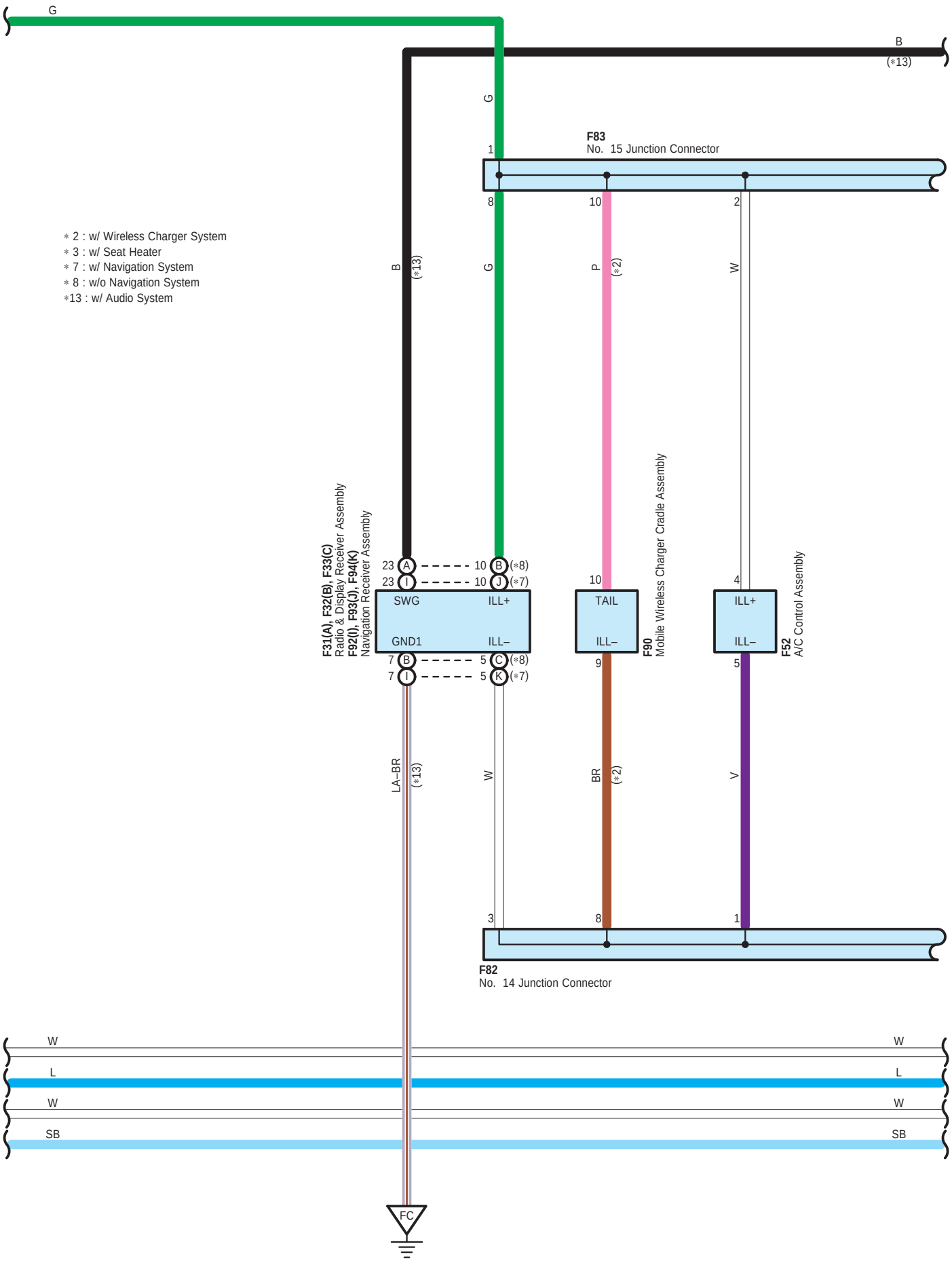
G
B
(*13)
G
F83
No. 15 Junction Connector
1
8
10
2
* 2 : w/ Wireless Charger System
* 3 : w/ Seat Heater
* 7 : w/ Navigation System
* 8 : w/o Navigation System
*13 : w/ Audio System
B
(*13)
G
P
(*2)
W
F31(A), F32(B), F33(C)
Radio & Display Receiver Assembly
F92(I), F93(J), F94(K)
Navigation Receiver Assembly
23 A
23 I
10 B (*8)
10 J (*7)
SWG
ILL+
GND1
ILL–
7 B
7 I
5 C (*8)
5 K (*7)
10
TAIL
ILL–
F90
Mobile Wireless Charger Cradle Assembly
9
4
ILL+
ILL–
5
F52
A/C Control Assembly
LA–BR
(*13)
W
BR
(*2)
V
3
8
1
F82
No. 14 Junction Connector
W
L
W
SB
W
L
W
SB
FC

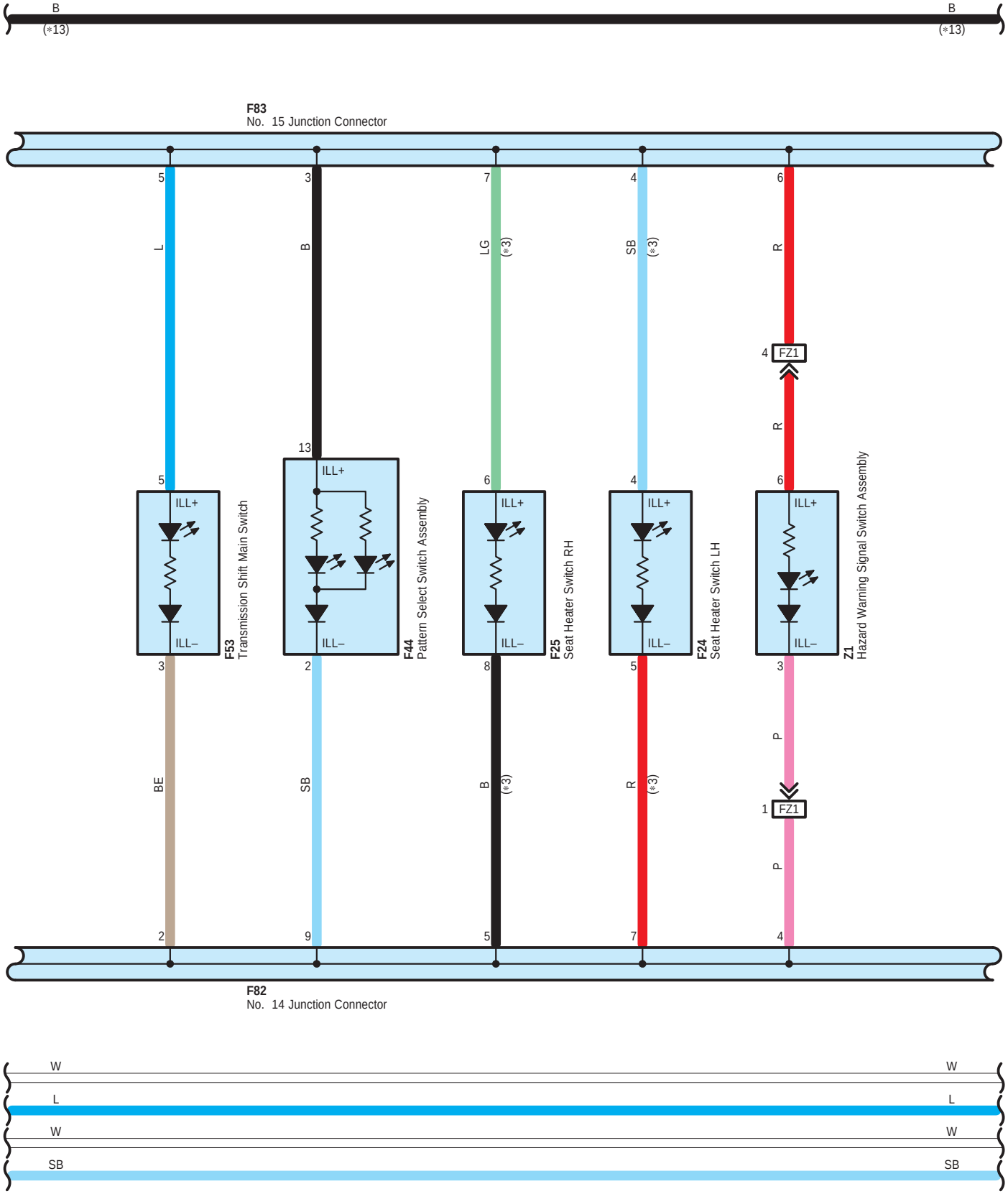
B
(*13)
B
(*13)
F83
No. 15 Junction Connector
5
3
7
4
6
L
B
LG
(*3)
SB
(*3)
R
4
FZ1
R
13
5
6
4
6
ILL+
ILL+
ILL+
ILL+
ILL–
ILL–
ILL–
ILL–
F53
Transmission Shift Main Switch
F44
Pattern Select Switch Assembly
F25
Seat Heater Switch RH
F24
Seat Heater Switch LH
Z1
Hazard Warning Signal Switch Assembly
3
2
8
5
3
P
BE
SB
B
(*3)
R
(*3)
1
FZ1
P
2
9
5
7
4
F82
No. 14 Junction Connector
W
W
L
L
W
W
SB
SB

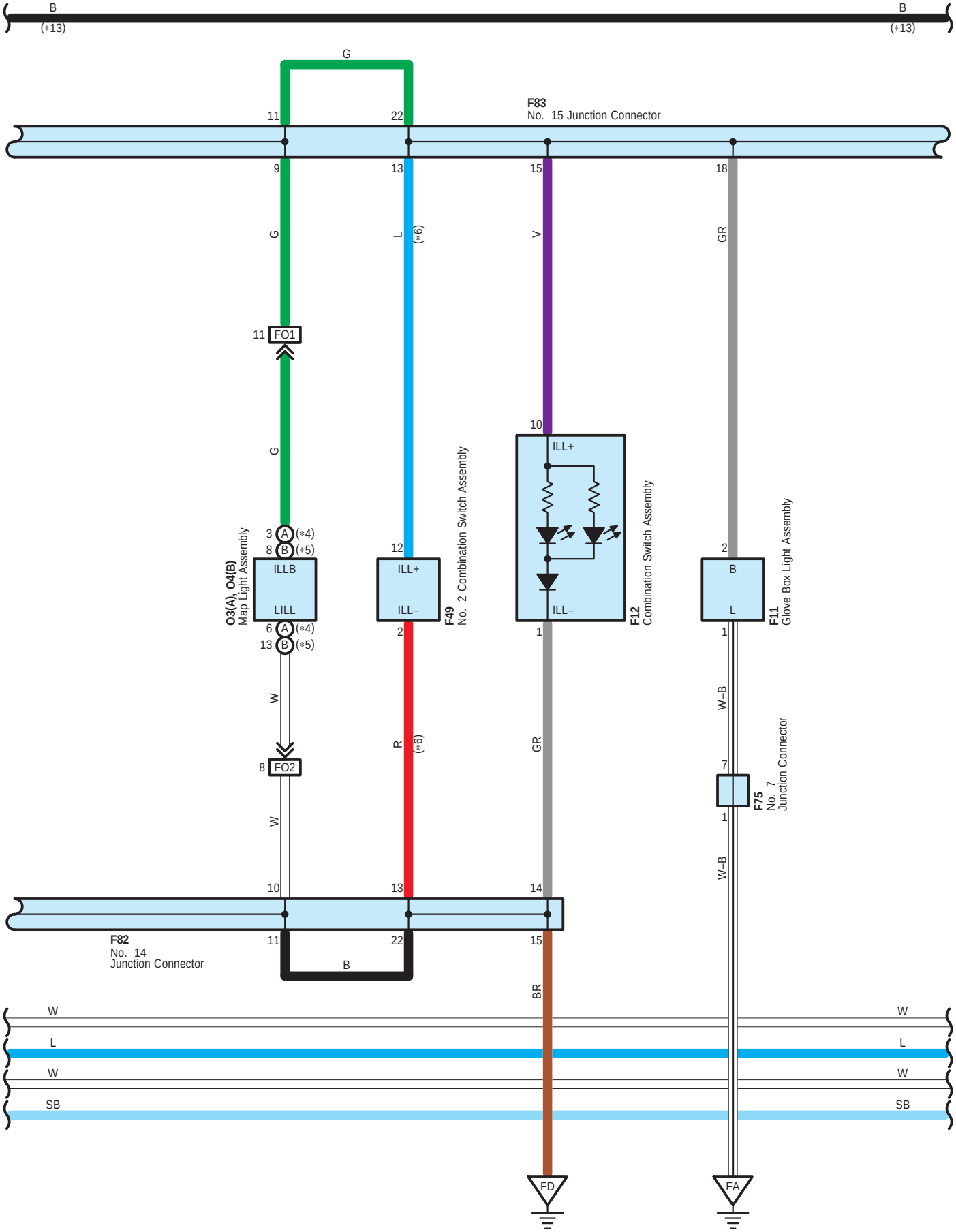
B
(*13)
B
(*13)
G
F83
No. 15 Junction Connector
11
22
9
13
15
18
G
L
(*6)
V
GR
11 FO1
G
10
ILL+
ILL–
F12
Combination Switch Assembly
F49
No. 2 Combination Switch Assembly
O3(A), O4(B)
Map Light Assembly
3 A (*4)
8 B (*5)
ILLB
LILL
6 A (*4)
13 B (*5)
12
ILL+
ILL–
2
1
2
B
L
F11
Glove Box Light Assembly
W
W–B
8 FO2
R
(*6)
GR
7
1
F75
No. 7
Junction Connector
W
W–B
10
13
14
F82
No. 14
Junction Connector
11
22
15
B
BR
W
L
W
SB
W
L
W
SB
FD
FA

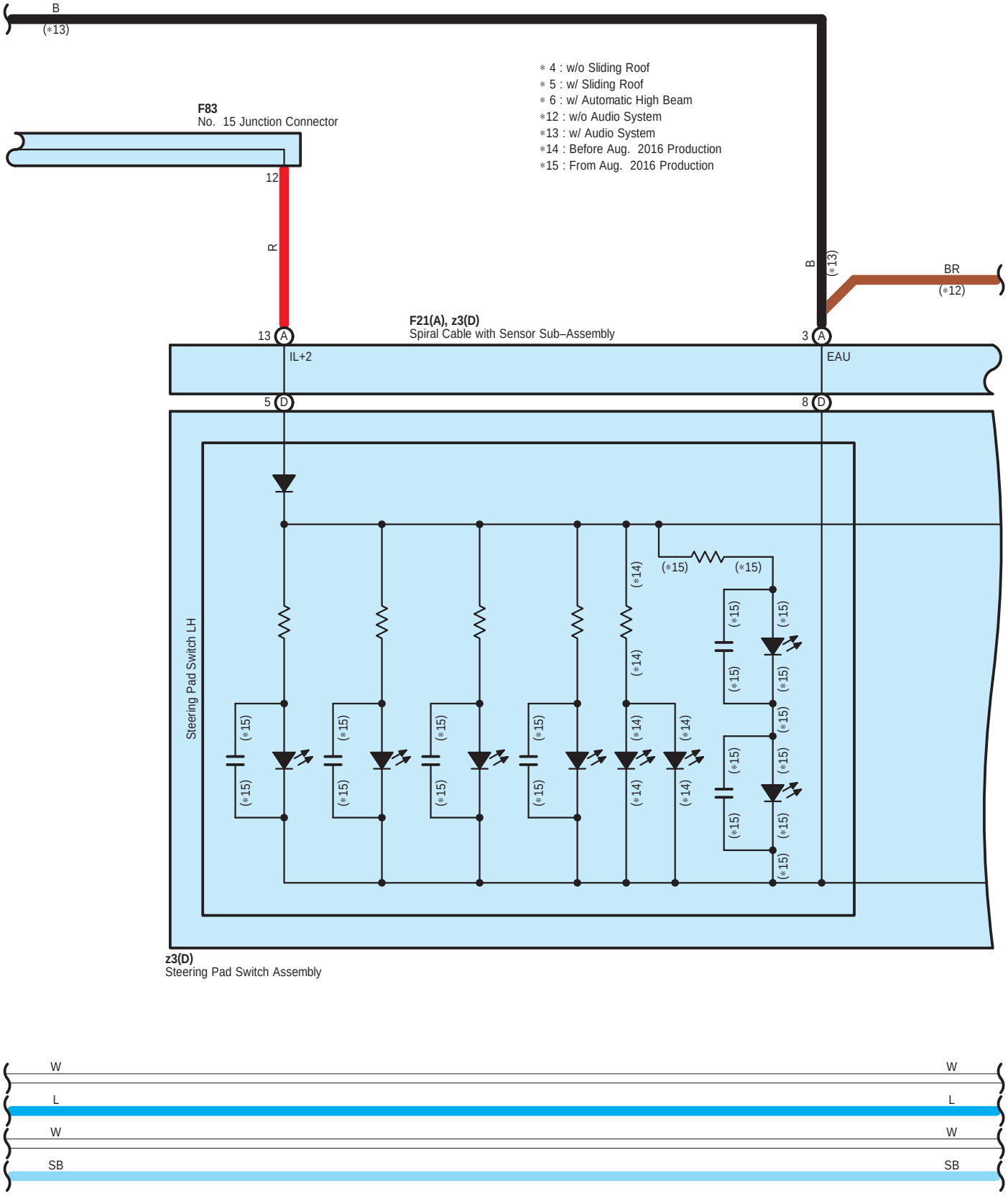
B
(∗13)
∗ 4 : w/o Sliding Roof
∗ 5 : w/ Sliding Roof
∗ 6 : w/ Automatic High Beam
∗12 : w/o Audio System
∗13 : w/ Audio System
∗14 : Before Aug. 2016 Production
∗15 : From Aug. 2016 Production
F83
No. 15 Junction Connector
12
R
B
(∗13)
BR
(∗12)
F21(A), z3(D)
Spiral Cable with Sensor Sub–Assembly
13 A
3 A
IL+2
EAU
5 D
8 D
Steering Pad Switch LH
(∗15)
(∗14)
z3(D)
Steering Pad Switch Assembly

W
W
L
L
W
W
SB
SB

∗12 : w/o Audio System
∗14 : Before Aug. 2016 Production
∗15 : From Aug. 2016 Production

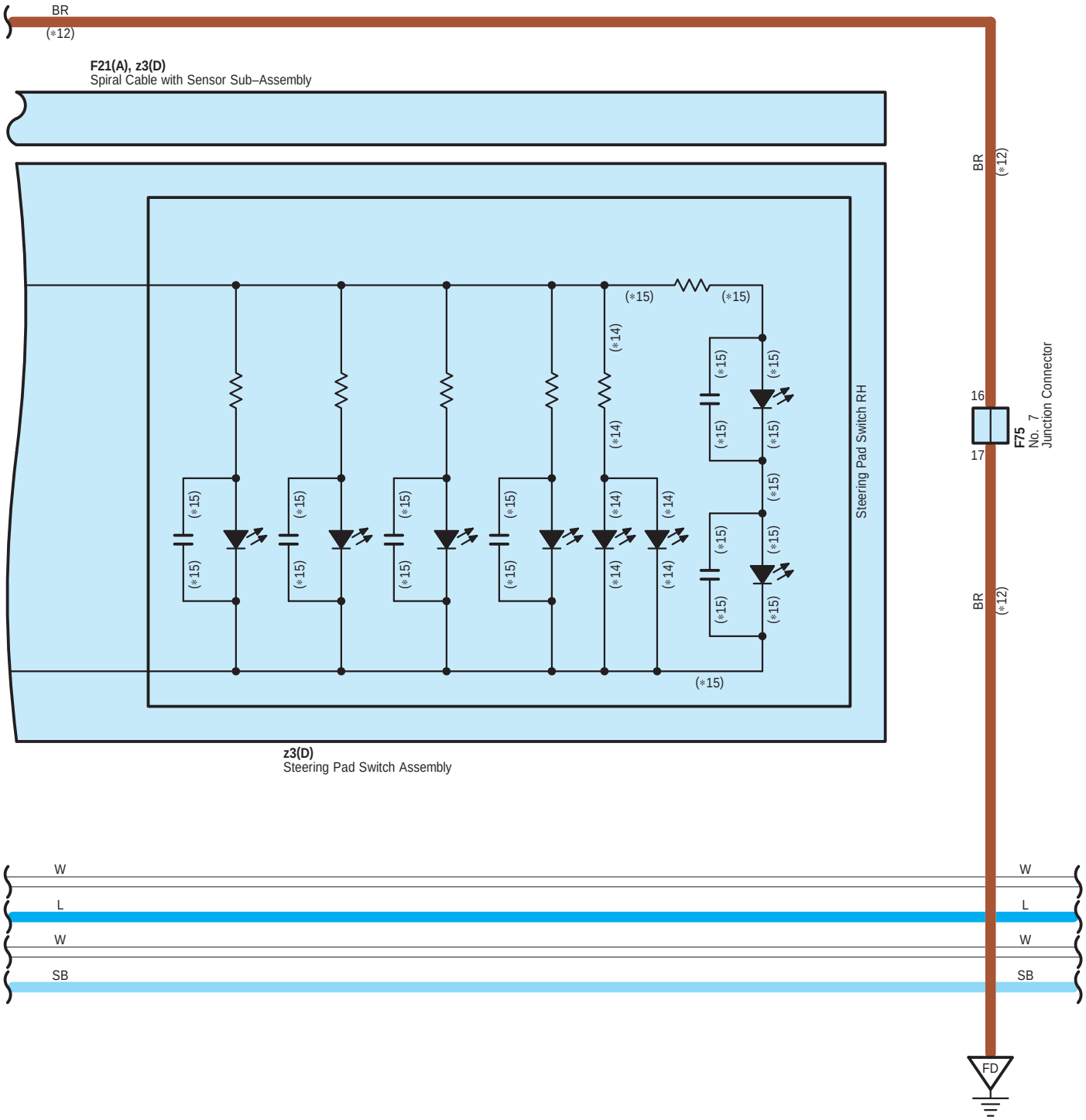

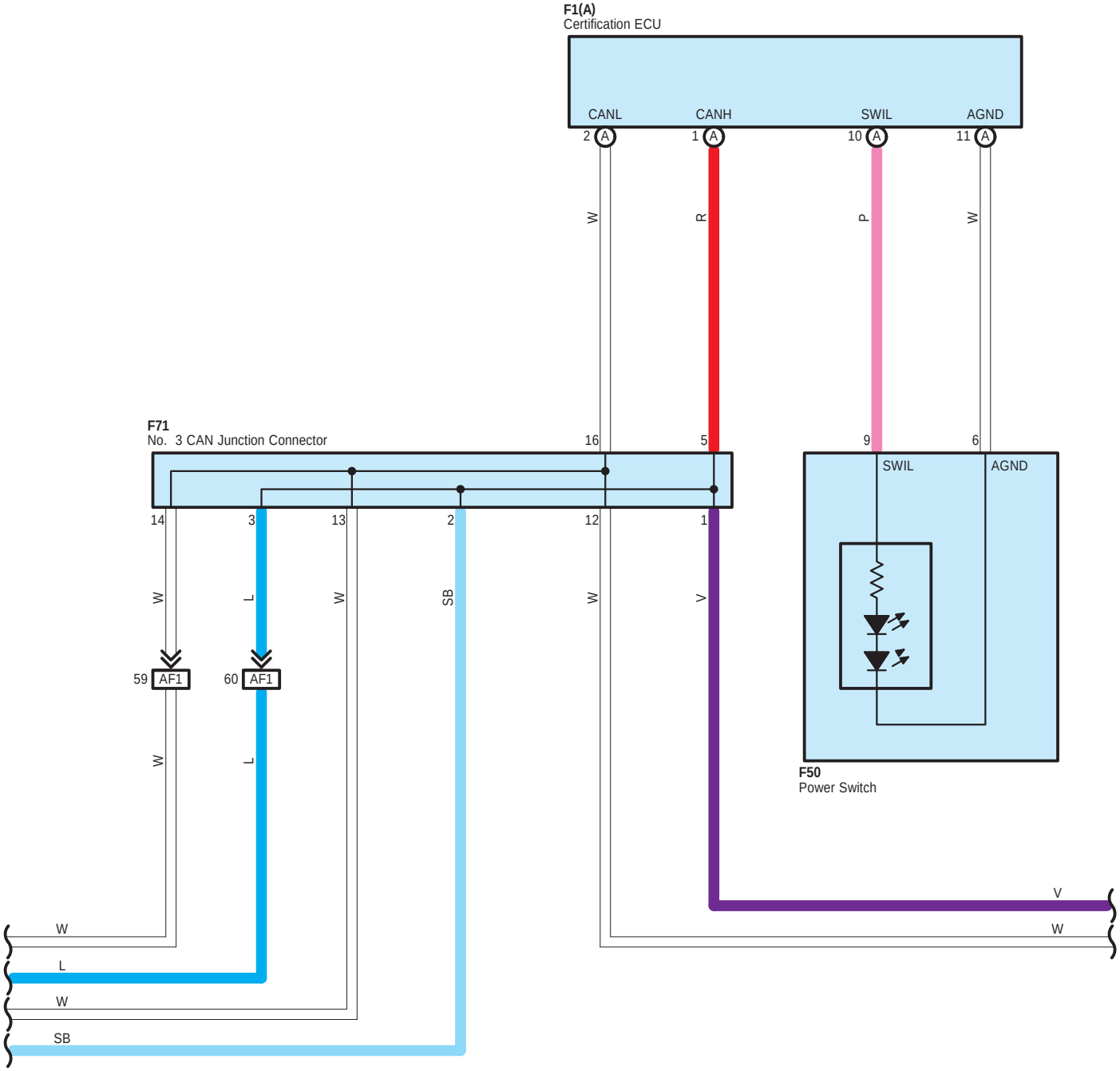
F1(A)
Certification ECU
CANL
CANH
SWIL
AGND
2 A
1 A
10 A
11 A
W
R
P
W
F71
No. 3 CAN Junction Connector
16
5
9
6
SWIL
AGND
14
3
13
2
12
1
W
L
W
SB
W
V
59 AF1
60 AF1
W
L
F50
Power Switch
V
W
W
L
W
SB

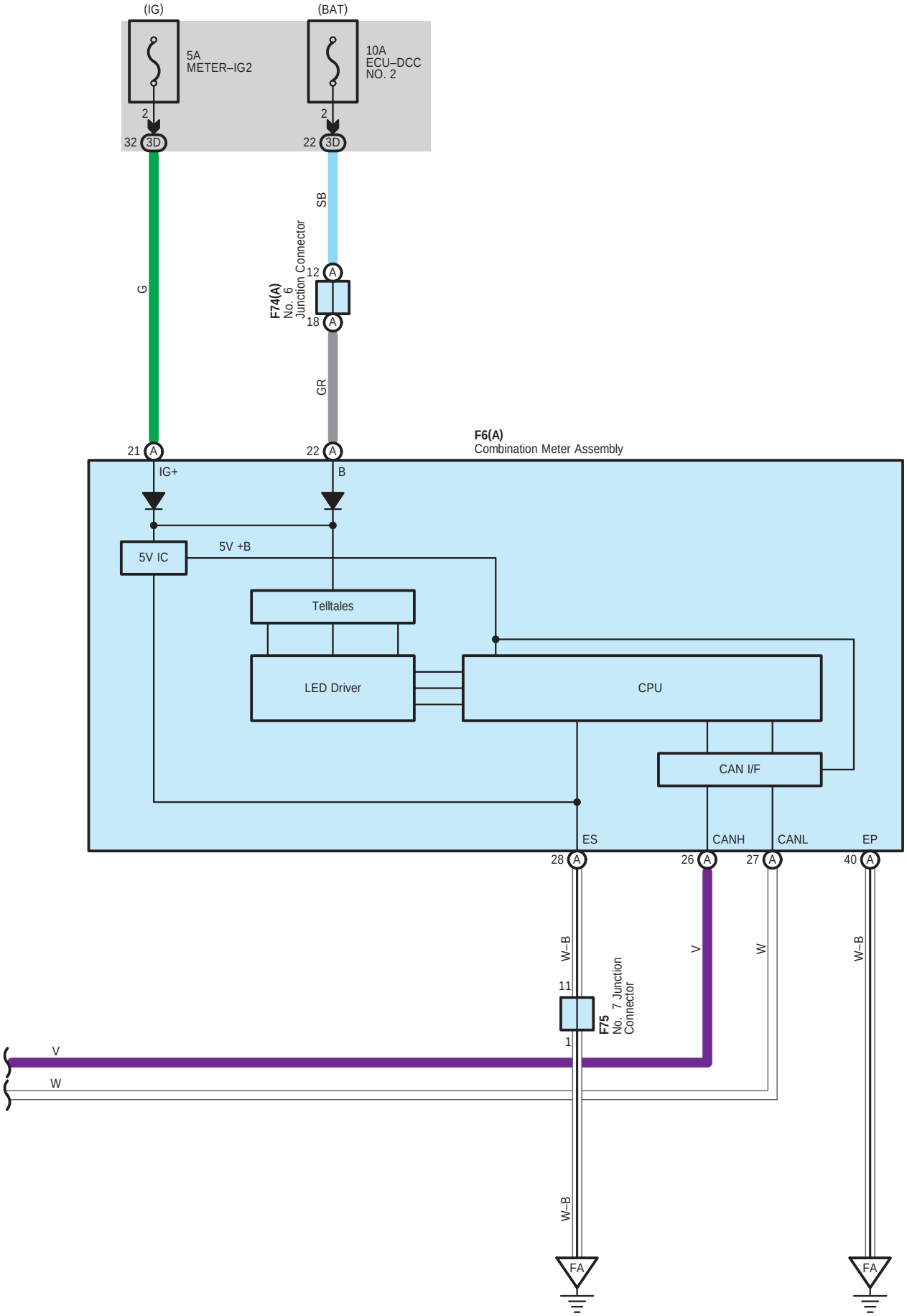
(IG)
(BAT)
5A
METER–IG2
10A
ECU–DCC
NO. 2
2
2
32 3D
22 3D
G
SB
F74(A)
No. 6
Junction Connector
12 A
18 A
GR
F6(A)
Combination Meter Assembly
21 A
22 A
IG+
B
5V IC
5V +B
Telltales
LED Driver
CPU
CAN I/F
ES
CANH
CANL
EP
28 A
26 A
27 A
40 A
W–B
V
W
W–B
11
1
F75
No. 7 Junction
Connector
V
W
W–B
FA
FA

A18

Gray

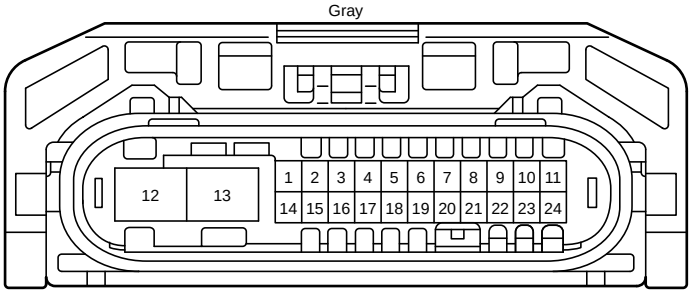

90980-12A92

A19

Gray

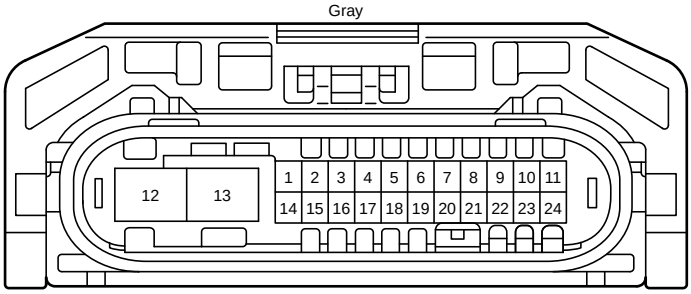

90980-12A92

A51

Black

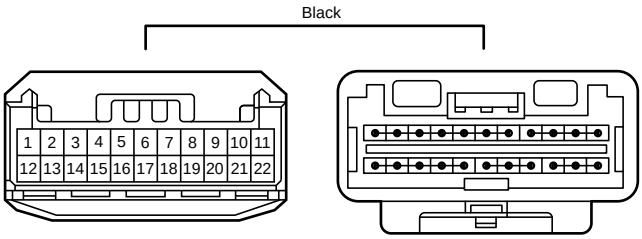

90980-12B54

A56

Black

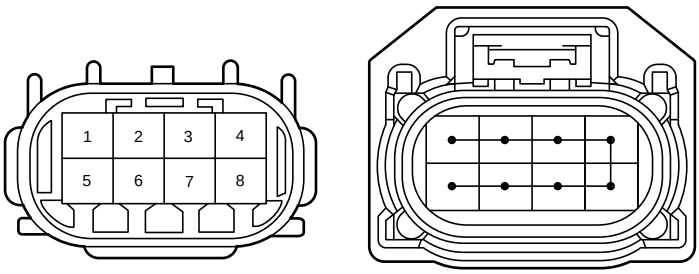

90980-12B56

A57
Black

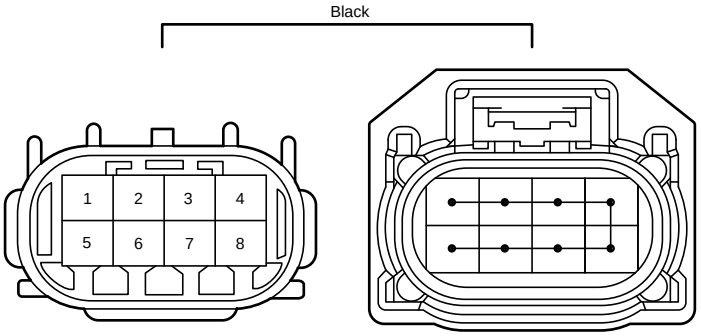

90980-12B56

A61

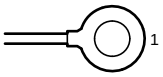

F1
White

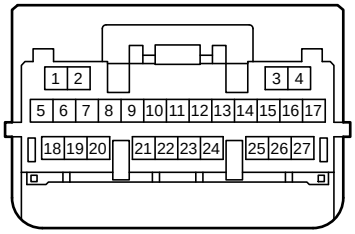

90980-12B78

F6
Black

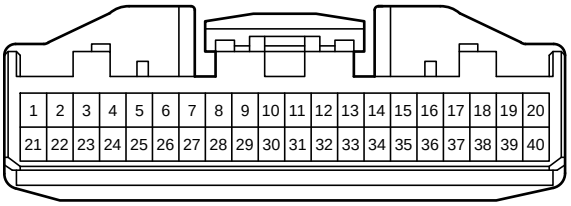

90980-12557

F11
Gray

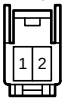

90980-11918

F12
White

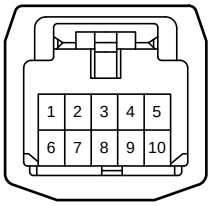

82824-78040

F17
White

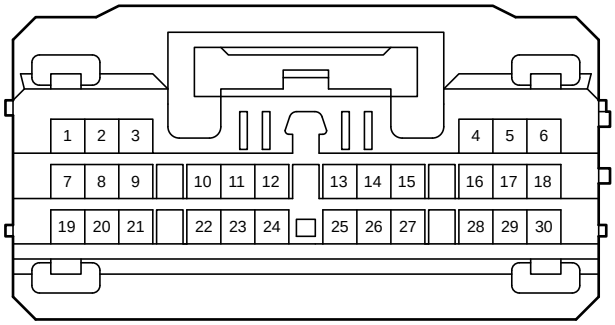

90980-12909

F21
Black

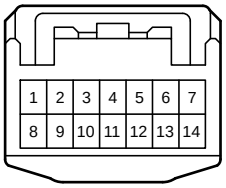

90980-12370

F24
Blue

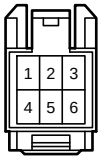

90980-12012

F25
White

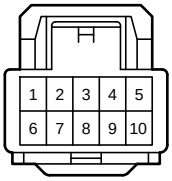

90980-12135

F31
White

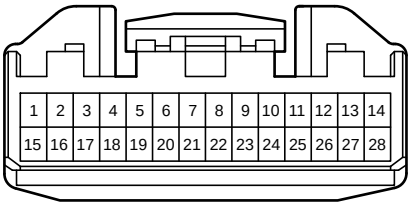

90980-12555

F32
White

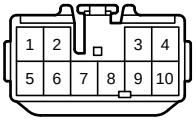

90980-10997

F33
White

90980-10996

F44
White

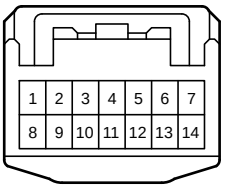

90980-12370

F49
White

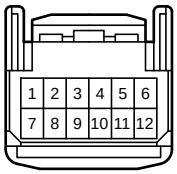

90980-12552

F50
Black

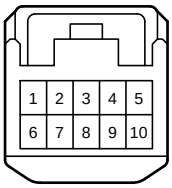

90980-12368

F52
White

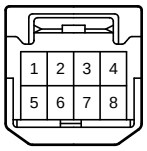

90980-12910

F53
Black

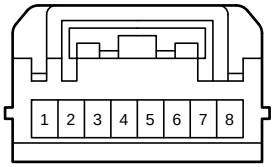

90980-12550

F64
White

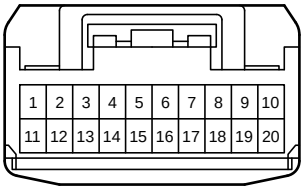

90980-12460

F71
Gray

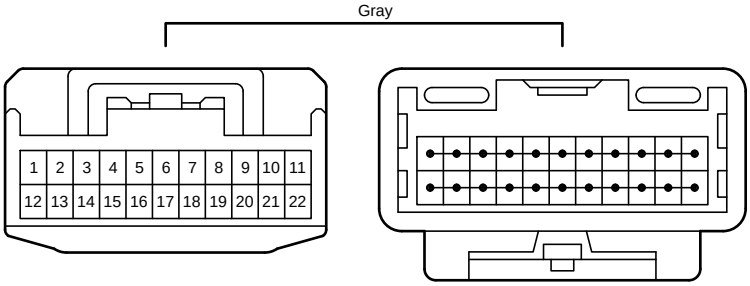

90980-12372

F74
Gray

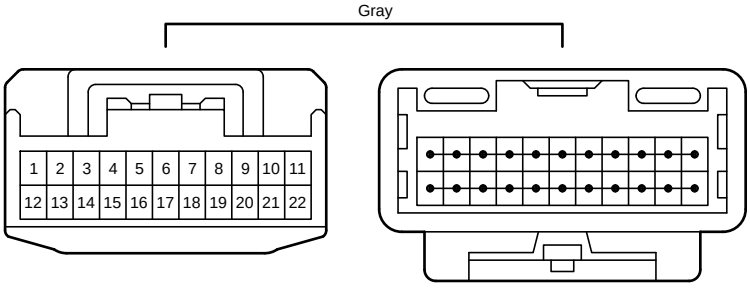

90980-12372
(RHD)

F74
White

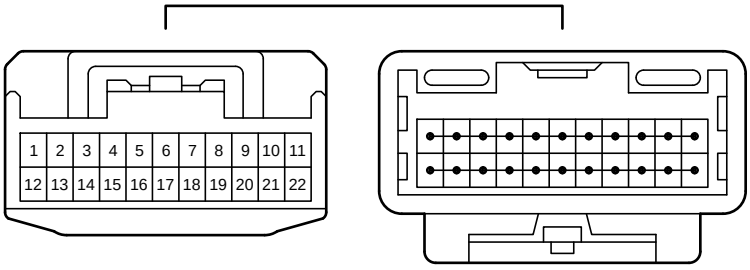

90980-12372
(LHD)

F75
Gray

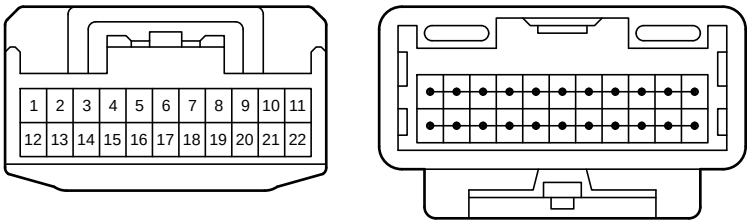

90980-12372

F82
Gray

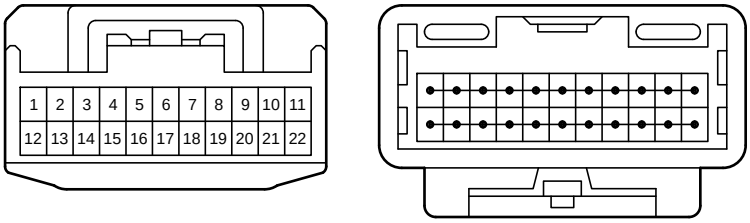

90980-12372

F83
Gray

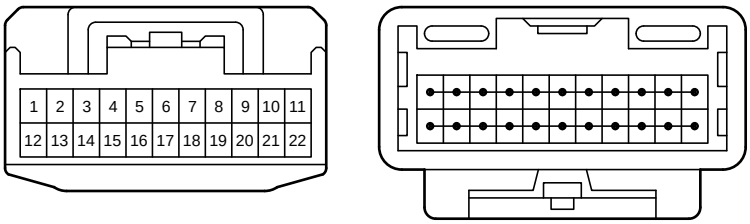

90980-12372

F86
Blue

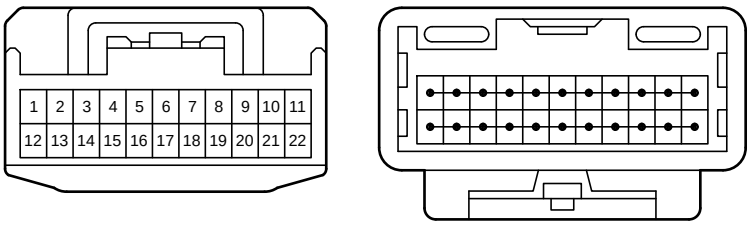

90980-12372

F90
White

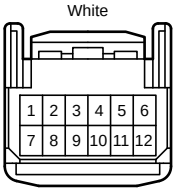

90980-12552

F92
White

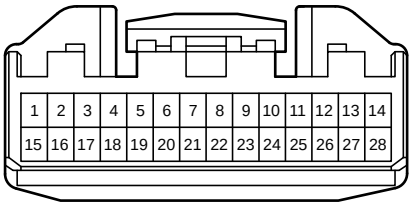

90980-12555

F93
White

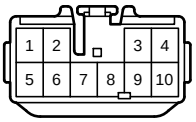

90980-10997

F94
White

90980-10996

I7
White

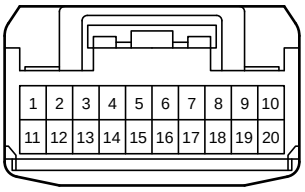

90980-12460

I11
White

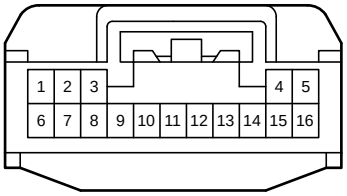

90980-12423

J9
White

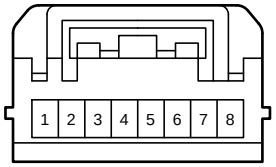

90980-12550

K3
White

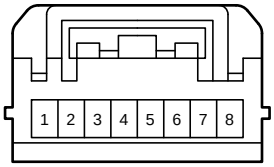

90980-12550

L4
White

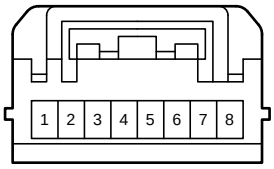

90980-12550

M42
White

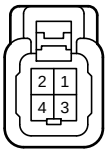

90980-10794

M43
White

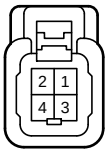

90980-10794

M74
Black

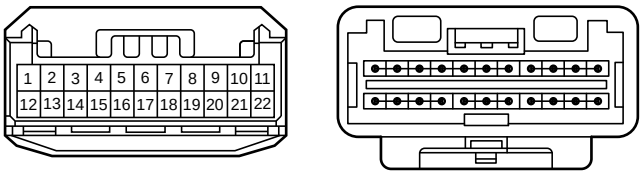

90980-12B54

M76
Black

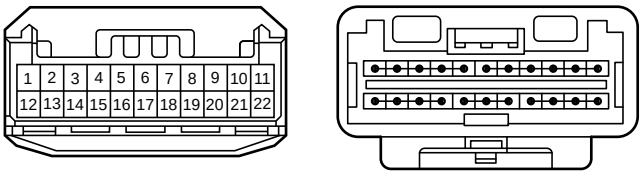

90980-12B54

O3
White

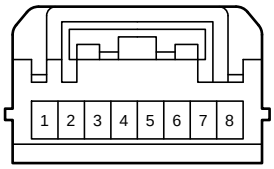

90980-12550

O4
White

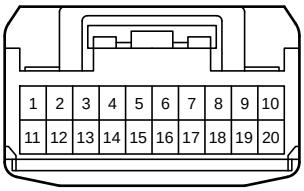

90980-12460

P11
Black

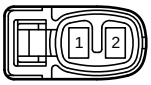

90980-11246

P12
Black

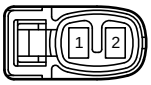

90980-11246

R3
Gray

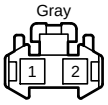

90980-11148

R4
Gray

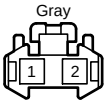

90980-11148

Z1
White

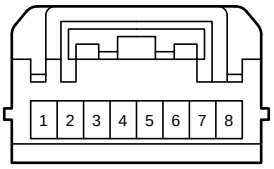

90980-12550

z3
White

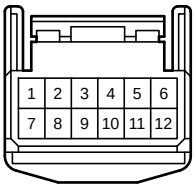

90980-12559

1A
Gray

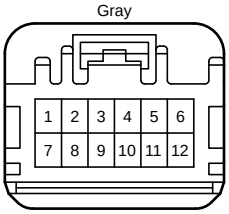

90980-12862

1B
White

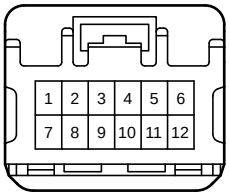

90980-12737

3A
White

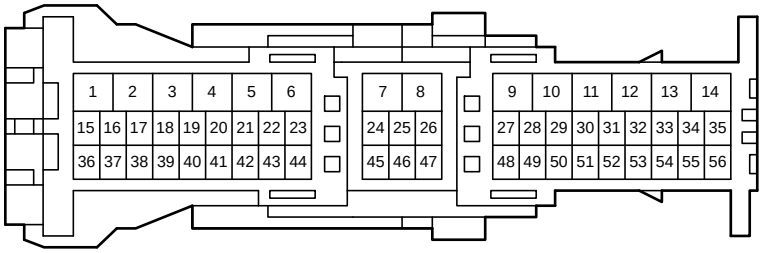

90980-12943

3D
White

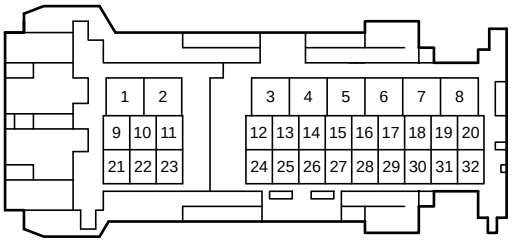

90980-12A48

3F
White

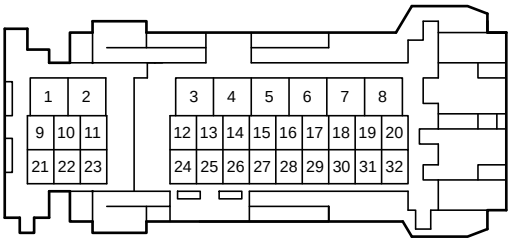

90980-12A47

3H
White

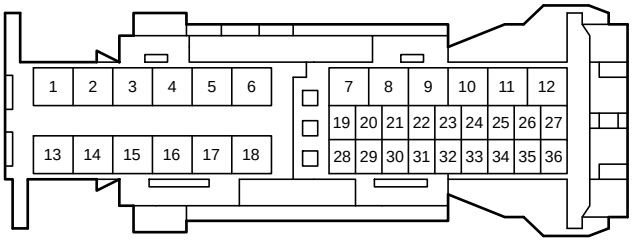

90980-12944

3K
White

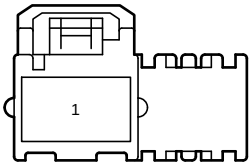

82824-74010

AF1
Gray

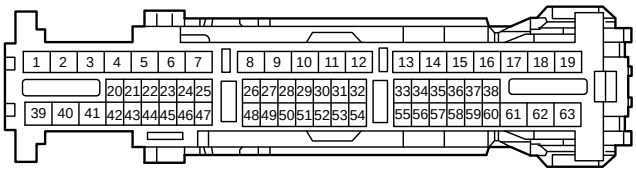

90980-12B20

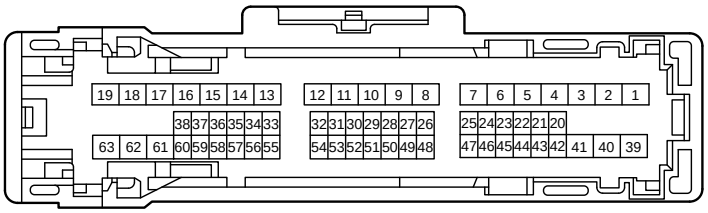

90980-12B19

FO1
White

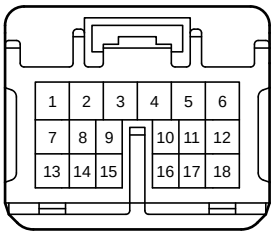

90980-12745

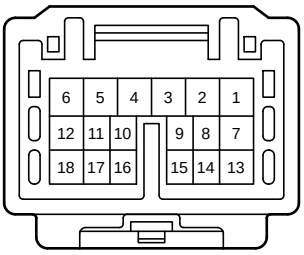

90980-12744

FO2
Black

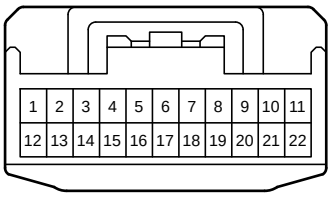

90980-12372

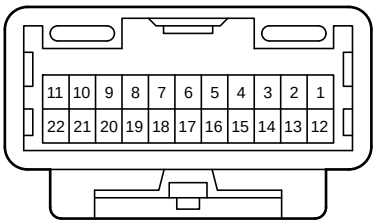

90980-12371

FZ1
White

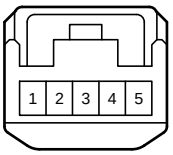

90980-12366

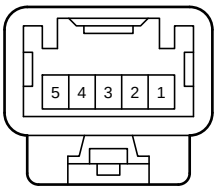

90980-12365

IM1
White

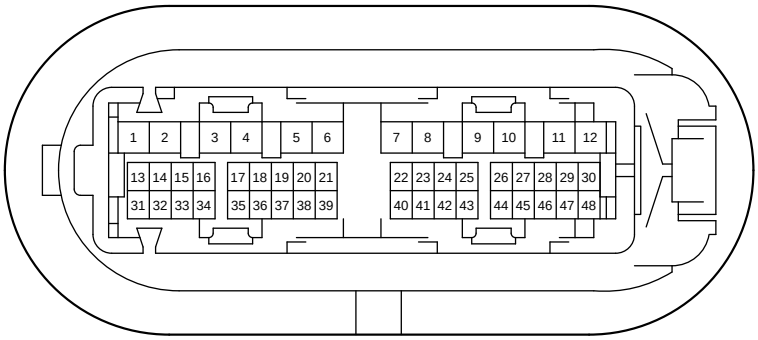

90980-12A09

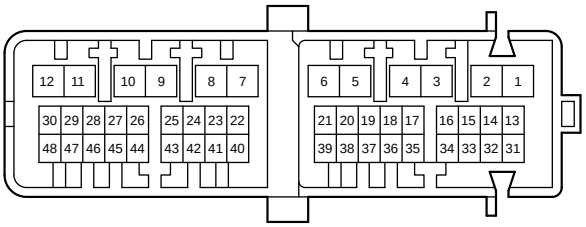

90980-12A06

JM1
White

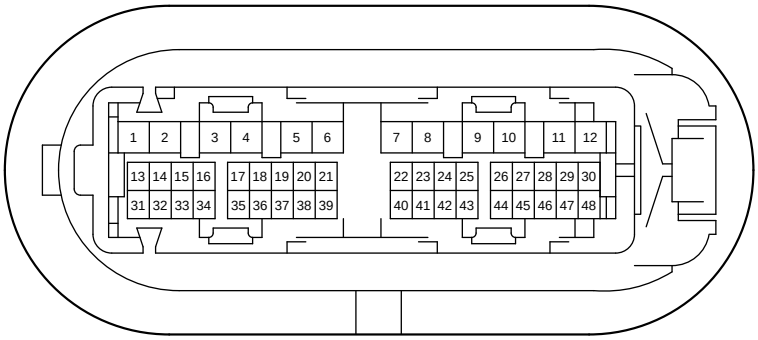

90980-12A09

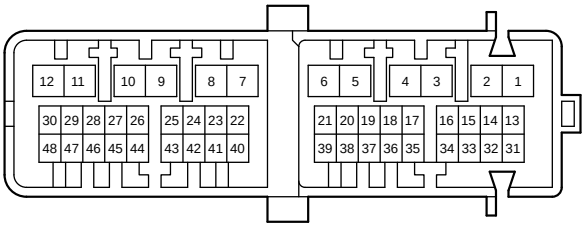

90980-12A06

KM1
White

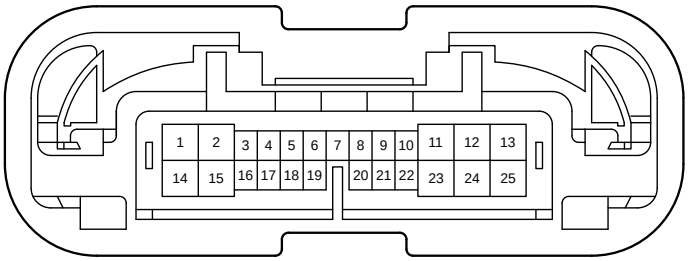

90980-12802

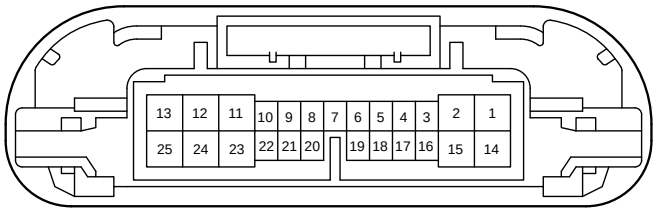

90980-12801

LM1
White

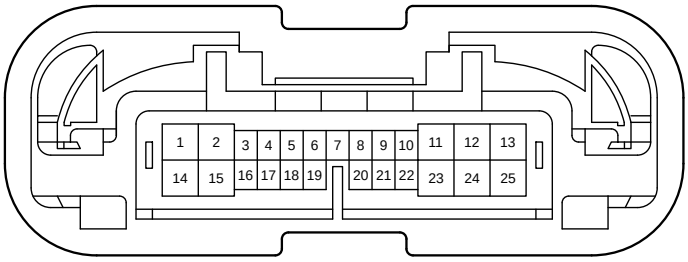

90980-12802

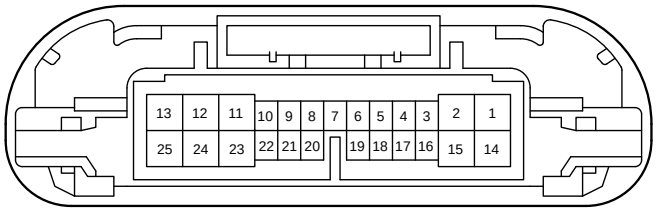

90980-12801

PM1
Black

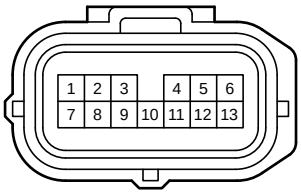

90980-12326

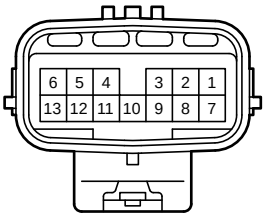

90980-12716

QM1
White

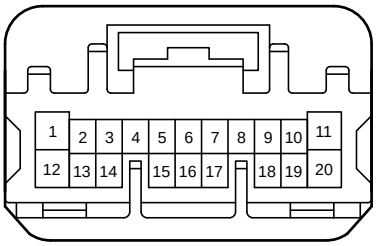

90980-12741

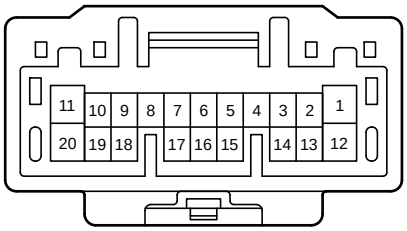

90980-12740

QM2
White

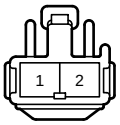

90980-10916

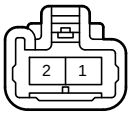

90980-10915

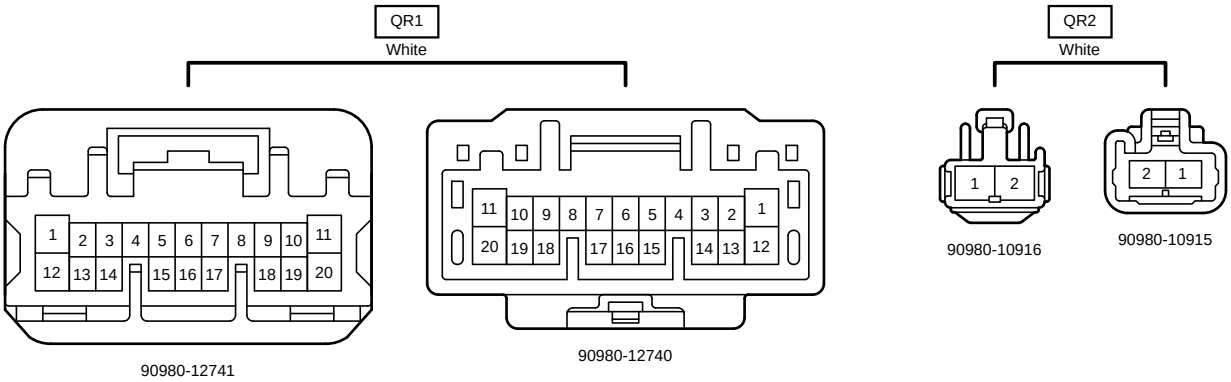
QR1
White
QR2
White
1 2 3 4 5 6 7 8 9 10 11
12 13 14 15 16 17 18 19 20
90980-12741
11 10 9 8 7 6 5 4 3 2 1
20 19 18 17 16 15 14 13 12
90980-12740
1 2
90980-10916
2 1
90980-10915