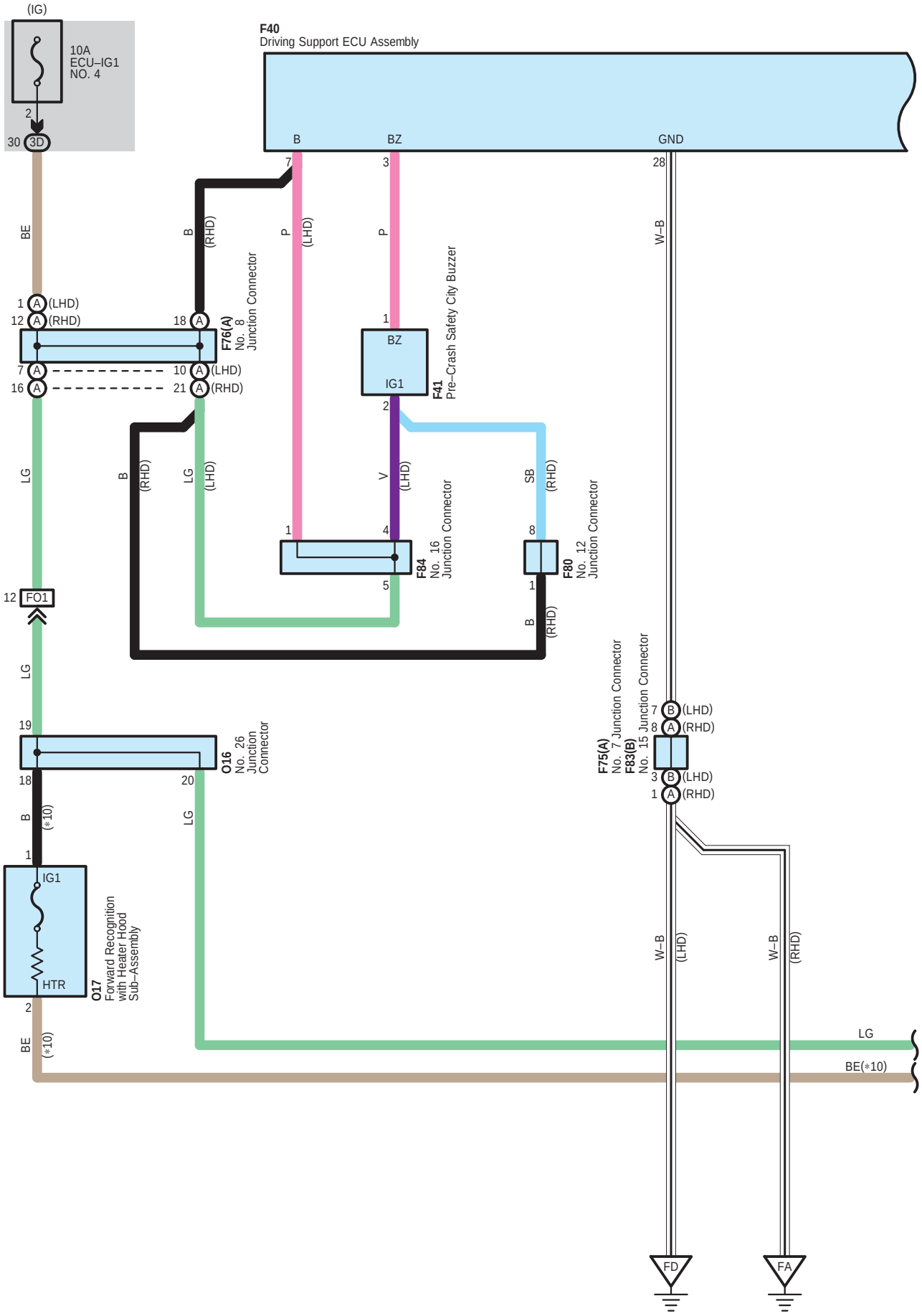
(IG)
10A
ECU–IG1
NO. 4
2
30 3D
F40
Driving Support ECU Assembly
B
BZ
GND
7
3
28
BE
B (RHD)
P (LHD)
P
W–B
1 A (LHD)
12 A (RHD)
18 A
F76(A)
No. 8
Junction Connector
7 A
16 A
10 A (LHD)
21 A (RHD)
1
BZ
IG1
F41
Pre–Crash Safety City Buzzer
2
LG
B (RHD)
LG (LHD)
V (LHD)
SB (RHD)
1
4
8
F84
No. 16
Junction Connector
5
F80
No. 12
Junction Connector
1
B (RHD)
12 FO1
LG
19
O16
No. 26
Junction
Connector
18
20
B (*10)
LG
1
IG1
HTR
O17
Forward Recognition
with Heater Hood
Sub–Assembly
2
BE (*10)
F75(A)
No. 7 Junction Connector
F83(B)
No. 15 Junction Connector
7 B (LHD)
8 A (RHD)
3 B (LHD)
1 A (RHD)
W–B (LHD)
W–B (RHD)
LG
BE(*10)
FD
FA

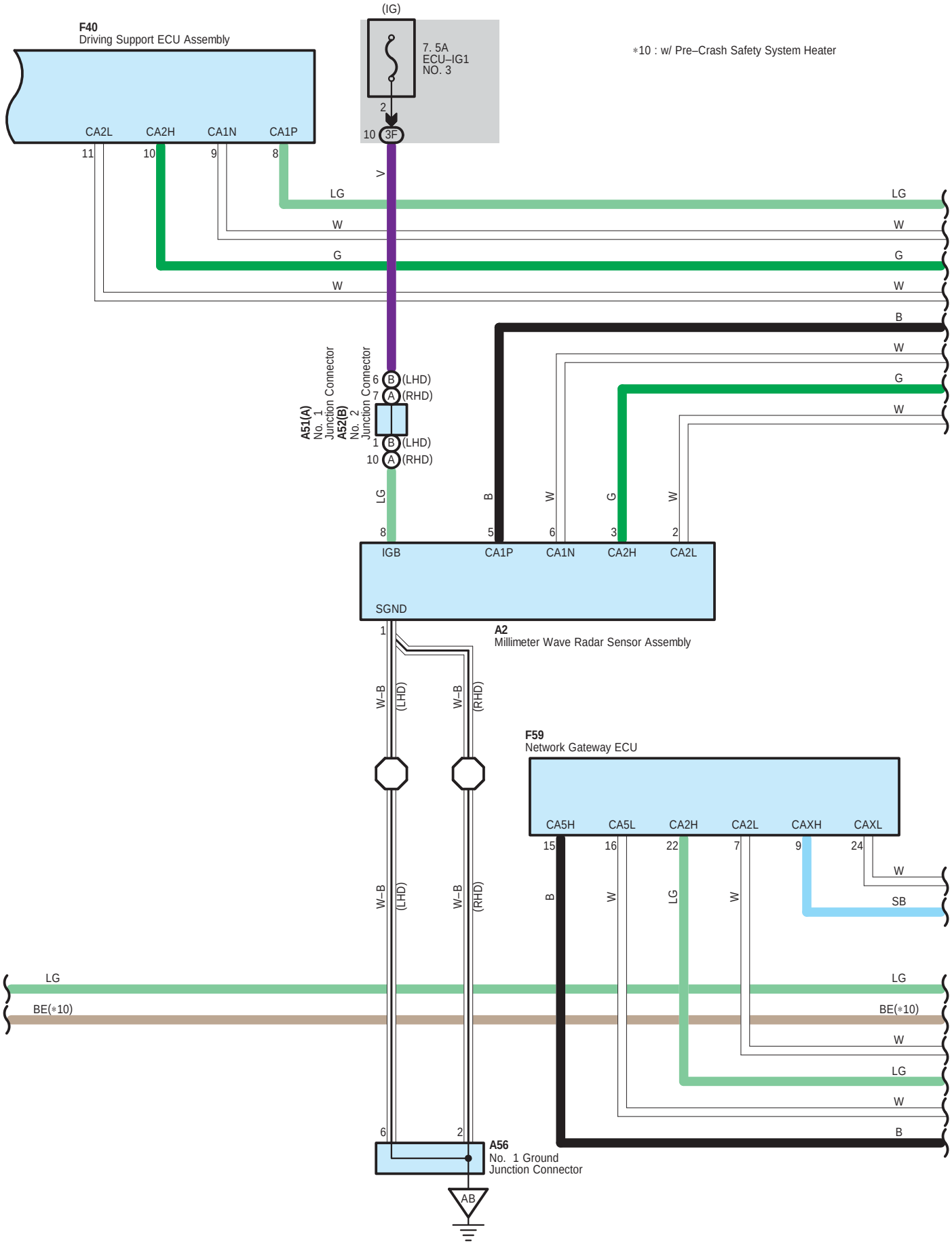
F40
Driving Support ECU Assembly
CA2L
CA2H
CA1N
CA1P
11
10
9
8
(IG)
7. 5A
ECU–IG1
NO. 3
2
10
3F
∗10 : w/ Pre–Crash Safety System Heater
V
LG
W
G
W
B
W
G
W
A51(A)
No. 1
Junction Connector
A52(B)
No. 2
Junction Connector
6 B (LHD)
7 A (RHD)
1 B (LHD)
10 A (RHD)
LG
B
W
G
W
8
5
6
3
2
IGB
CA1P
CA1N
CA2H
CA2L
SGND
1
A2
Millimeter Wave Radar Sensor Assembly
W–B
(LHD)
W–B
(RHD)
F59
Network Gateway ECU
CA5H
CA5L
CA2H
CA2L
CAXH
CAXL
15
16
22
7
9
24
W
SB
B
W
LG
W
LG
BE(∗10)
LG
BE(∗10)
W
LG
W
B
6
2
A56
No. 1 Ground
Junction Connector
AB

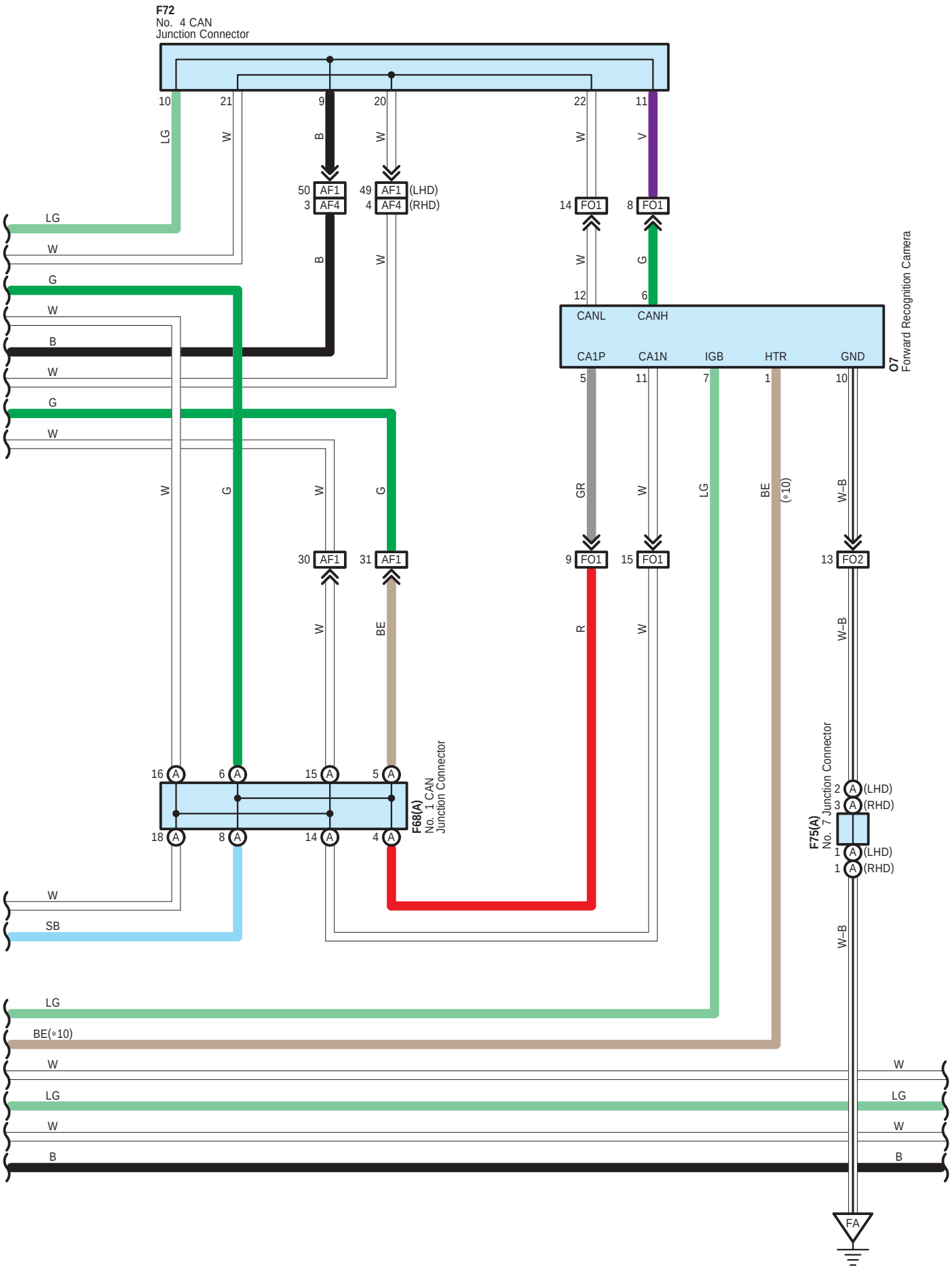
F72
No. 4 CAN
Junction Connector
10
21
9
20
22
11
LG
W
B
W
W
V
50 AF1
3 AF4
49 AF1 (LHD)
4 AF4 (RHD)
14 FO1
8 FO1
LG
W
G
W
B
W
G
W
B
W
G
12
6
CANL
CANH
CA1P
CA1N
IGB
HTR
GND
O7
Forward Recognition Camera
5
11
7
1
10
W
G
W
G
GR
W
LG
BE
(*10)
W–B
30 AF1
31 AF1
9 FO1
15 FO1
13 FO2
W
BE
R
W
W–B
16 A
6 A
15 A
5 A
18 A
8 A
14 A
4 A
F68(A)
No. 1 CAN
Junction Connector
F75(A)
No. 7 Junction Connector
2 A (LHD)
3 A (RHD)
1 A (LHD)
1 A (RHD)
W
SB
W–B
LG
BE(*10)
W
LG
W
B
W
LG
W
B
FA

∗ 9 : w/ Headup Display
∗10 : w/ Pre–Crash Safety System Heater
∗11 : Before Nov. 2017 Production
∗12 : From Nov. 2017 Production

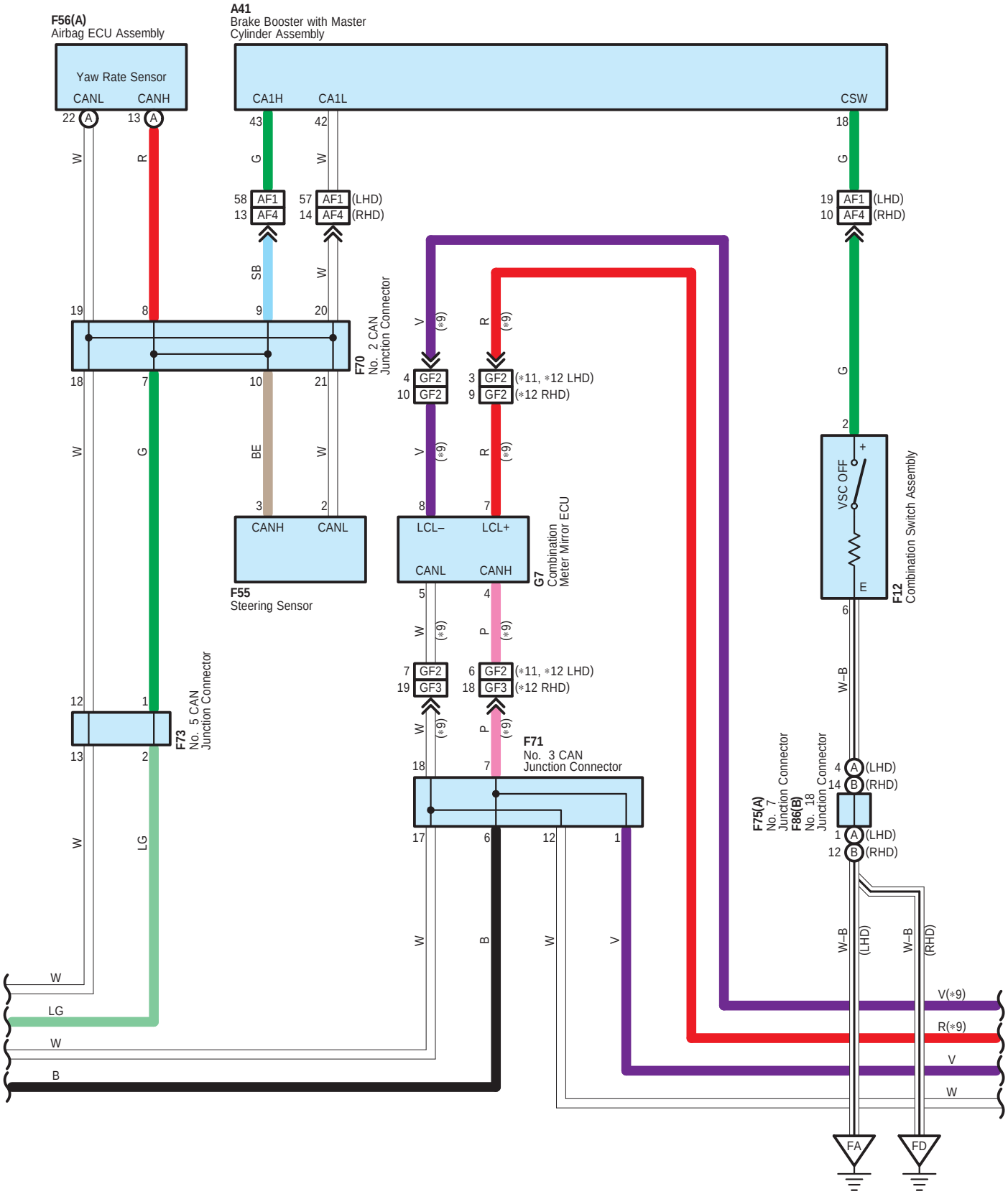

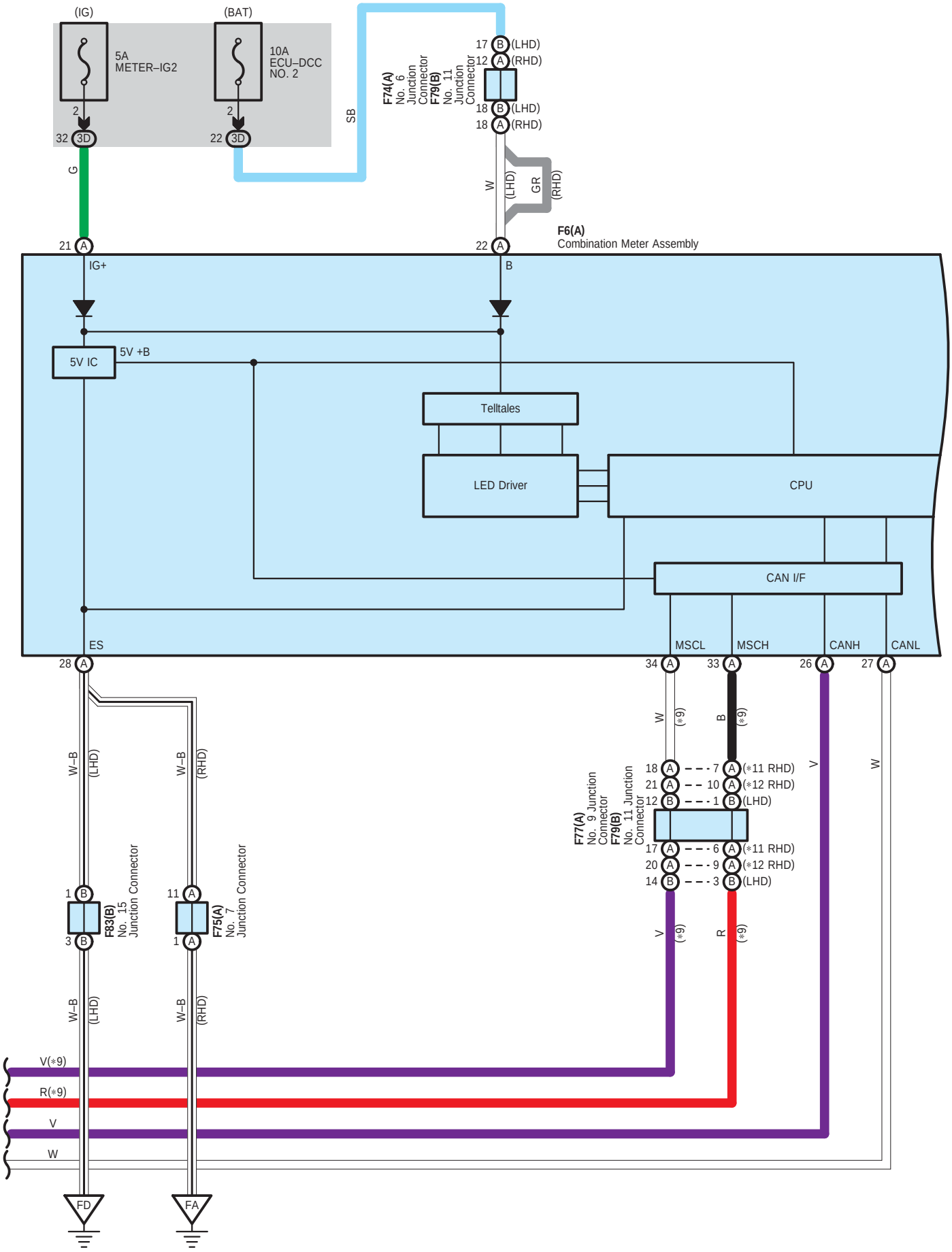
(IG)
(BAT)
5A
METER–IG2
10A
ECU–DCC
NO. 2
2
32 3D
22 3D
SB
G
F74(A)
No. 6
Junction
Connector
F79(B)
No. 11
Junction
Connector
17 B (LHD)
12 A (RHD)
18 B (LHD)
18 A (RHD)
W
(LHD)
GR
(RHD)
F6(A)
Combination Meter Assembly
21 A
IG+
22 A
B
5V IC
5V +B
Telltales
LED Driver
CPU
CAN I/F
ES
28 A
MSCL
MSCH
CANH
CANL
34 A
33 A
26 A
27 A
W
(*9)
B
(*9)
V
W
W–B
(LHD)
W–B
(RHD)
F77(A)
No. 9 Junction
Connector
F79(B)
No. 11 Junction
Connector
18 A 7 A (*11 RHD)
21 A 10 A (*12 RHD)
12 B 1 B (LHD)
17 A 6 A (*11 RHD)
20 A 9 A (*12 RHD)
14 B 3 B (LHD)
1 B
3 B
F83(B)
No. 15
Junction Connector
11 A
1 A
F75(A)
No. 7
Junction Connector
V
(*9)
R
(*9)
W–B
(LHD)
W–B
(RHD)
V(*9)
R(*9)
V
W
FD
FA

∗ 1 : w/ Navigation System
∗ 2 : w/o Navigation System
∗ 5 : w/ Audio System
∗ 6 : w/o Audio System
∗ 9 : w/ Headup Display
∗11 : Before Nov. 2017 Production
∗12 : From Nov. 2017 Production

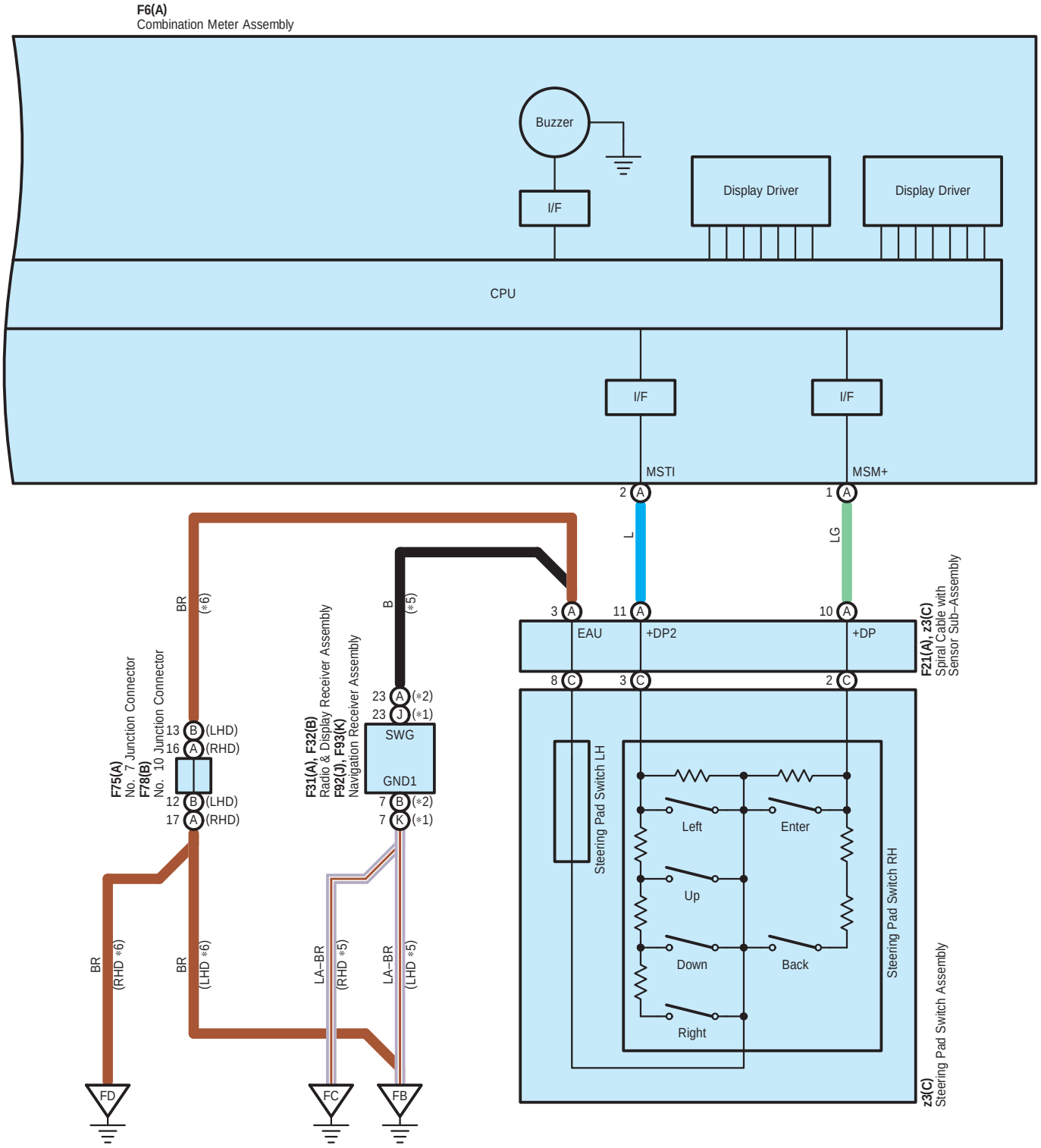

A2
Black



90980-12520

A41
Black

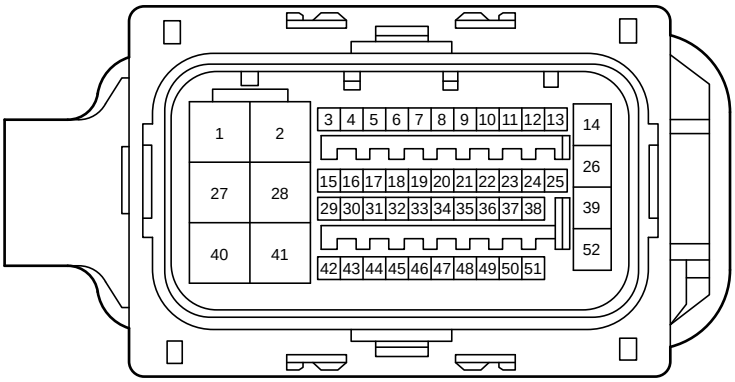

90980-12B87

A51
Black

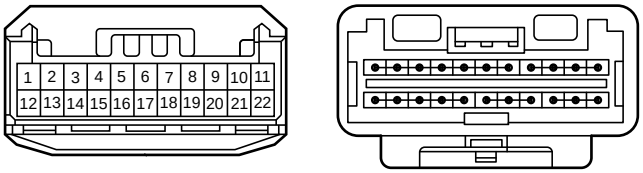

90980-12B54

A52
Black

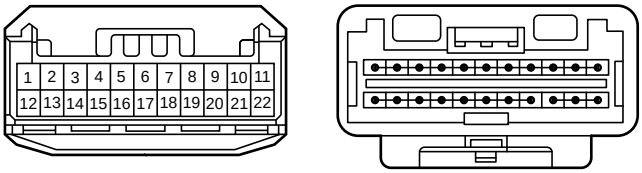

90980-12B54

A56
Black

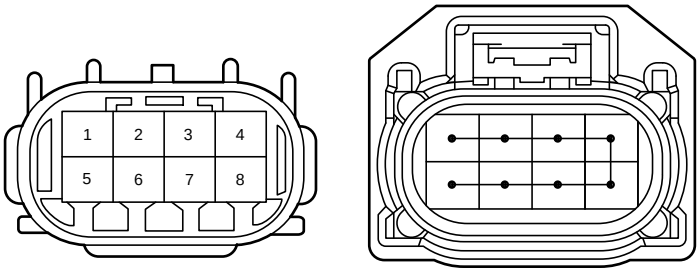

90980-12B56

F6
Black

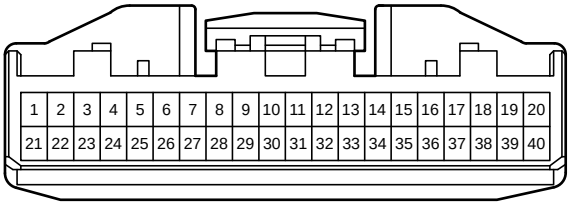

90980-12557

F12
White

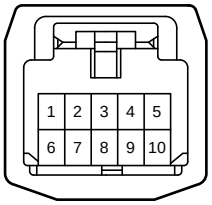

82824-78040

F21
Black

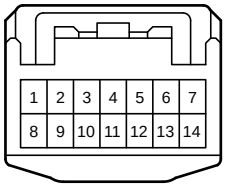

90980-12370

F31
White

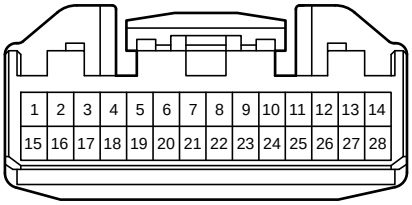

90980-12555

F32
White

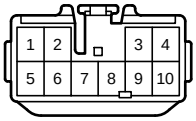

90980-10997

F40
White

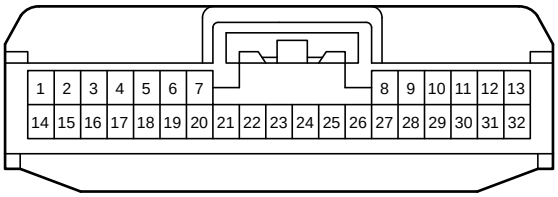

90980-12422

F41
Blue

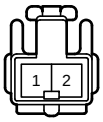

90980-10860

F55
Blue

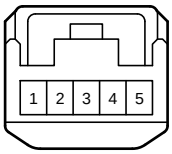

90980-12366

F56
Yellow

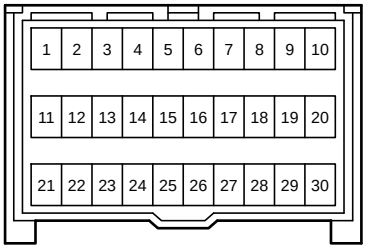

90980-12391

F59
Black

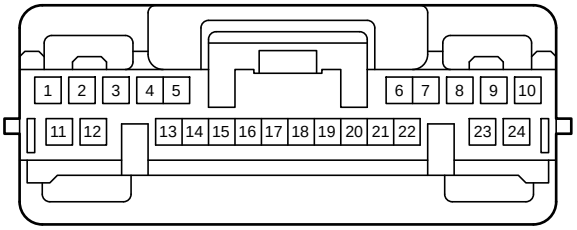

90980-12912

F68
White

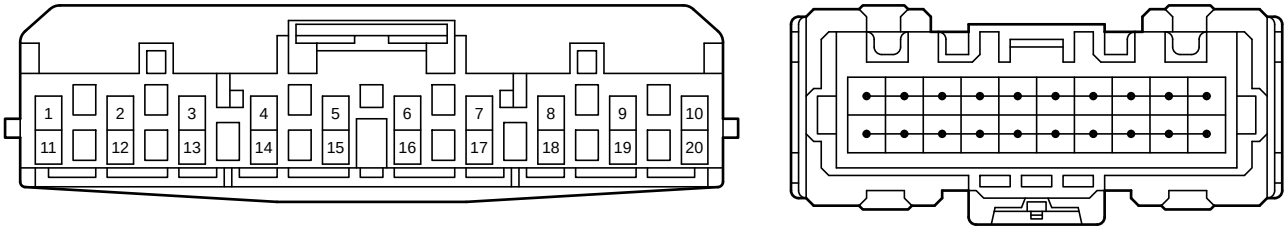

90980-12A58

F70
Black

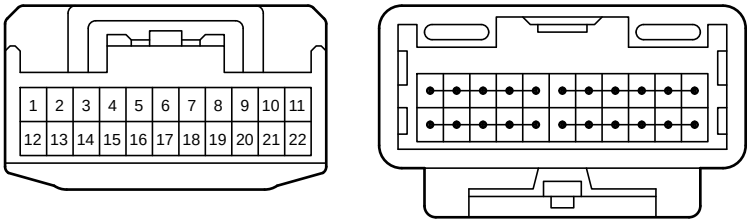

90980-12372

F71
Gray

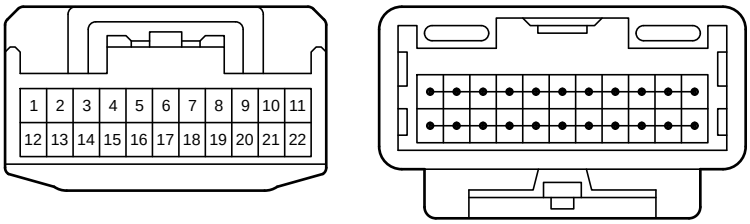

90980-12372

F72
Black

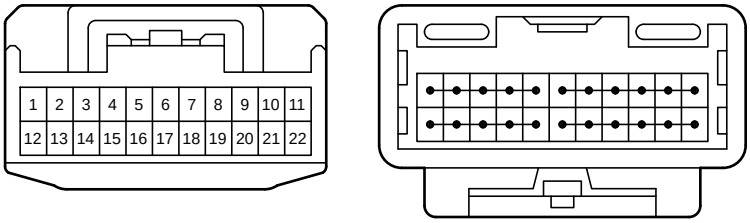

90980-12372

F73
Gray

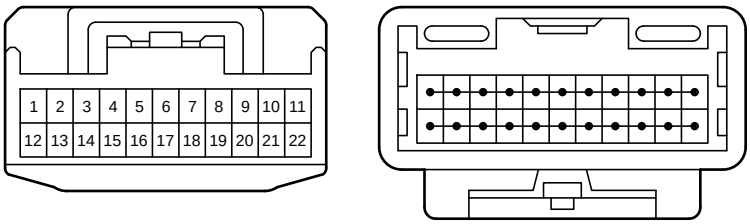

90980-12372

F74
Gray

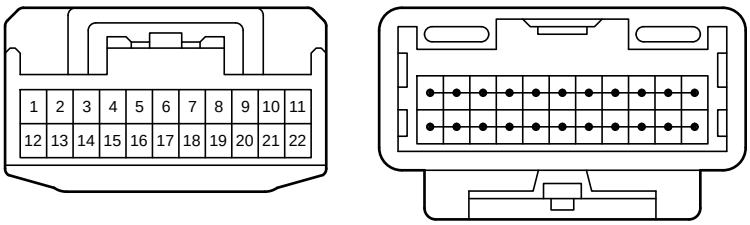

90980-12372
(RHD)

F74
White

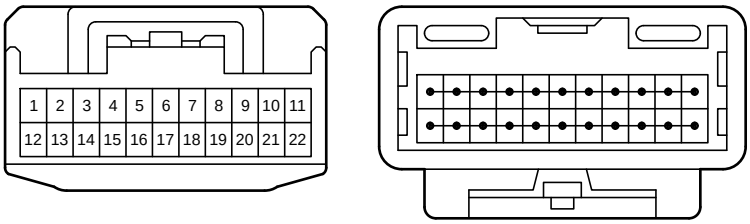

90980-12372
(LHD)

F75
Gray

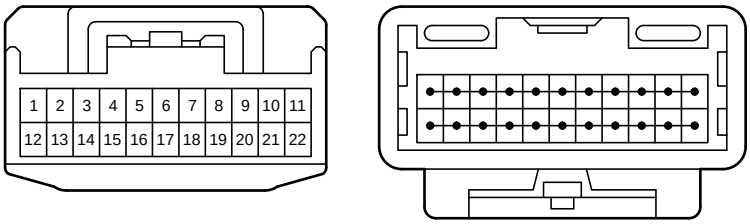

90980-12372

F76
Gray

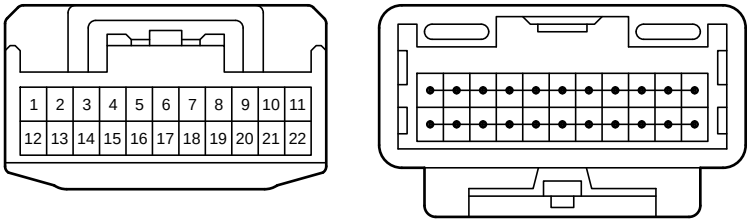

90980-12372

F77
Blue

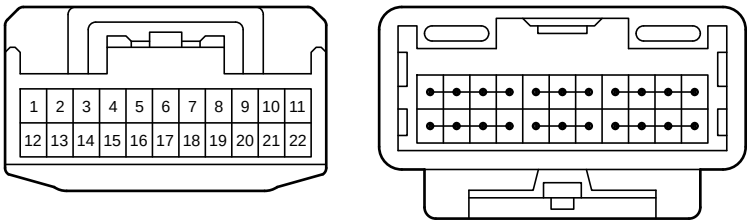

90980-12372

F78

Gray

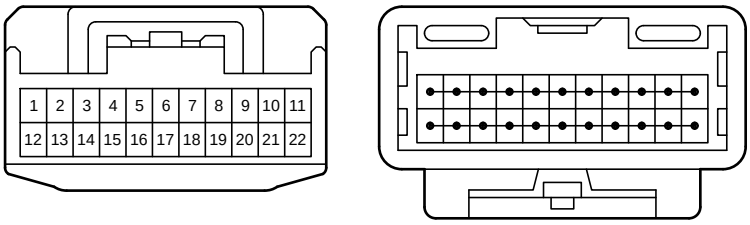

90980-12372

F79

White

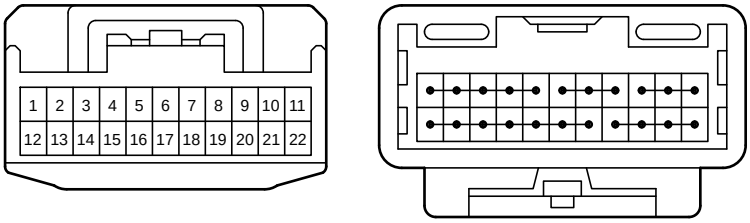

90980-12372

F80

Gray

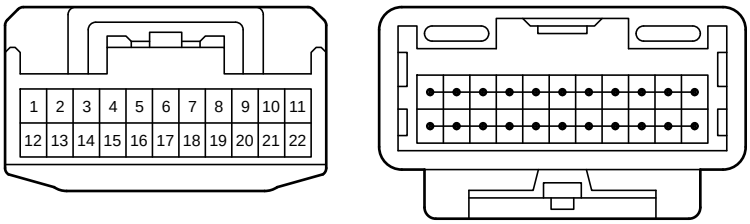

90980-12372

F83

Gray

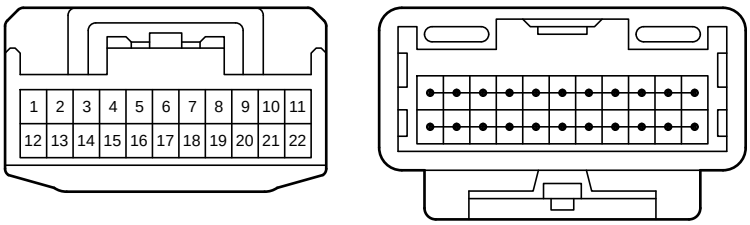

90980-12372

F84
Black

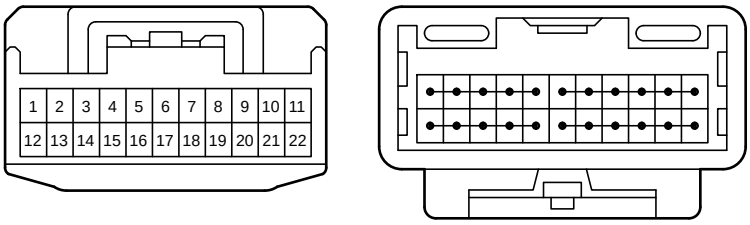

90980-12372

F86
Blue

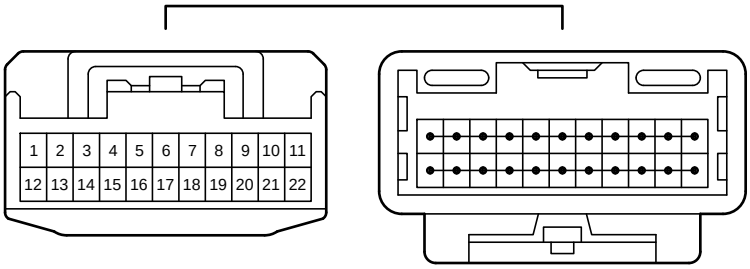

90980-12372

F92
White

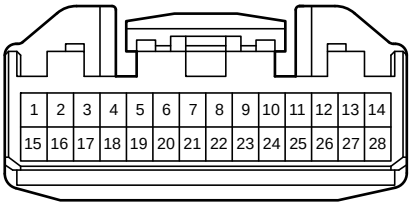

90980-12555

F93
White

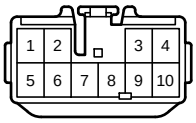

90980-10997

G7
Black



90980-12553

O7
Gray

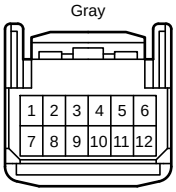

90980-12552

O16
Black

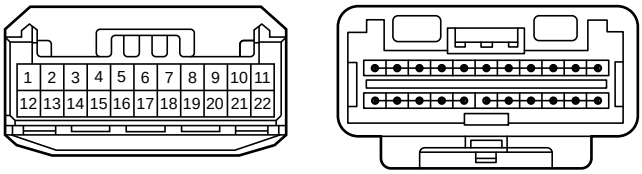

90980-12B54

O17
White

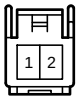

90980-12063

z3
White

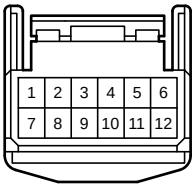

90980-12559

3D
White

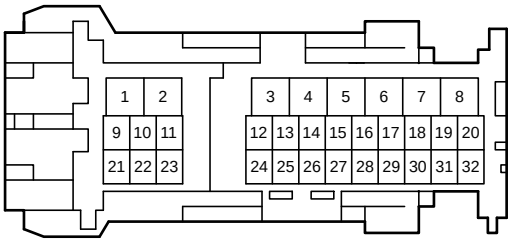

90980-12A48

3F
White

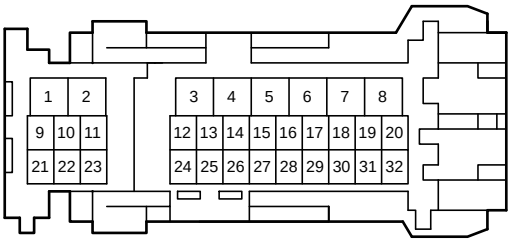

90980-12A47

AF1
Gray

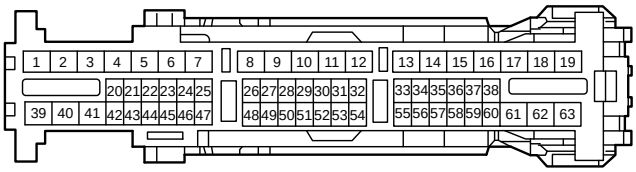

90980-12B20

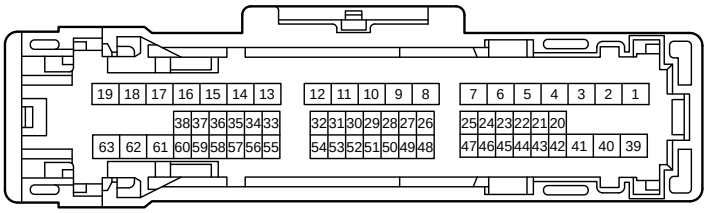

90980-12B19

AF4
Gray

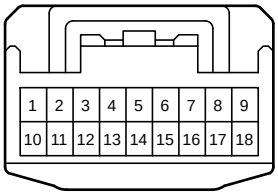

90980-12412

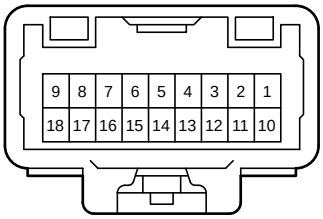

90980-12411

FO1
White

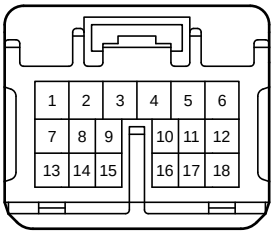

90980-12745

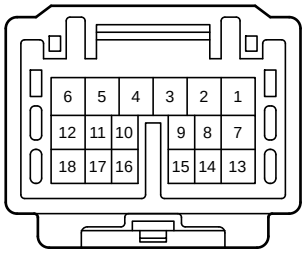

90980-12744

FO2
Black

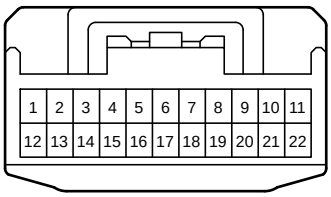

90980-12372

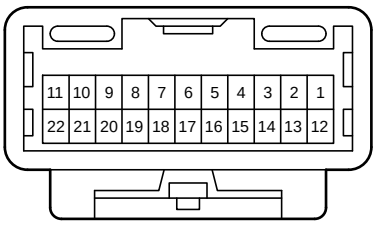

90980-12371

GF2
White

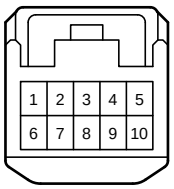

90980-12368

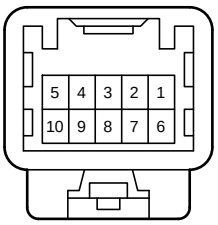

90980-12367

GF3
White

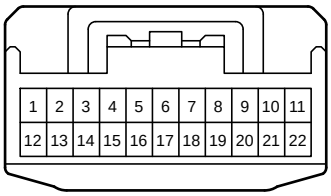

90980-12372

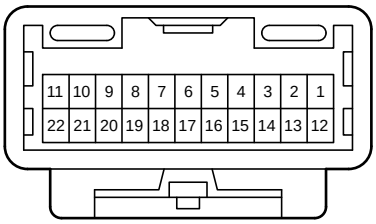

90980-12371