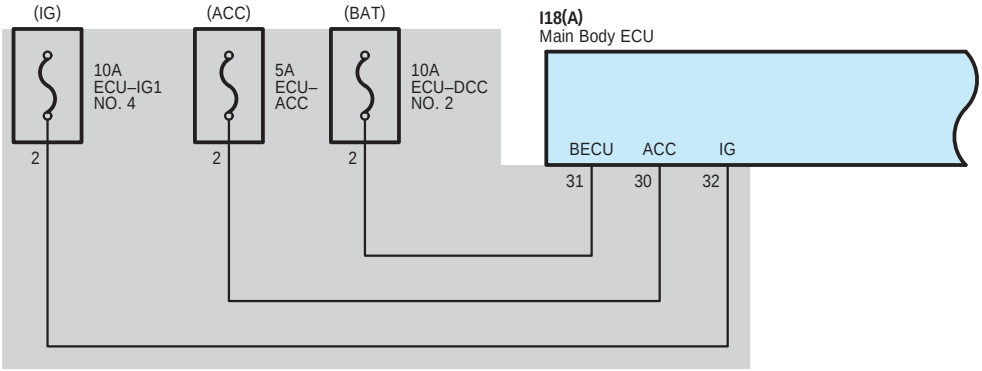
(IG)
(ACC)
(BAT)
I18(A)
Main Body ECU
10A
ECU–IG1
NO. 4
5A
ECU–
ACC
10A
ECU–DCC
NO. 2
2
2
2
BECU
ACC
IG
31
30
32

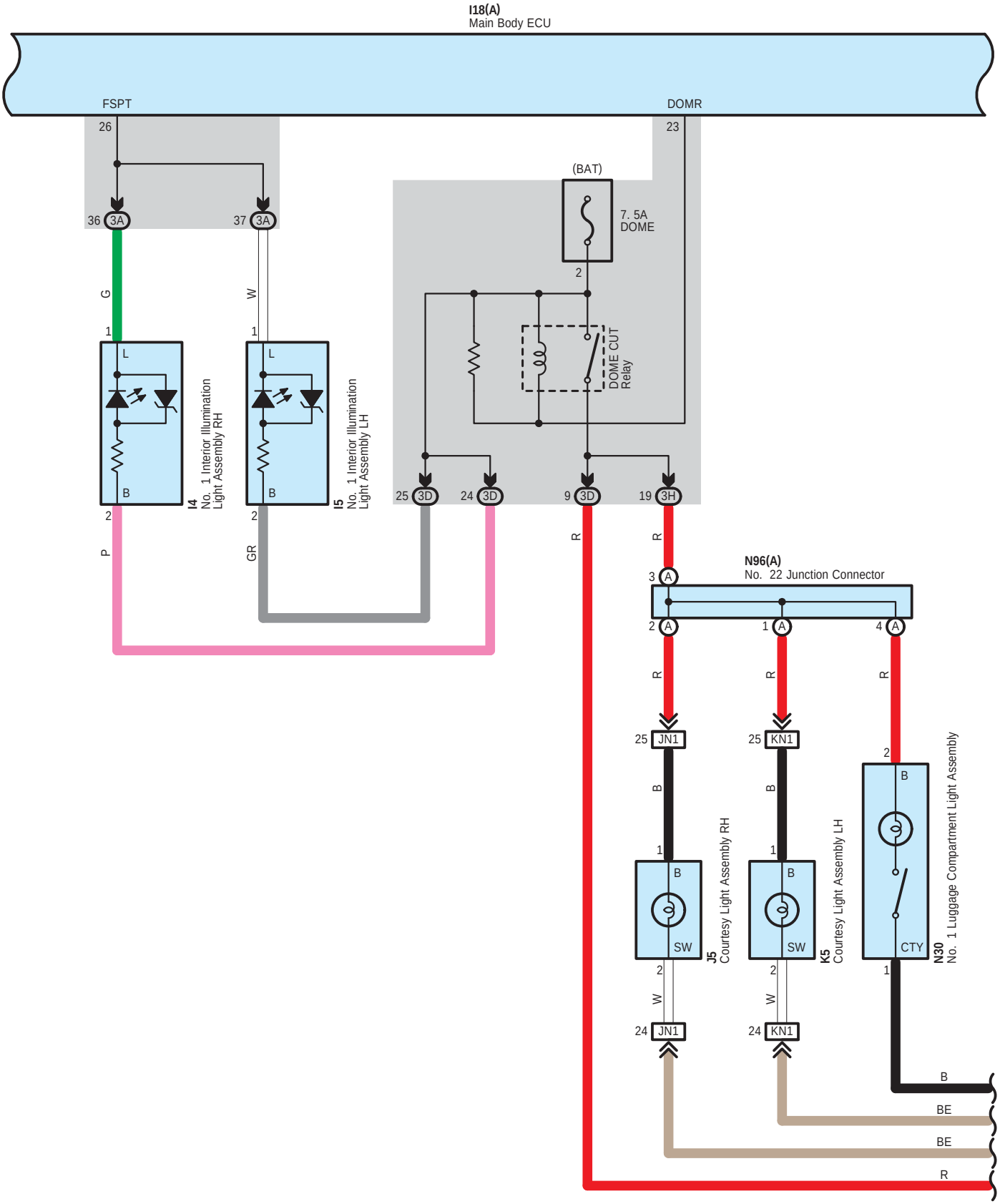
I18(A)
Main Body ECU
FSPT
DOMR
26
23
36 3A
37 3A
(BAT)
7. 5A
DOME
2
G
W
1
L
B
I4
No. 1 Interior Illumination
Light Assembly RH
I5
No. 1 Interior Illumination
Light Assembly LH
DOME CUT
Relay
25 3D
24 3D
9 3D
19 3H
P
GR
R
N96(A)
No. 22 Junction Connector
3 A
2 A
1 A
4 A
25 JN1
25 KN1
B
SW
J5
Courtesy Light Assembly RH
K5
Courtesy Light Assembly LH
CTY
N30
No. 1 Luggage Compartment Light Assembly
24 JN1
24 KN1
BE

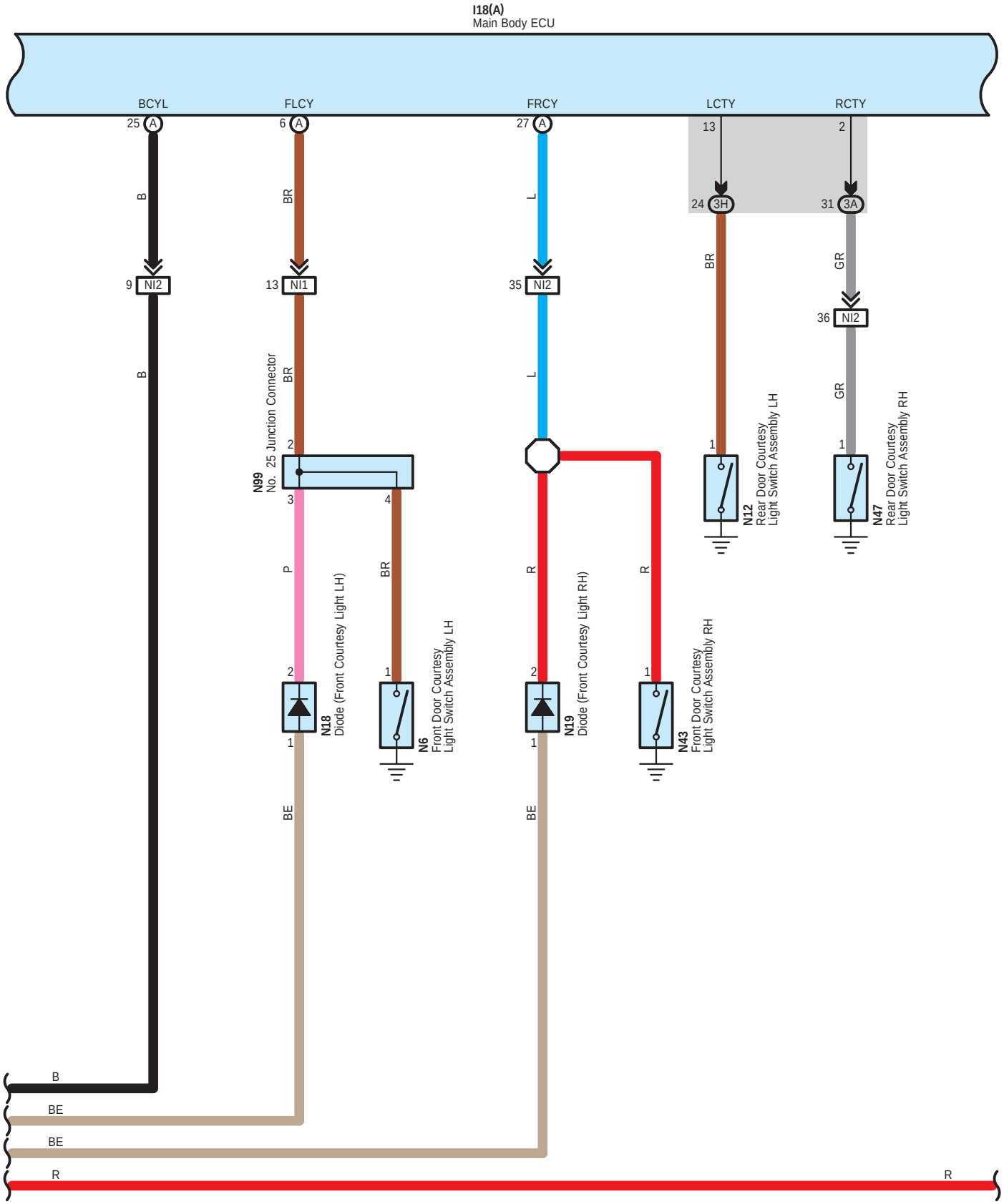
I18(A)
Main Body ECU
BCYL
FLCY
FRCY
LCTY
RCTY
25 A
6 A
27 A
13
2
24 3H
31 3A
B
BR
L
BR
GR
9 NI2
13 NI1
35 NI2
36 NI2
B
BR
L
GR
N99
No. 25 Junction Connector
2
3
4
1
N12
Rear Door Courtesy
Light Switch Assembly LH
N47
Rear Door Courtesy
Light Switch Assembly RH
P
BR
R
R
2
1
N18
Diode (Front Courtesy Light LH)
N6
Front Door Courtesy
Light Switch Assembly LH
N19
Diode (Front Courtesy Light RH)
N43
Front Door Courtesy
Light Switch Assembly RH
BE
BE
B
BE
BE
R
R

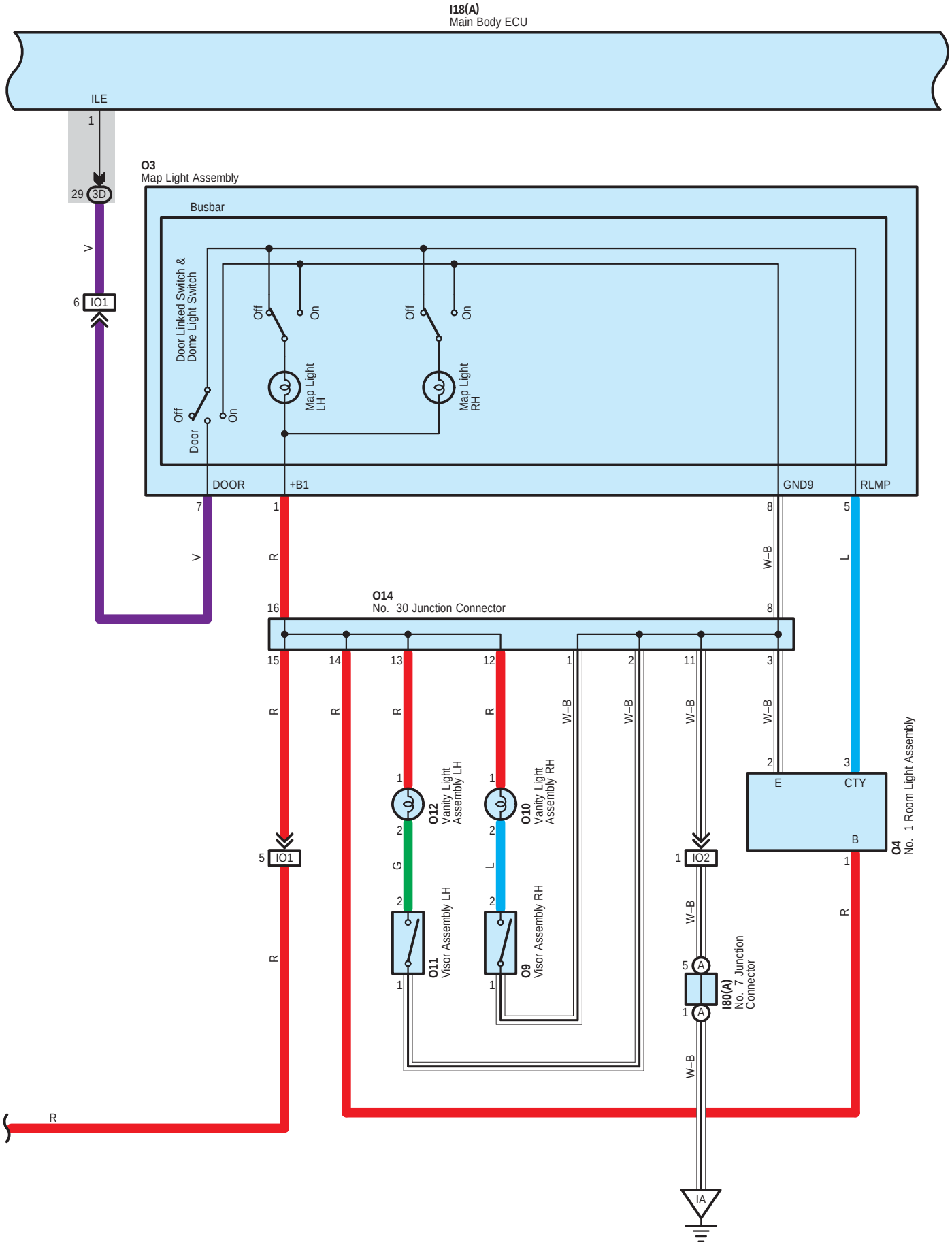
I18(A)
Main Body ECU
ILE
1
29 3D
V
6 IO1
O3
Map Light Assembly
Busbar
Door Linked Switch & Dome Light Switch
Off
On
Door
Map Light LH
Map Light RH
DOOR
+B1
GND9
RLMP
7
1
8
5
V
R
W-B
L
O14
No. 30 Junction Connector
16
8
15
14
13
12
11
3
2
5 IO1
O12 Vanity Light Assembly LH
O10 Vanity Light Assembly RH
O11 Visor Assembly LH
O9 Visor Assembly RH
G
1 IO2
I80(A) No. 7 Junction Connector
E
CTY
B
O4 No. 1 Room Light Assembly
IA

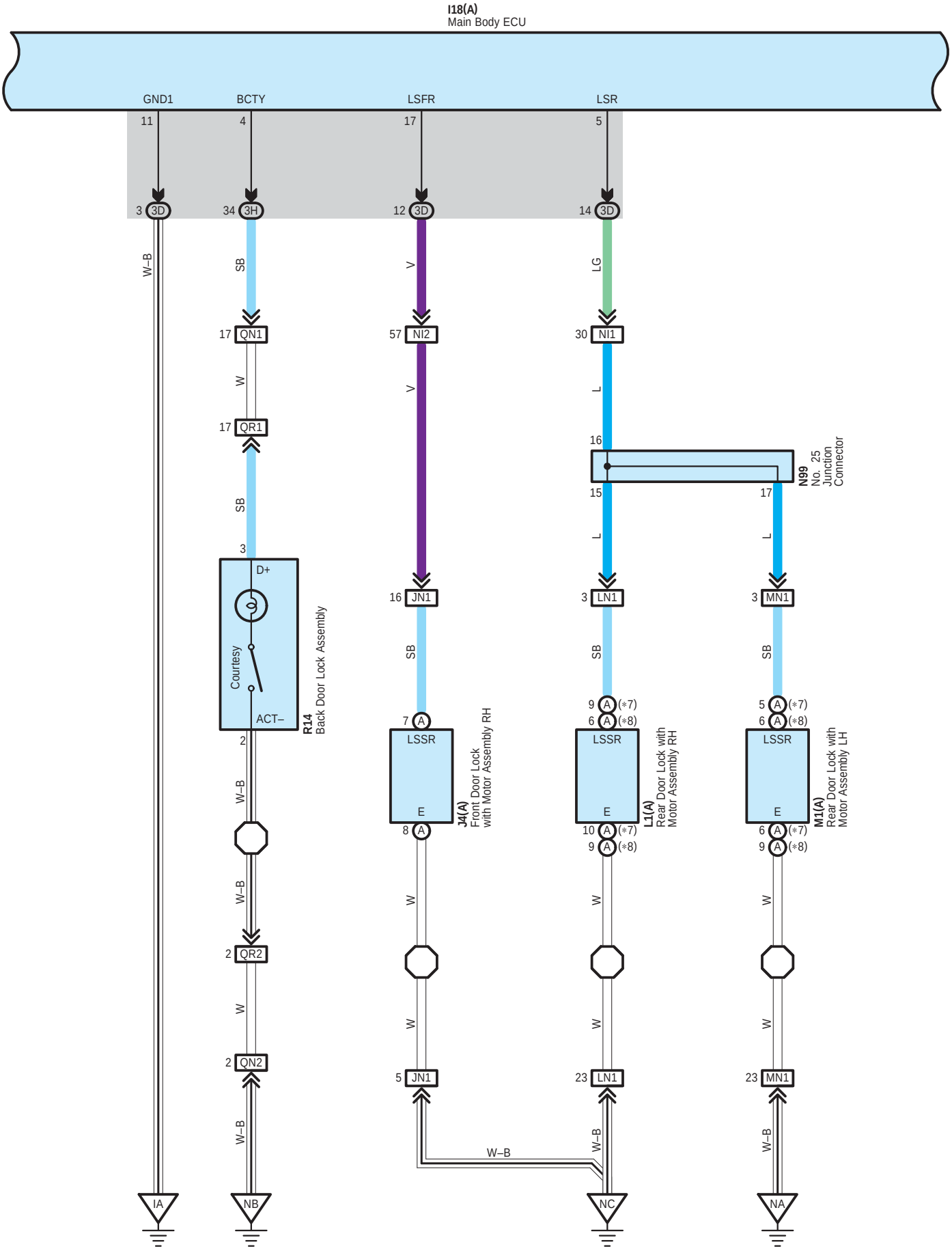
I18(A)
Main Body ECU
GND1
BCTY
LSFR
LSR
11
4
17
5
3 3D
34 3H
12 3D
14 3D
W–B
SB
V
LG
17 QN1
57 NI2
30 NI1
W
V
L
17 QR1
16
N99
No. 25
Junction
Connector
15
17
SB
L
L
3
D+
Courtesy
ACT–
R14
Back Door Lock Assembly
16 JN1
3 LN1
3 MN1
SB
SB
SB
9 A (*7)
6 A (*8)
5 A (*7)
6 A (*8)
7 A
LSSR
E
8 A
J4(A)
Front Door Lock
with Motor Assembly RH
LSSR
E
10 A (*7)
9 A (*8)
L1(A)
Rear Door Lock with
Motor Assembly RH
LSSR
E
6 A (*7)
9 A (*8)
M1(A)
Rear Door Lock with
Motor Assembly LH
2
W–B
W–B
2 QR2
W
2 QN2
W–B
W
W
W
W
W
W
5 JN1
23 LN1
23 MN1
W–B
W–B
W–B
IA
NB
NC
NA

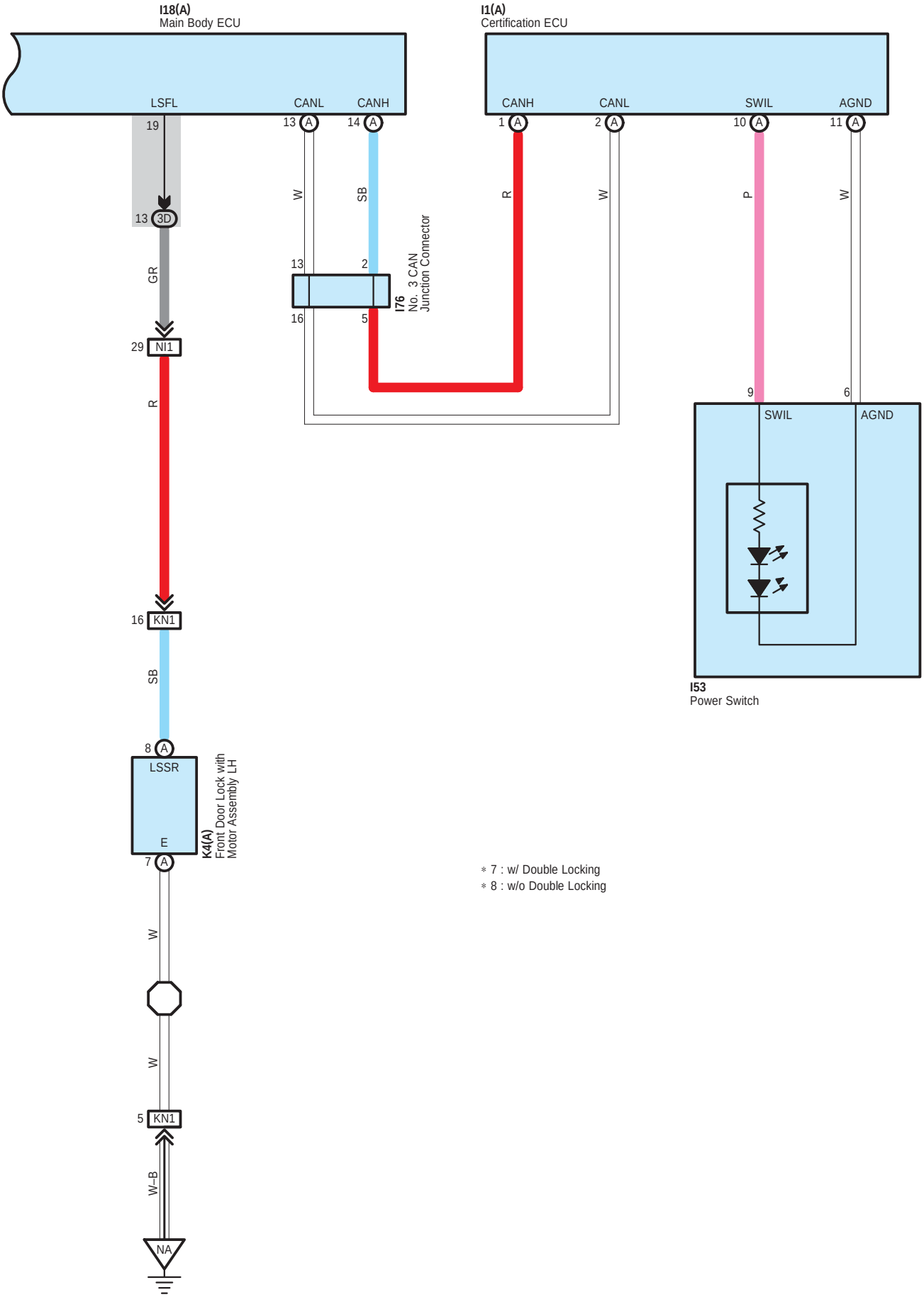
I18(A)
Main Body ECU
LSFL
CANL
CANH
19
13 3D
GR
29 NI1
R
16 KN1
SB
8 A
LSSR
E
7 A
K4(A)
Front Door Lock with Motor Assembly LH
W
W
5 KN1
W–B
NA
13 A
14 A
W
SB
13
2
16
5
I76
No. 3 CAN Junction Connector
I1(A)
Certification ECU
CANH
CANL
SWIL
AGND
1 A
2 A
10 A
11 A
R
W
P
W
9
6
SWIL
AGND
I53
Power Switch
* 7 : w/ Double Locking
* 8 : w/o Double Locking

I1
White

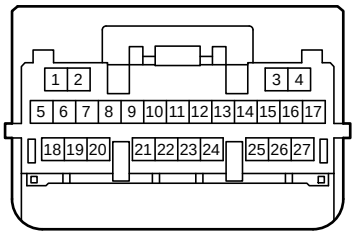


90980-12B78

I4
White

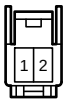


90980-11918

I5
White

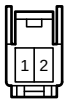


90980-11918

I18
White

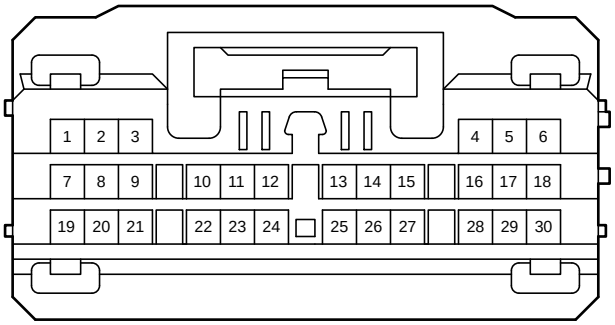


90980-12909

I53
Black

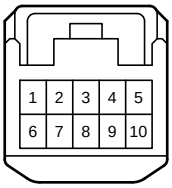


90980-12368

I76
Gray

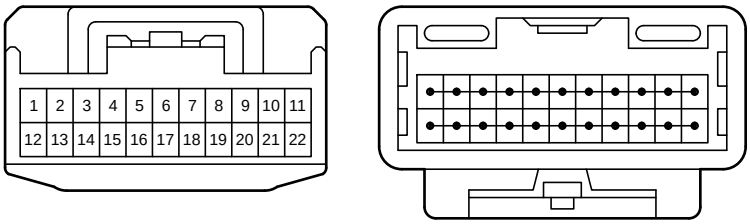


90980-12372

I80
Gray

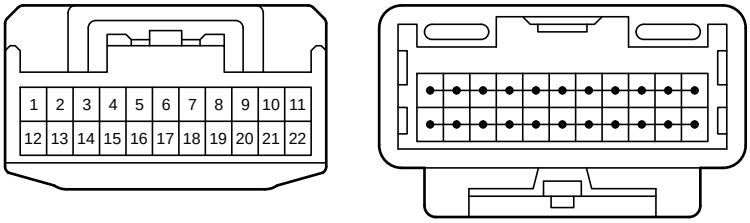


90980-12372

J4
White

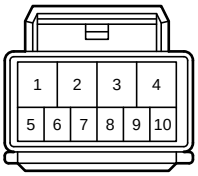


90980-12226

J5
White

90980-11148

K4
White

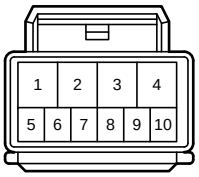


90980-12226

K5
White

90980-11148

L1
White

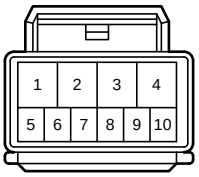


90980-12226

M1
White

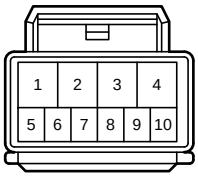


90980-12226

N6
Black

90980-10871

N12
White

90980-10871

N18
Black

90980-10962

N19
Black

90980-10962

N30
White

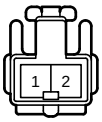


90980-10860

N43
Black

90980-10871

N47
White

90980-10871

N96
Black

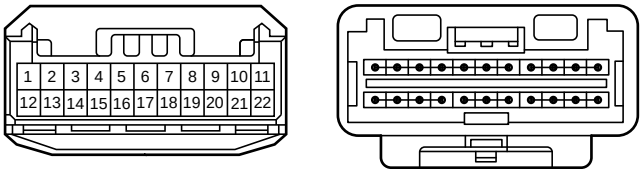


90980-12B54

N99
Black

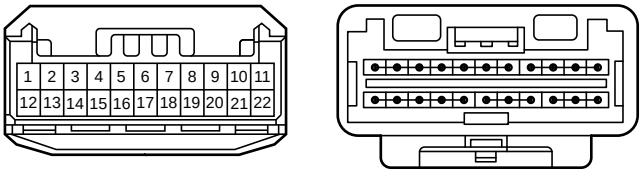


90980-12B54

O3
White

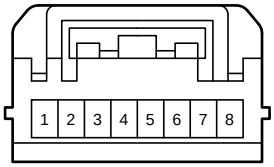


90980-12550

O4
Gray

O9
White

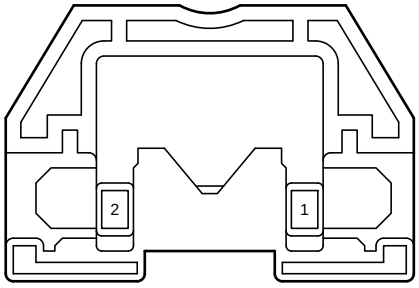


90980-12322

O10
Gray

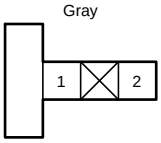


O11
White

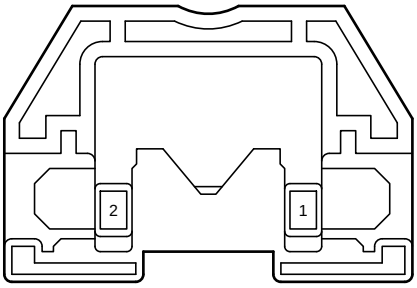


90980-12322

O12
Gray

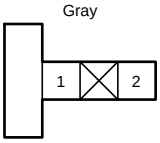

O14
Black

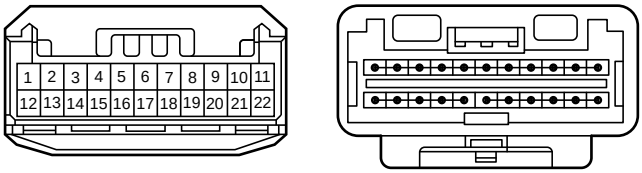


90980-12B54

R14
Black

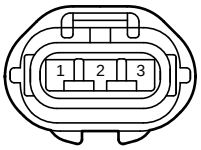


90980-11349

3A
White

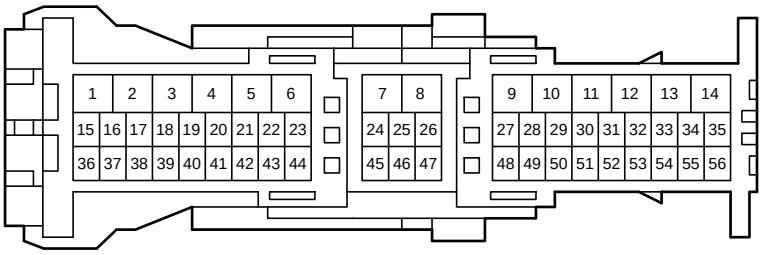


90980-12943

3D
White

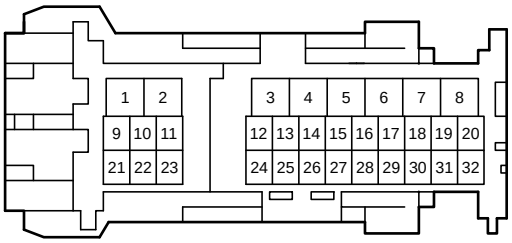


90980-12A48

3H
White

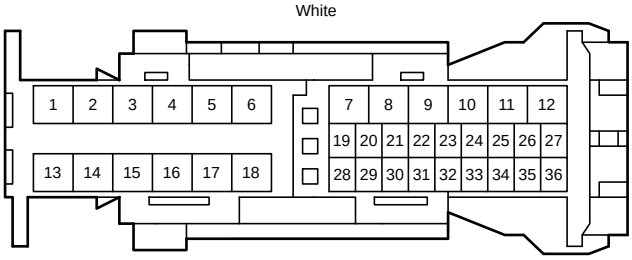


90980-12944

IO1
White

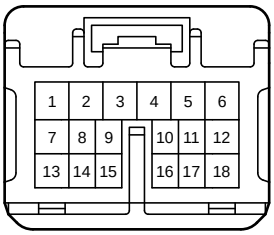


90980-12745

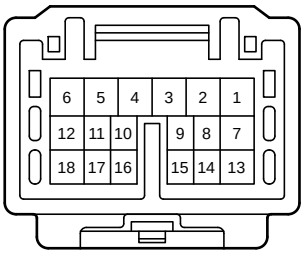


90980-12744

IO2
Black

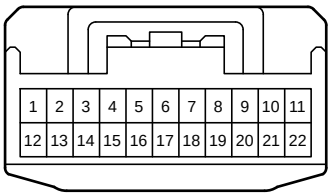


90980-12372

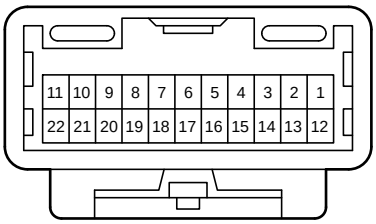


90980-12371

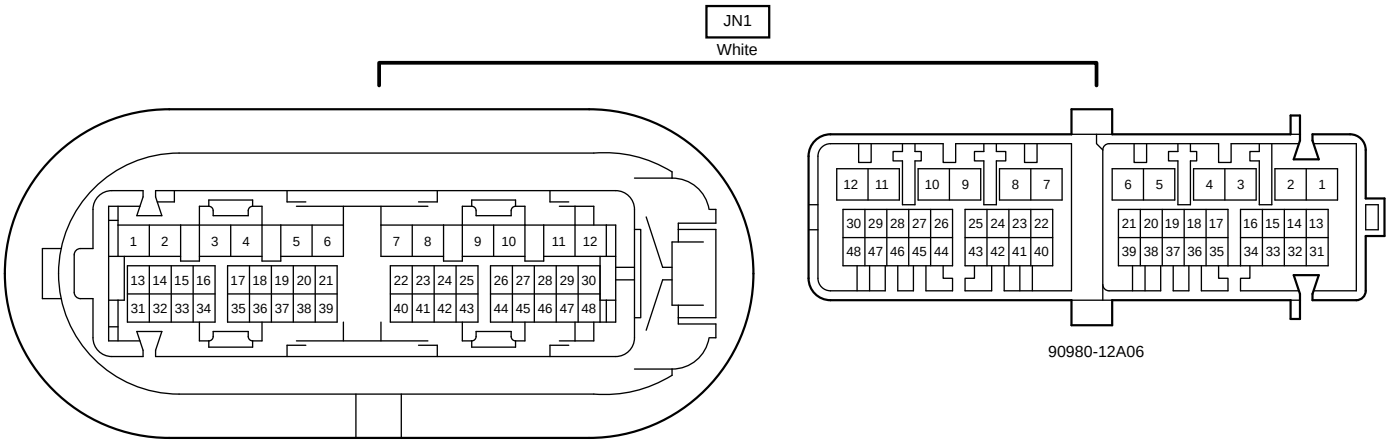
JN1
White
90980-12A09
90980-12A06

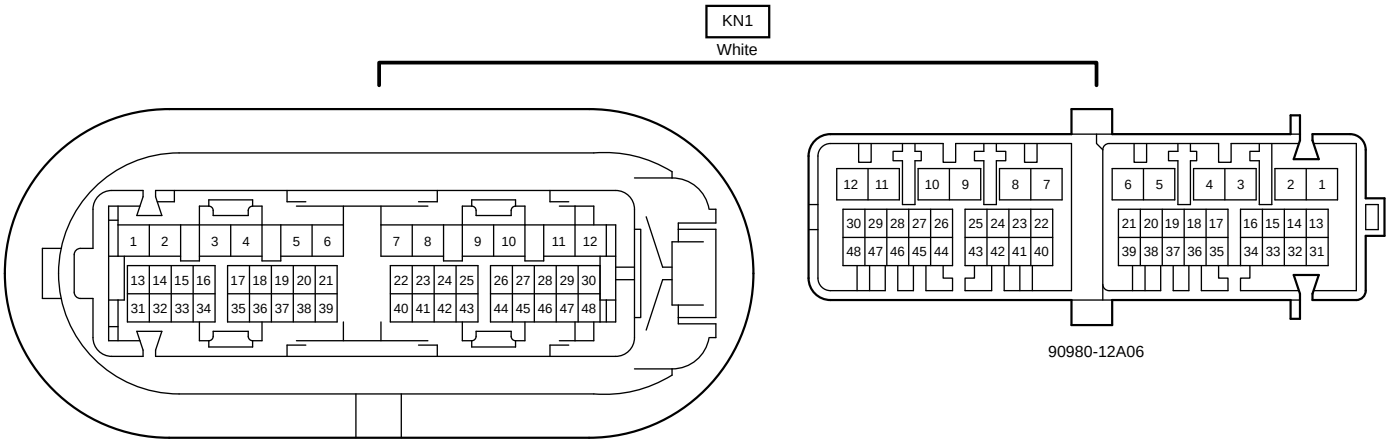
KN1
White
90980-12A09
90980-12A06

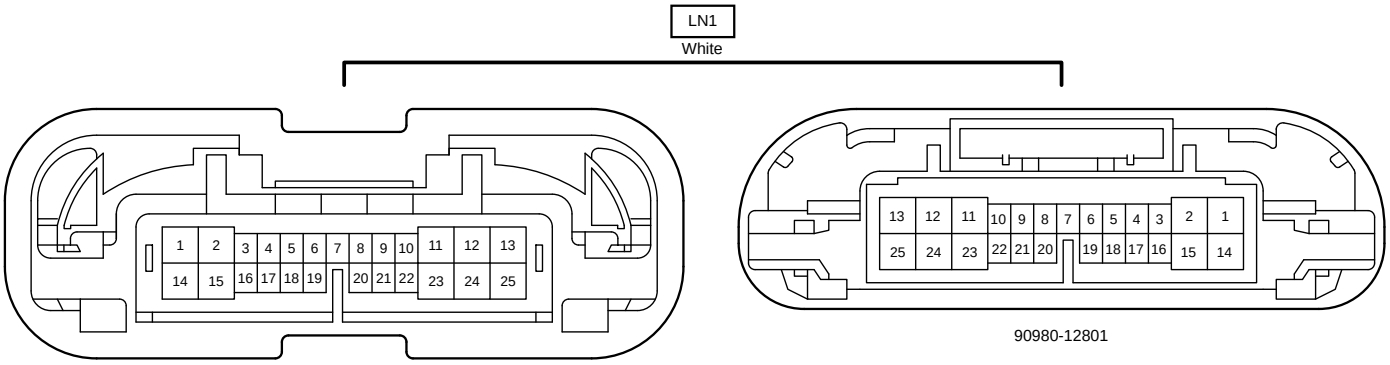
LN1
White
90980-12802
90980-12801

MN1
White

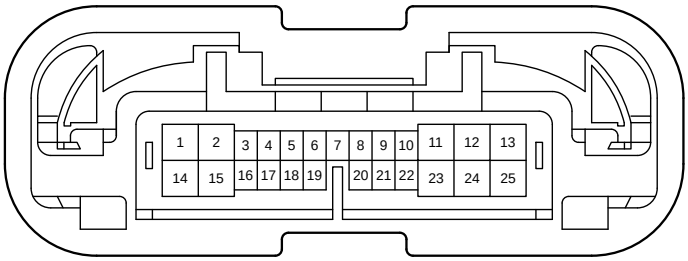


90980-12802

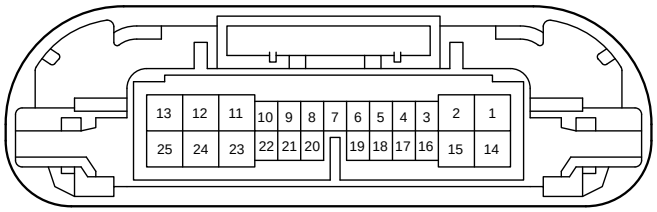


90980-12801

NI1
White

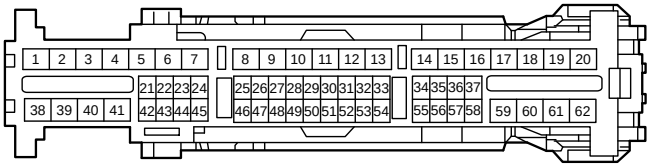


90980-12B22

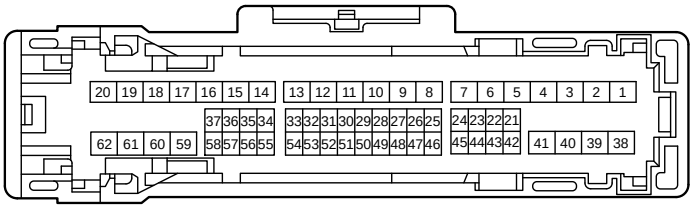


90980-12B21

NI2
White

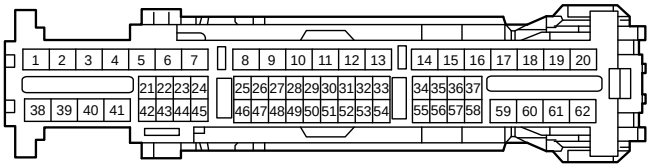


90980-12B22

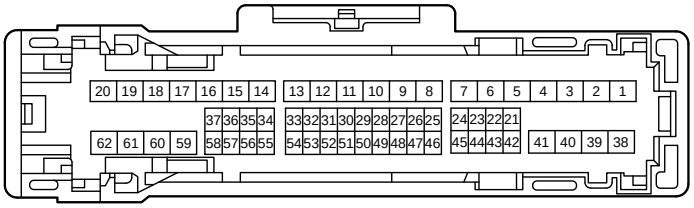


90980-12B21

QN1
White

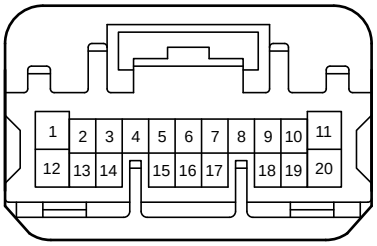


90980-12741

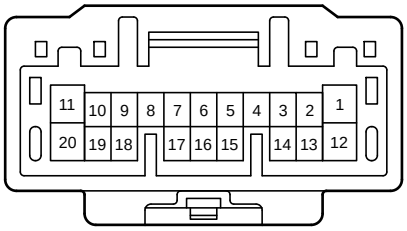


90980-12740

QN2
White

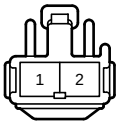


90980-10916

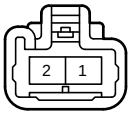


90980-10915

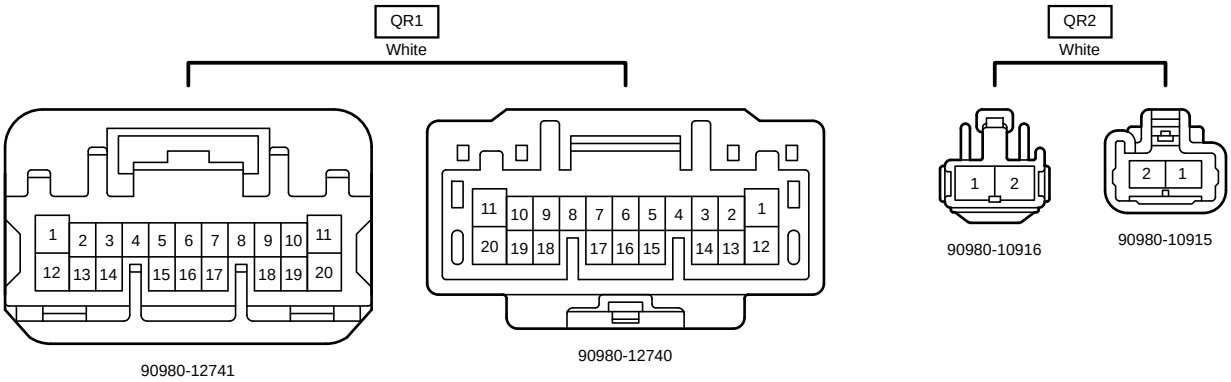
QR1
White
QR2
White
1 2 3 4 5 6 7 8 9 10 11
12 13 14 15 16 17 18 19 20
90980-12741
11 10 9 8 7 6 5 4 3 2 1
20 19 18 17 16 15 14 13 12
90980-12740
1 2
90980-10916
2 1
90980-10915