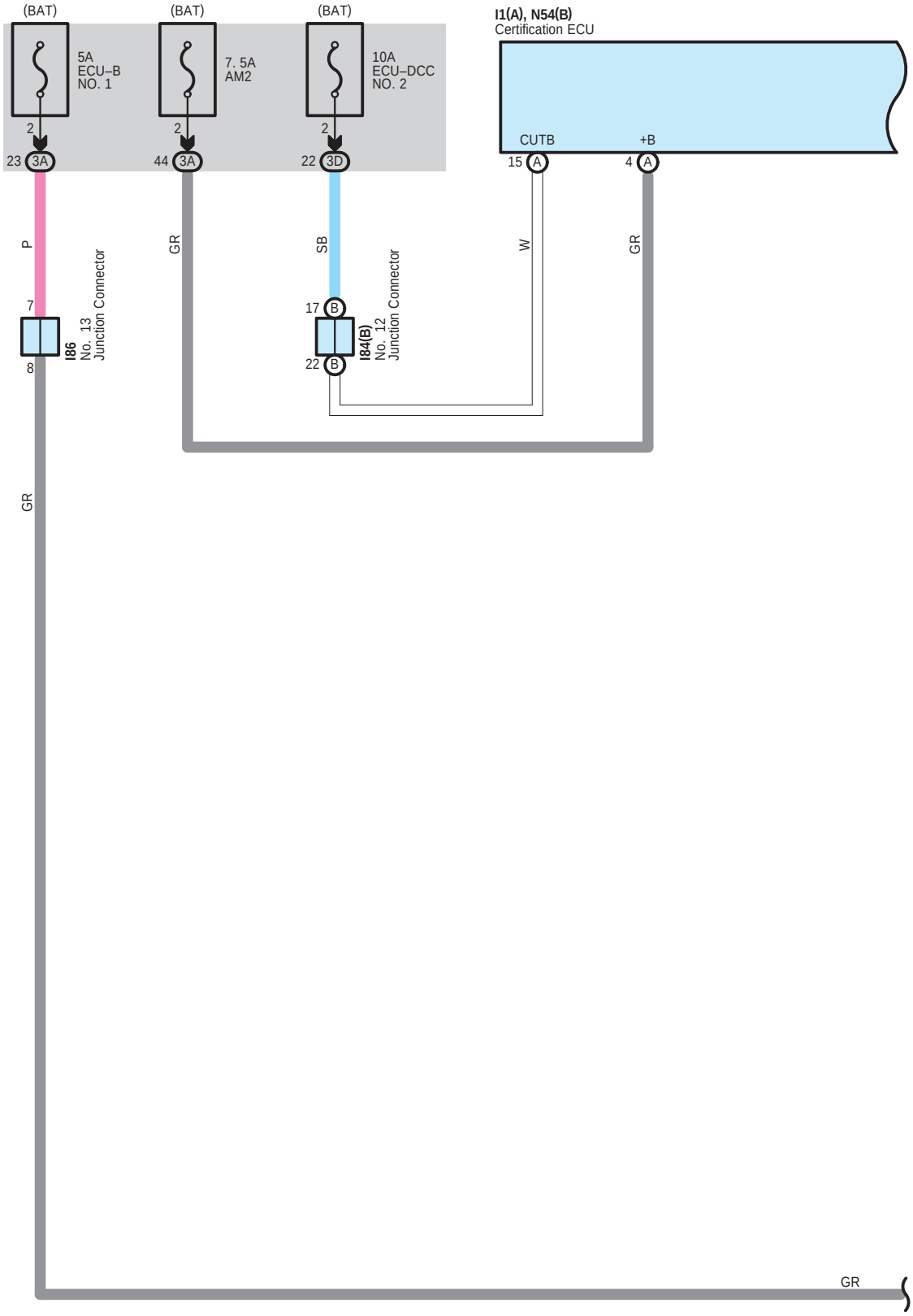
(BAT)
5A
ECU–B
NO. 1
(BAT)
7. 5A
AM2
(BAT)
10A
ECU–DCC
NO. 2
I1(A), N54(B)
Certification ECU
CUTB
+B
2
23 3A
44 3A
22 3D
15 A
4 A
P
GR
SB
W
GR
7
8
I86
No. 13
Junction Connector
17 B
22 B
I84(B)
No. 12
Junction Connector
GR
GR

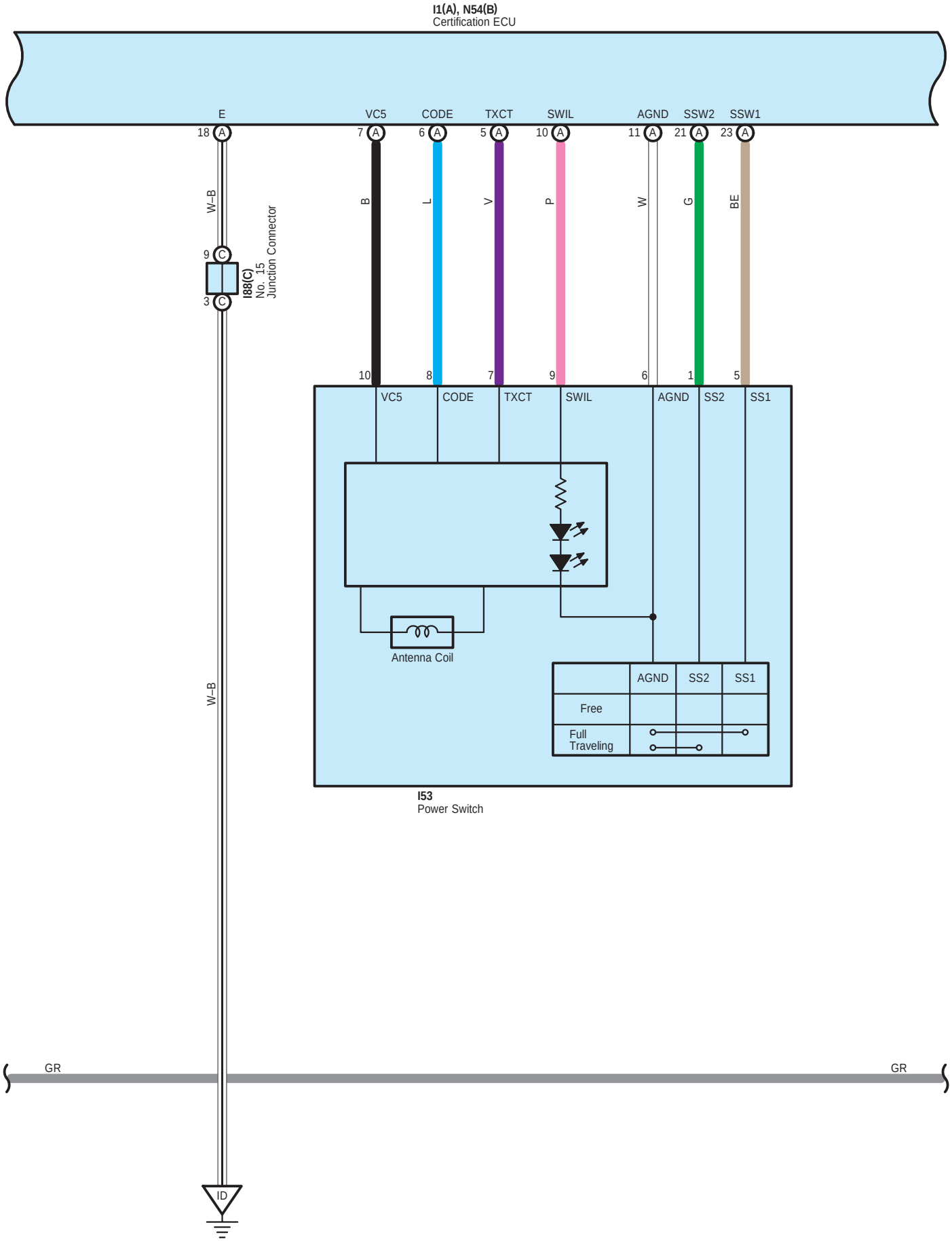
I1(A), N54(B)
Certification ECU
E
VC5
CODE
TXCT
SWIL
AGND
SSW2
SSW1
18 A
7 A
6 A
5 A
10 A
11 A
21 A
23 A
W–B
B
L
V
P
W
G
BE
9 C
3 C
I88(C)
No. 15
Junction Connector
10
8
7
9
6
1
5
VC5
CODE
TXCT
SWIL
AGND
SS2
SS1
Antenna Coil
AGND
SS2
SS1
Free
Full
Traveling
I53
Power Switch
W–B
GR
GR
ID

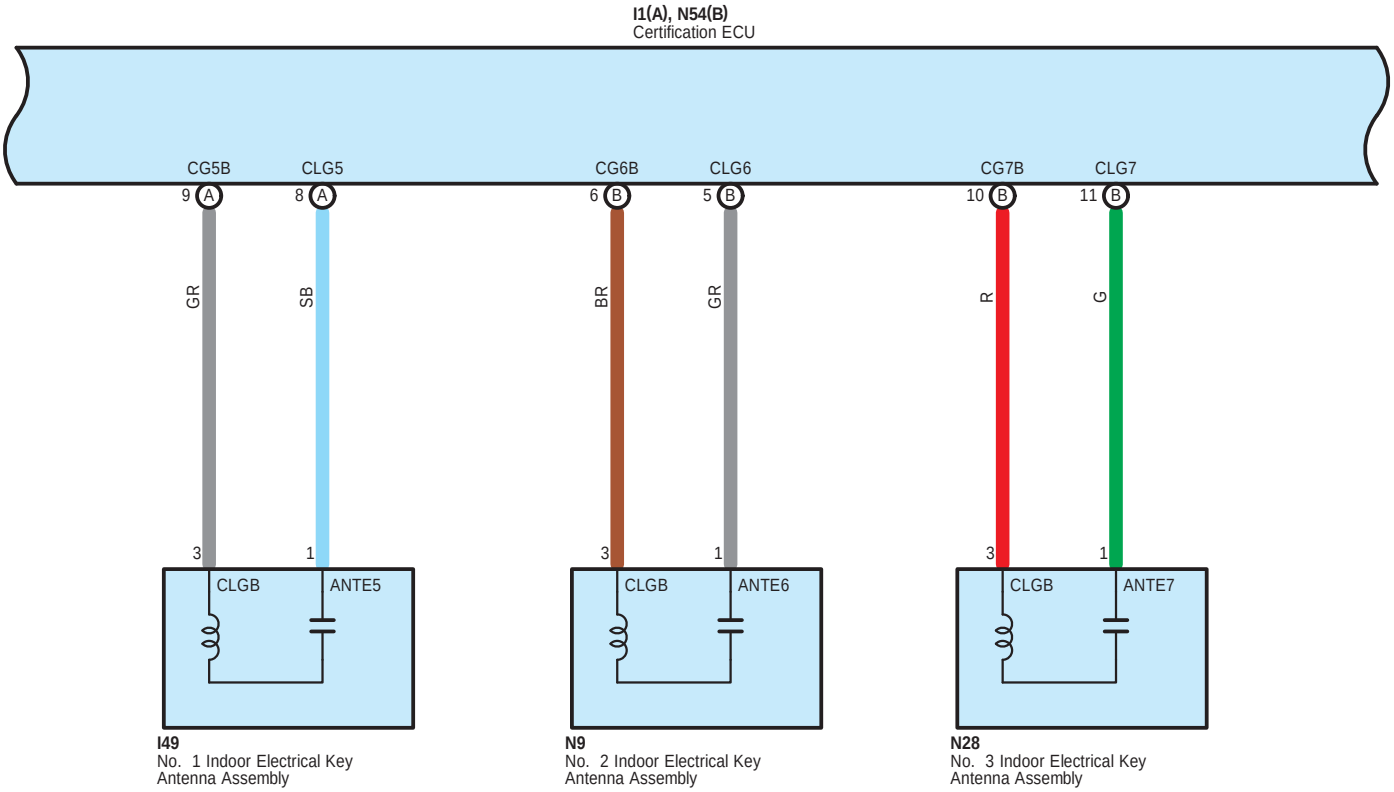
I1(A), N54(B)
Certification ECU
CG5B
CLG5
CG6B
CLG6
CG7B
CLG7
9 A
8 A
6 B
5 B
10 B
11 B
GR
SB
BR
GR
R
G
3
1
3
1
3
1
CLGB
ANTE5
CLGB
ANTE6
CLGB
ANTE7
I49
No. 1 Indoor Electrical Key Antenna Assembly
N9
No. 2 Indoor Electrical Key Antenna Assembly
N28
No. 3 Indoor Electrical Key Antenna Assembly

GR
GR

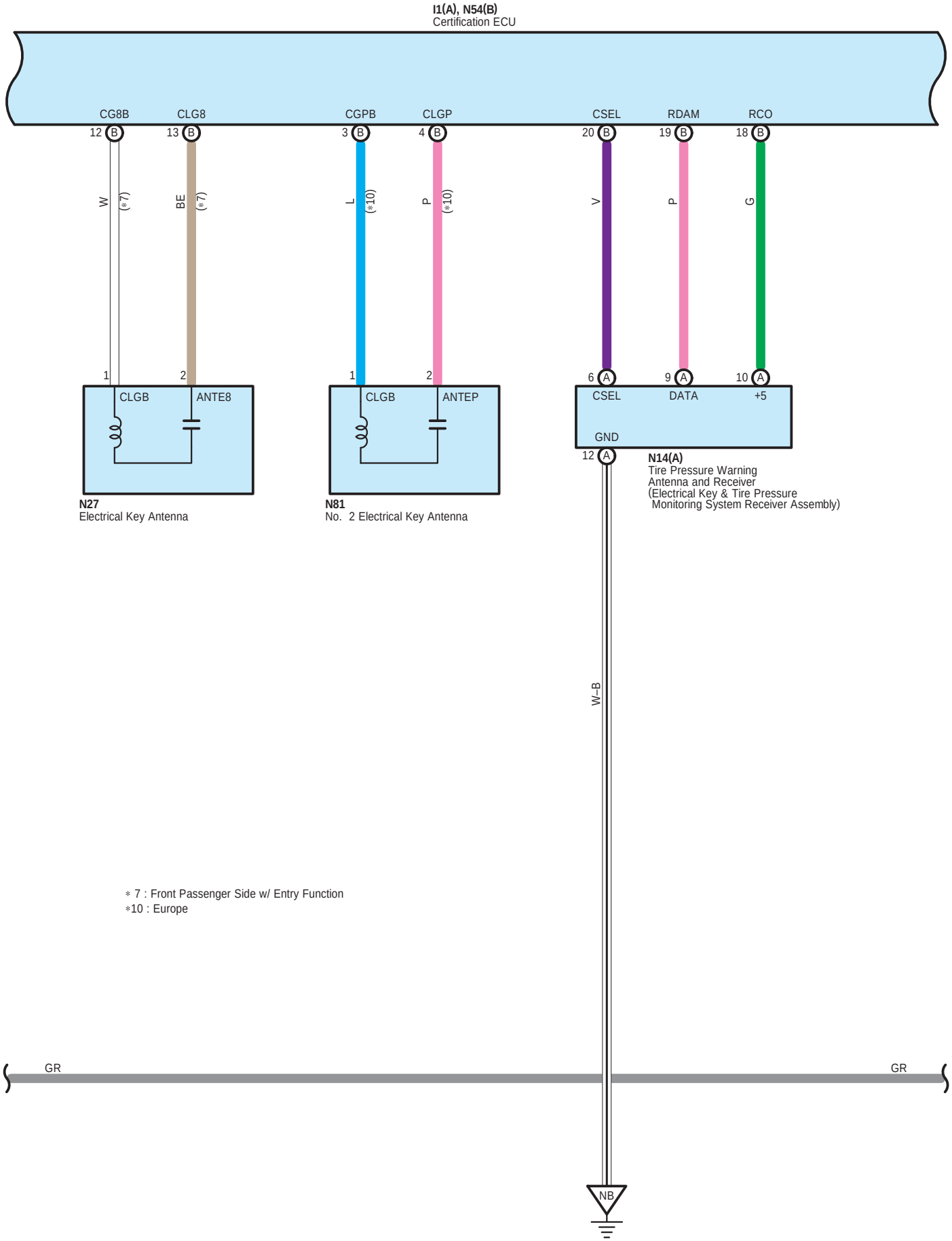
I1(A), N54(B)
Certification ECU
CG8B
CLG8
CGPB
CLGP
CSEL
RDAM
RCO
12 B
13 B
3 B
4 B
20 B
19 B
18 B
W
(*7)
BE
(*7)
L
(*10)
P
(*10)
V
P
G
1
2
1
2
6 A
9 A
10 A
CLGB
ANTE8
CLGB
ANTEP
CSEL
DATA
+5
GND
12 A
N27
Electrical Key Antenna
N81
No. 2 Electrical Key Antenna
N14(A)
Tire Pressure Warning
Antenna and Receiver
(Electrical Key & Tire Pressure
Monitoring System Receiver Assembly)
W–B
* 7 : Front Passenger Side w/ Entry Function
*10 : Europe
GR
GR
NB

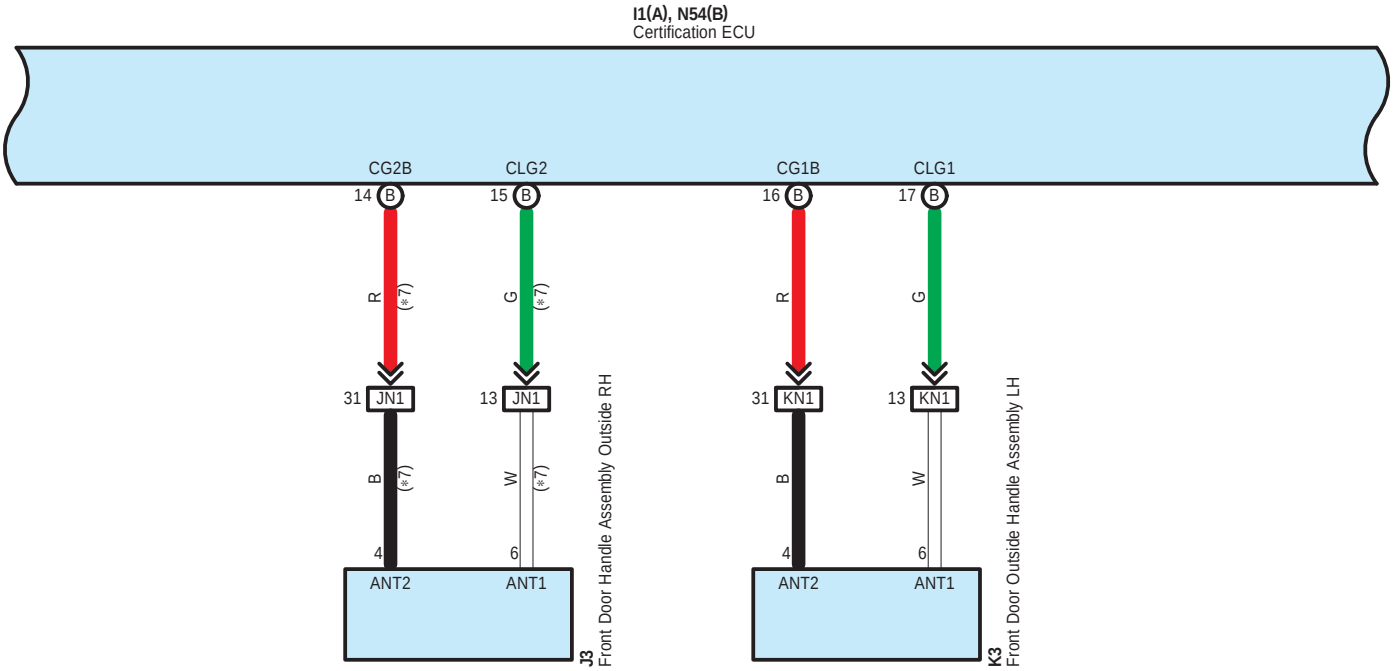

∗ 2 : Driver' s Door Only Entry Function
∗ 3 : Except ∗2
∗ 4 : Korea
∗ 7 : Front Passenger Side w/ Entry Function
∗10 : Europe

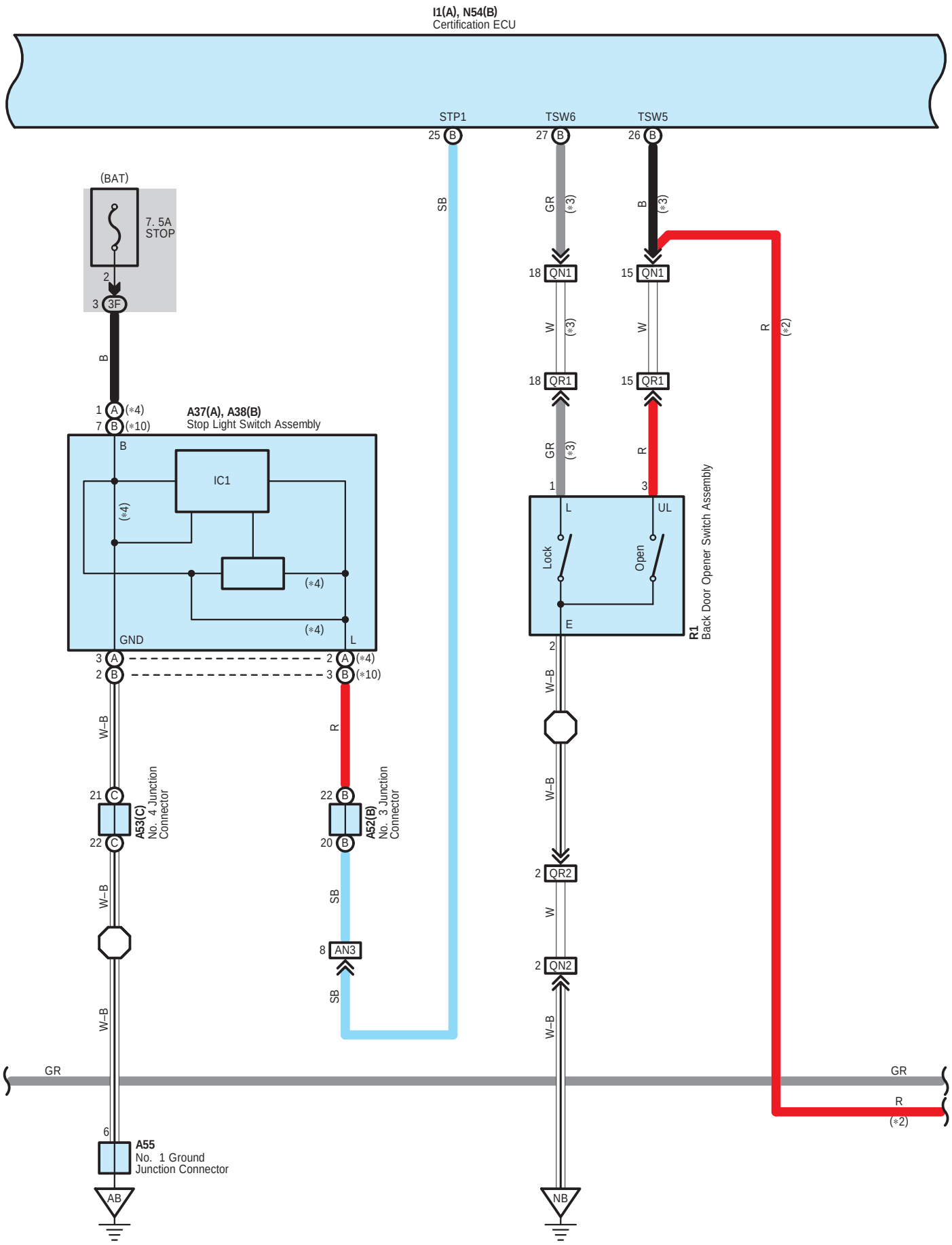
I1(A), N54(B)
Certification ECU
STP1
TSW6
TSW5
25 B
27 B
26 B
(BAT)
7. 5A
STOP
2
3 3F
B
SB
GR
(*3)
B
(*3)
18 QN1
15 QN1
W
(*3)
W
R
(*2)
18 QR1
15 QR1
1 A (*4)
7 B (*10)
A37(A), A38(B)
Stop Light Switch Assembly
B
IC1
(*4)
(*4)
(*4)
GND
L
3 A
2 B
2 A (*4)
3 B (*10)
GR
R
1
3
L
UL
Lock
Open
E
R1
Back Door Opener Switch Assembly
2
W–B
W–B
R
21 C
22 C
A53(C)
No. 4 Junction
Connector
22 B
20 B
A52(B)
No. 3 Junction
Connector
2 QR2
W
2 QN2
W–B
W–B
SB
8 AN3
SB
W–B
GR
GR
R
(*2)
6
A55
No. 1 Ground
Junction Connector
AB
NB

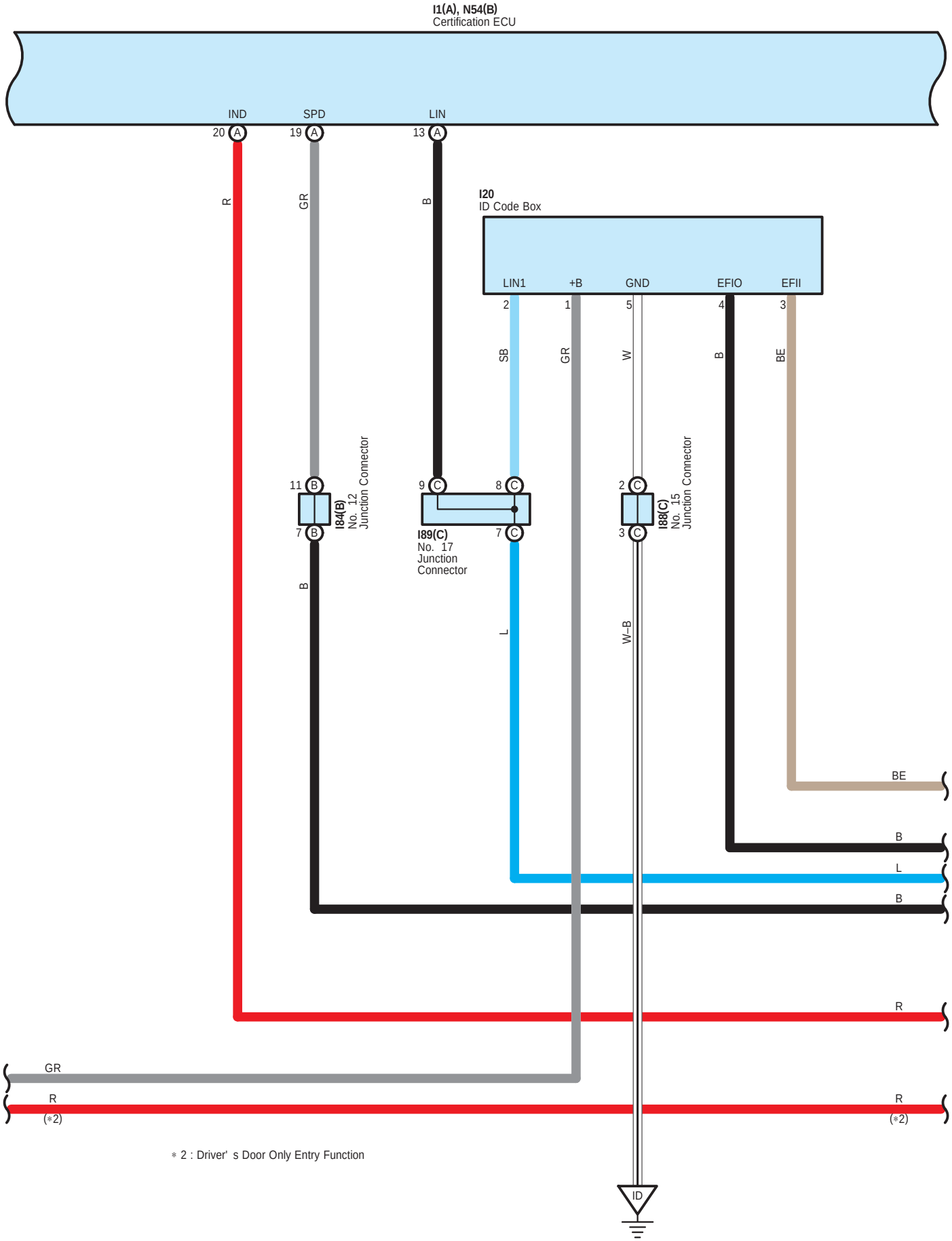

* 2 : Driver' s Door Only Entry Function

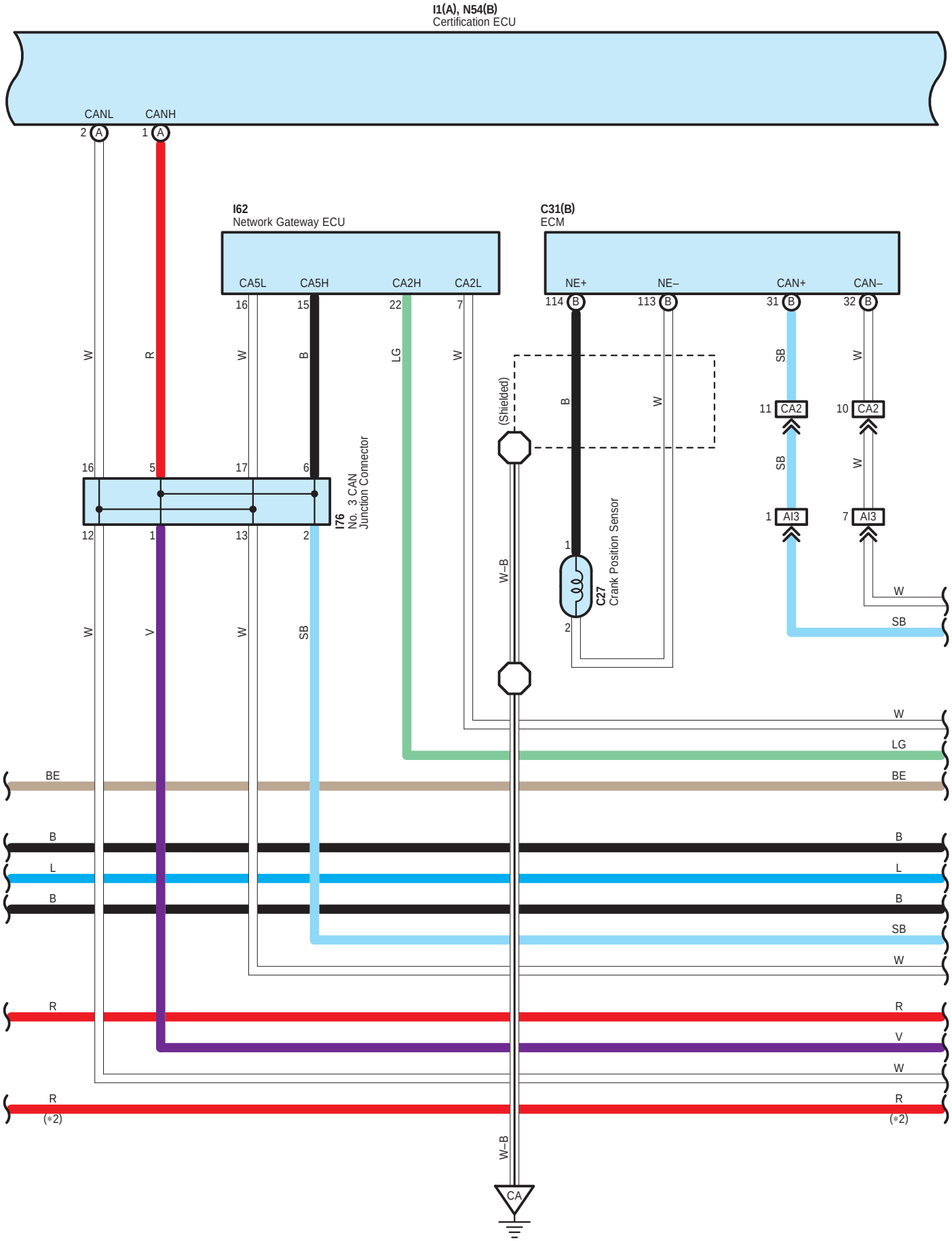
I1(A), N54(B)
Certification ECU
CANL
CANH
2 A
1 A
I62
Network Gateway ECU
CA5L
CA5H
CA2H
CA2L
16
15
22
7
C31(B)
ECM
NE+
NE–
CAN+
CAN–
114 B
113 B
31 B
32 B
W
R
W
B
LG
W
B
W
SB
W
(Shielded)
11 CA2
10 CA2
SB
W
16
5
17
6
I76
No. 3 CAN
Junction Connector
12
1
13
2
1
AI3
7
AI3
1
C27
Crank Position Sensor
2
W–B
W
SB
W
V
W
SB
W
LG
BE
BE
B
B
L
L
B
B
SB
W
R
R
V
W
R
(*2)
R
(*2)
W–B
CA

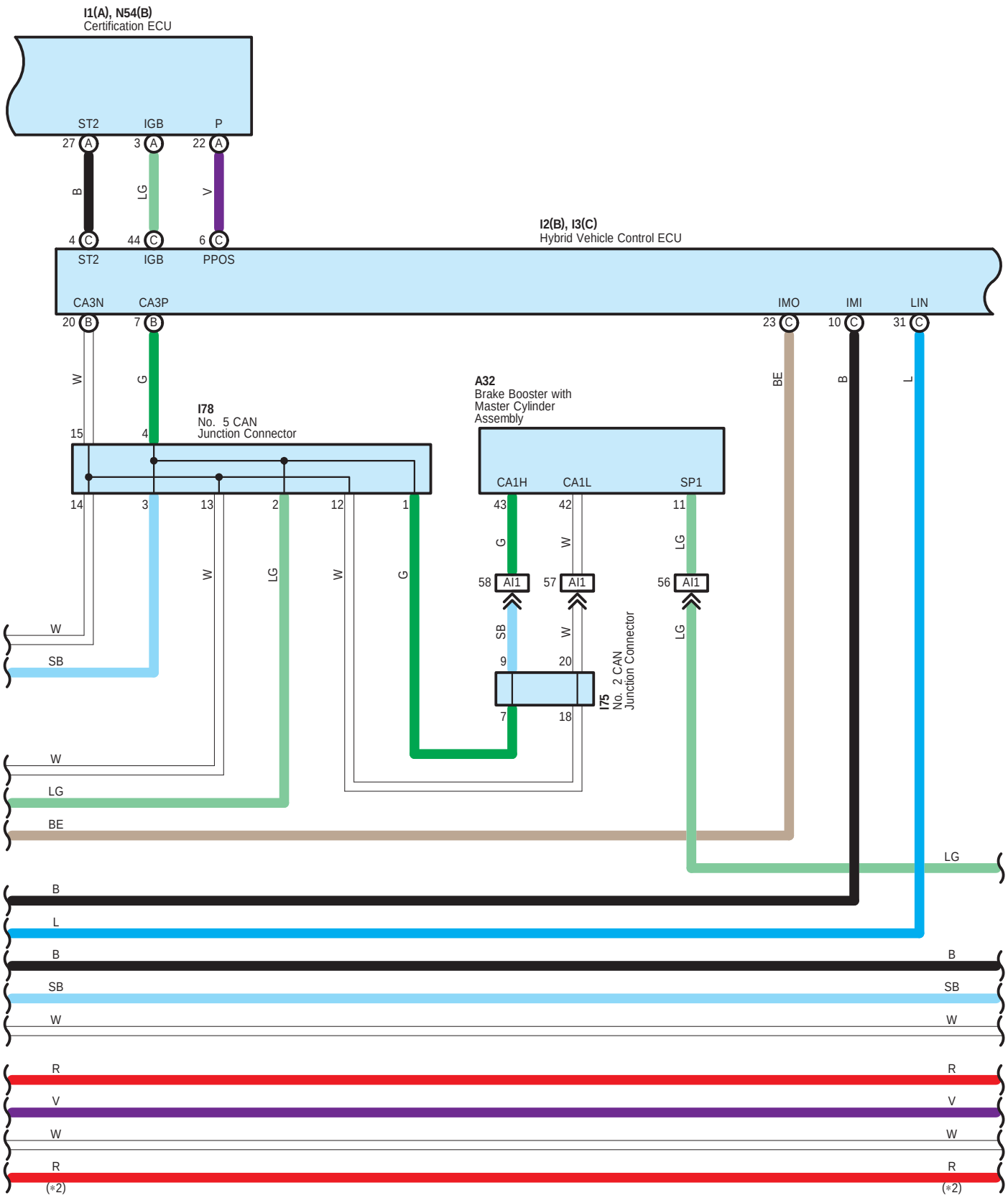
I1(A), N54(B)
Certification ECU
ST2
IGB
P
27 A
3 A
22 A
B
LG
V
4 C
44 C
6 C
ST2
IGB
PPOS
I2(B), I3(C)
Hybrid Vehicle Control ECU
CA3N
CA3P
IMO
IMI
LIN
20 B
7 B
23 C
10 C
31 C
W
G
BE
B
L
I78
No. 5 CAN
Junction Connector
15
4
14
3
13
2
12
1
A32
Brake Booster with
Master Cylinder
Assembly
CA1H
CA1L
SP1
43
42
11
G
W
LG
58 AI1
57 AI1
56 AI1
SB
W
LG
9
20
7
18
I75
No. 2 CAN
Junction Connector
W
SB
W
LG
BE
LG
B
L
B
SB
W
R
V
W
R
(*2)
B
SB
W
R
V
W
R
(*2)

＊2 : Driver' s Door Only Entry Function

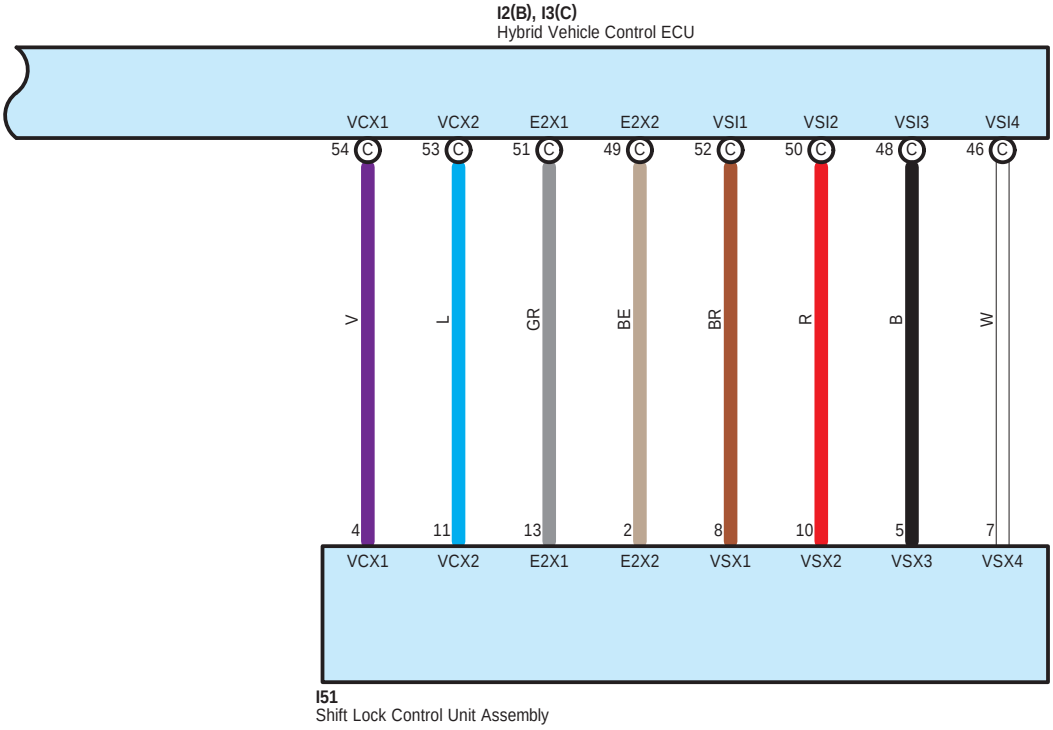



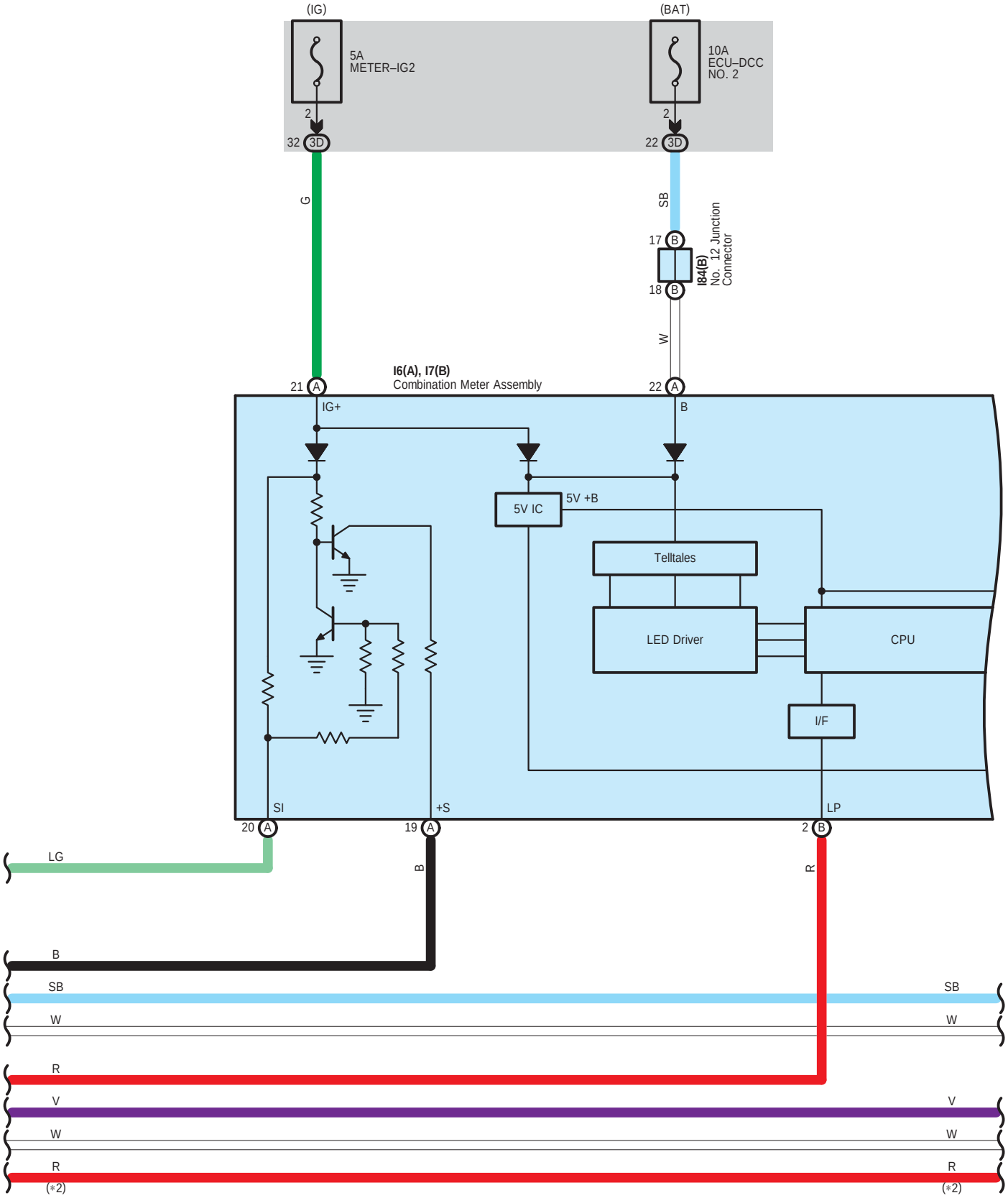
(IG)
(BAT)
5A
METER–IG2
10A
ECU–DCC
NO. 2
2
32 3D
22 3D
G
SB
17 B
18 B
I84(B)
No. 12 Junction
Connector
W
I6(A), I7(B)
Combination Meter Assembly
21 A
22 A
IG+
B
5V IC
5V +B
Telltales
LED Driver
CPU
I/F
SI
+S
LP
20 A
19 A
2 B
LG
B
R
SB
W
R
V
W
R
(*2)

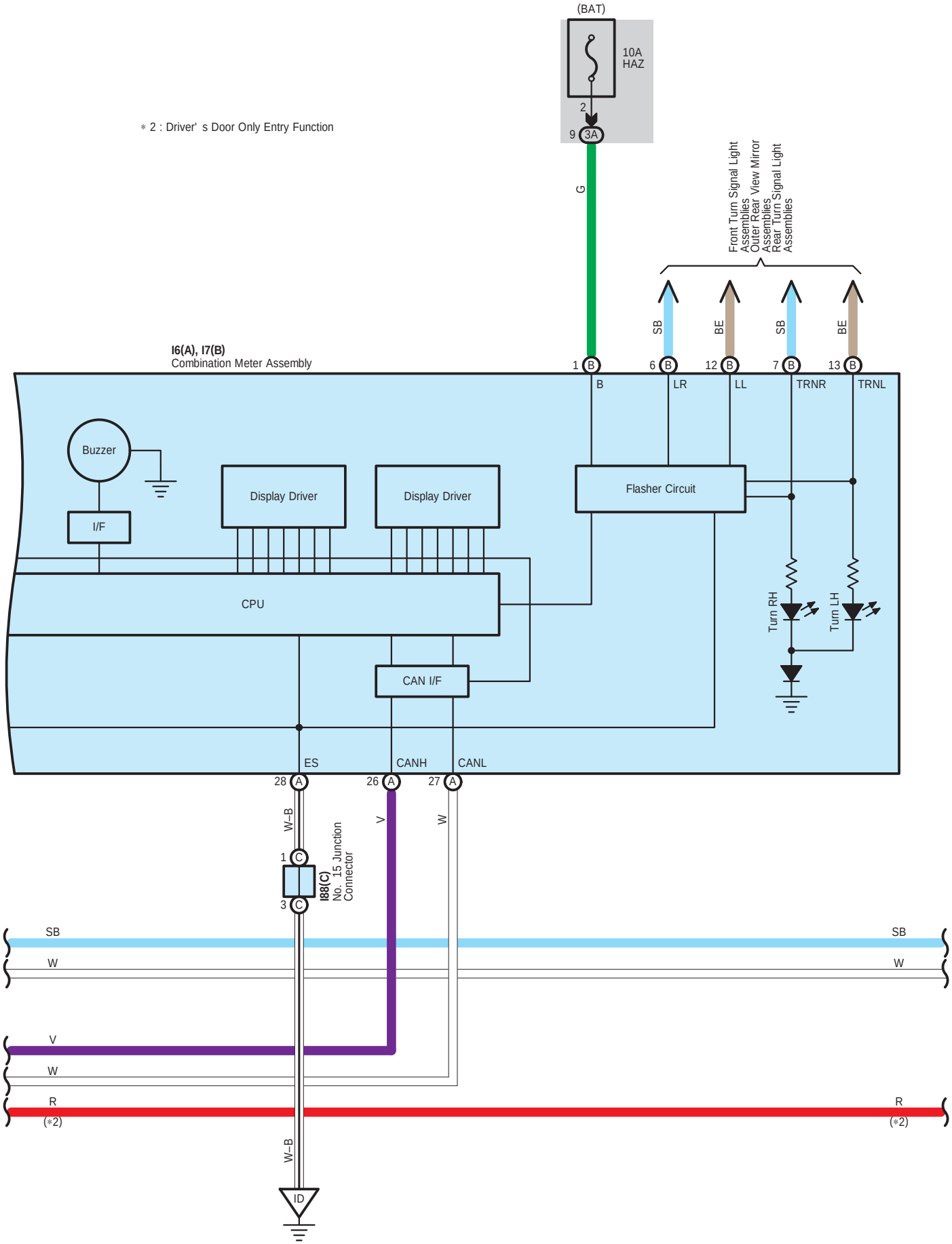
(BAT)
10A
HAZ
2
9 3A
∗ 2 : Driver' s Door Only Entry Function
G
Front Turn Signal Light Assemblies
Outer Rear View Mirror Assemblies
Rear Turn Signal Light Assemblies
SB
BE
SB
BE
I6(A), I7(B)
Combination Meter Assembly
1 B
6 B
12 B
7 B
13 B
B
LR
LL
TRNR
TRNL
Buzzer
I/F
Display Driver
Display Driver
Flasher Circuit
CPU
CAN I/F
Turn RH
Turn LH
ES
CANH
CANL
28 A
26 A
27 A
W–B
V
W
1 C
3 C
I88(C)
No. 15 Junction Connector
SB
W
SB
W
V
W
R
(∗2)
R
(∗2)
W–B
ID

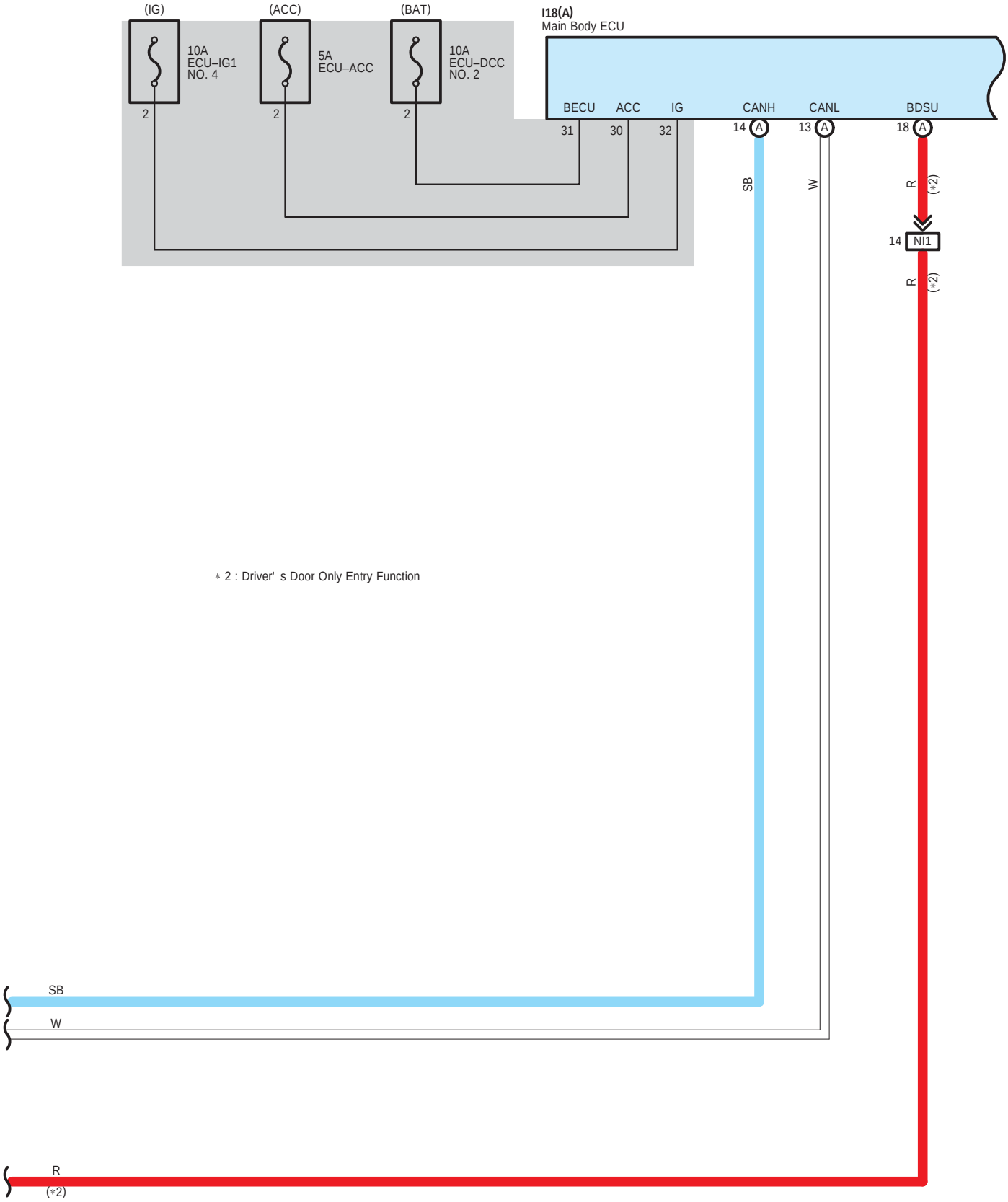
(IG)
(ACC)
(BAT)
10A
ECU–IG1
NO. 4
5A
ECU–ACC
10A
ECU–DCC
NO. 2
2
2
2
I18(A)
Main Body ECU
BECU
ACC
IG
CANH
CANL
BDSU
31
30
32
14 A
13 A
18 A
SB
W
R
(*2)
14 NI1
R
(*2)
* 2 : Driver' s Door Only Entry Function
SB
W
R
(*2)

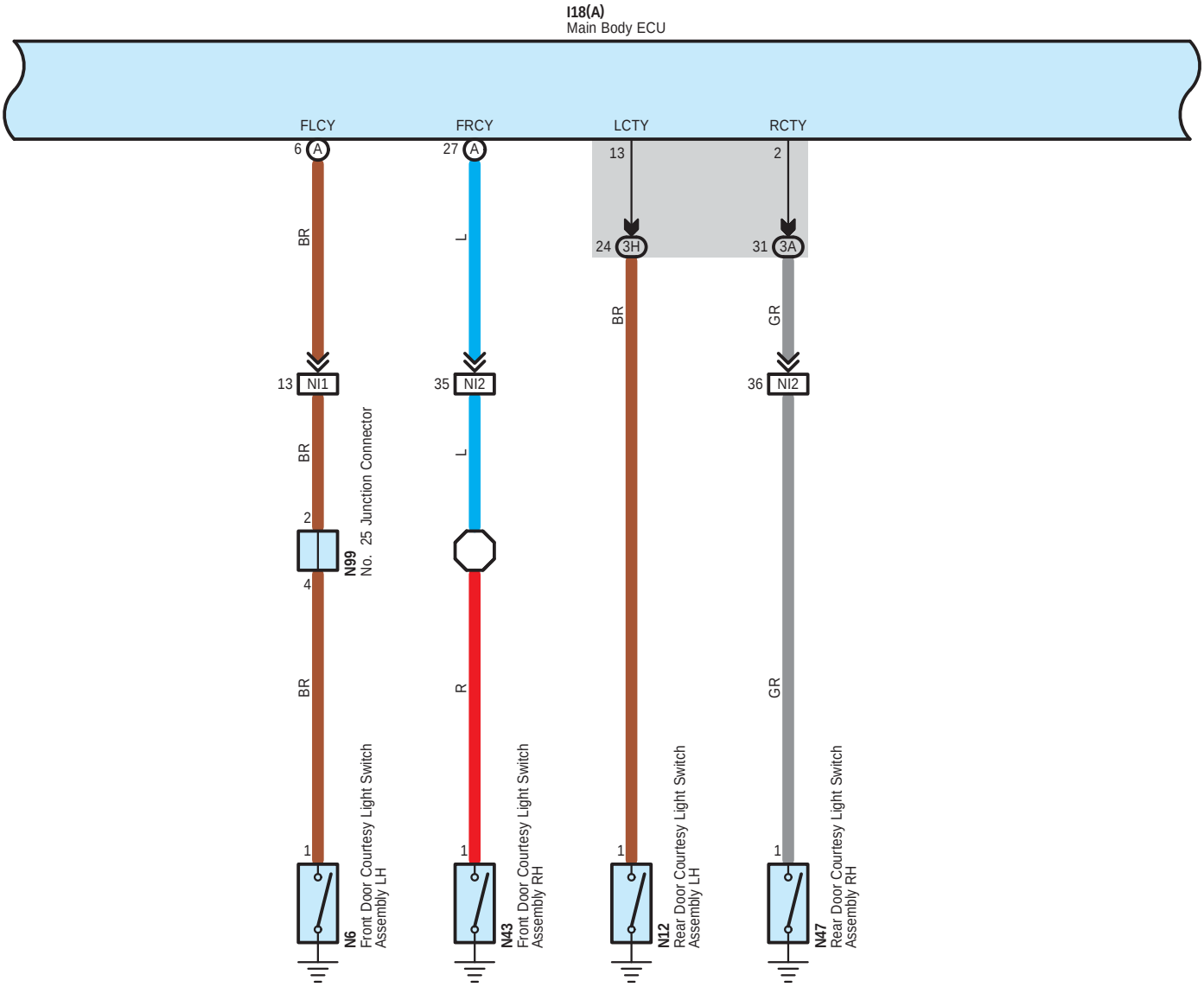
I18(A)
Main Body ECU
FLCY
FRCY
LCTY
RCTY
6 A
27 A
13
2
24 3H
31 3A
BR
L
BR
GR
13 NI1
35 NI2
36 NI2
BR
L
2
N99
No. 25 Junction Connector
4
BR
R
GR
1
1
1
1
N6
Front Door Courtesy Light Switch Assembly LH
N43
Front Door Courtesy Light Switch Assembly RH
N12
Rear Door Courtesy Light Switch Assembly LH
N47
Rear Door Courtesy Light Switch Assembly RH

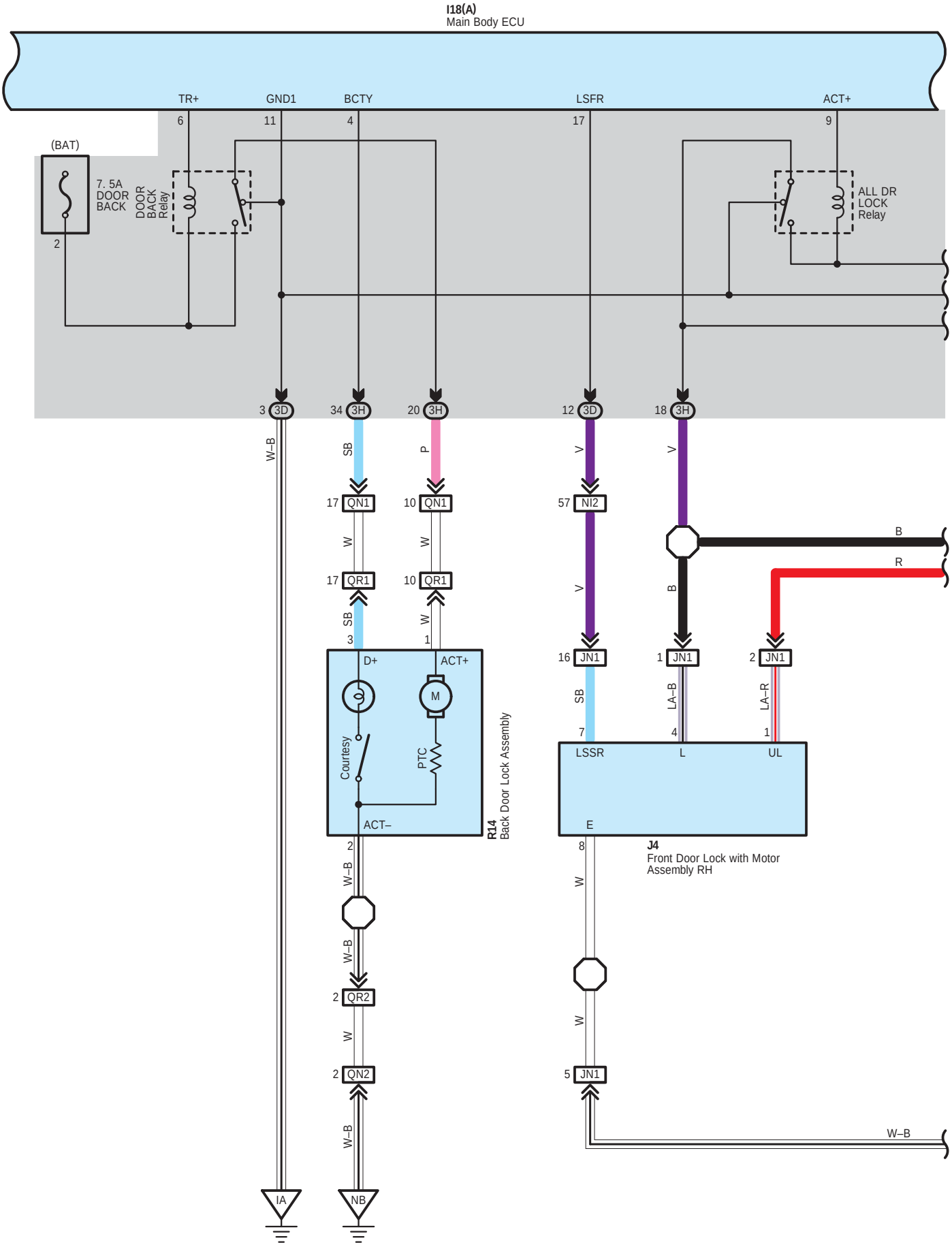
I18(A)
Main Body ECU
TR+
GND1
BCTY
LSFR
ACT+
6
11
4
17
9
(BAT)
7. 5A
DOOR
BACK
DOOR
BACK
Relay
2
ALL DR
LOCK
Relay
3 3D
34 3H
20 3H
12 3D
18 3H
W–B
SB
P
V
V
17 QN1
10 QN1
57 NI2
W
W
B
R
17 QR1
10 QR1
V
B
SB
W
3
1
16 JN1
1 JN1
2 JN1
D+
ACT+
SB
LA–B
LA–R
M
7
4
1
Courtesy
PTC
LSSR
L
UL
ACT–
R14
Back Door Lock Assembly
E
2
8
J4
Front Door Lock with Motor
Assembly RH
W–B
W
W–B
W
2 QR2
W
5 JN1
2 QN2
W–B
W–B
IA
NB

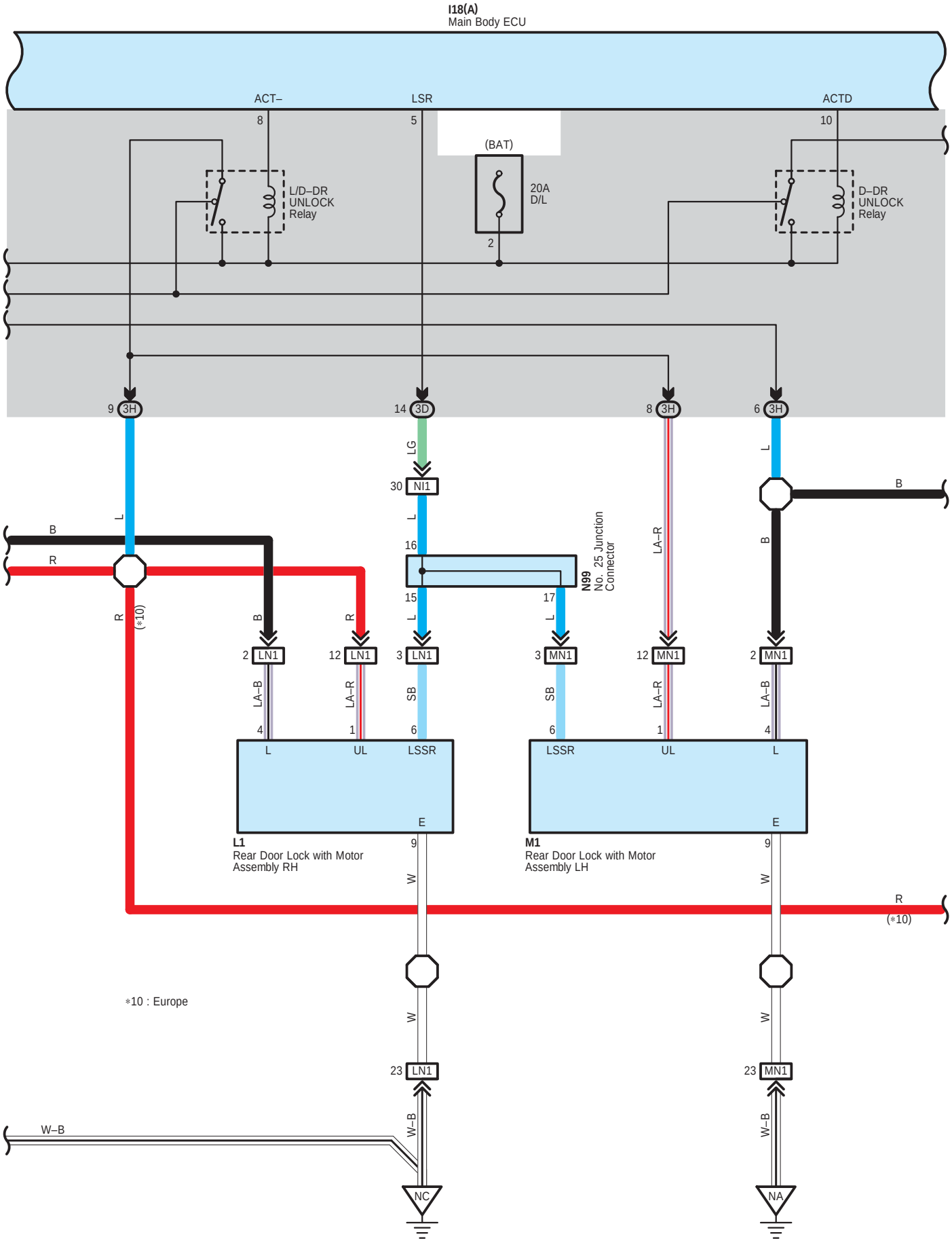
I18(A)
Main Body ECU
ACT–
LSR
ACTD
8
5
10
(BAT)
20A
D/L
2
L/D–DR
UNLOCK
Relay
D–DR
UNLOCK
Relay
9 3H
14 3D
8 3H
6 3H
LG
30 NI1
L
16
N99
No. 25 Junction
Connector
15
17
B
R
(*10)
2 LN1
12 LN1
3 LN1
3 MN1
12 MN1
2 MN1
LA–B
LA–R
SB
4
1
6
L
UL
LSSR
E
L1
Rear Door Lock with Motor
Assembly RH
M1
Rear Door Lock with Motor
Assembly LH
9
W
*10 : Europe
23 LN1
23 MN1
W–B
NC
NA

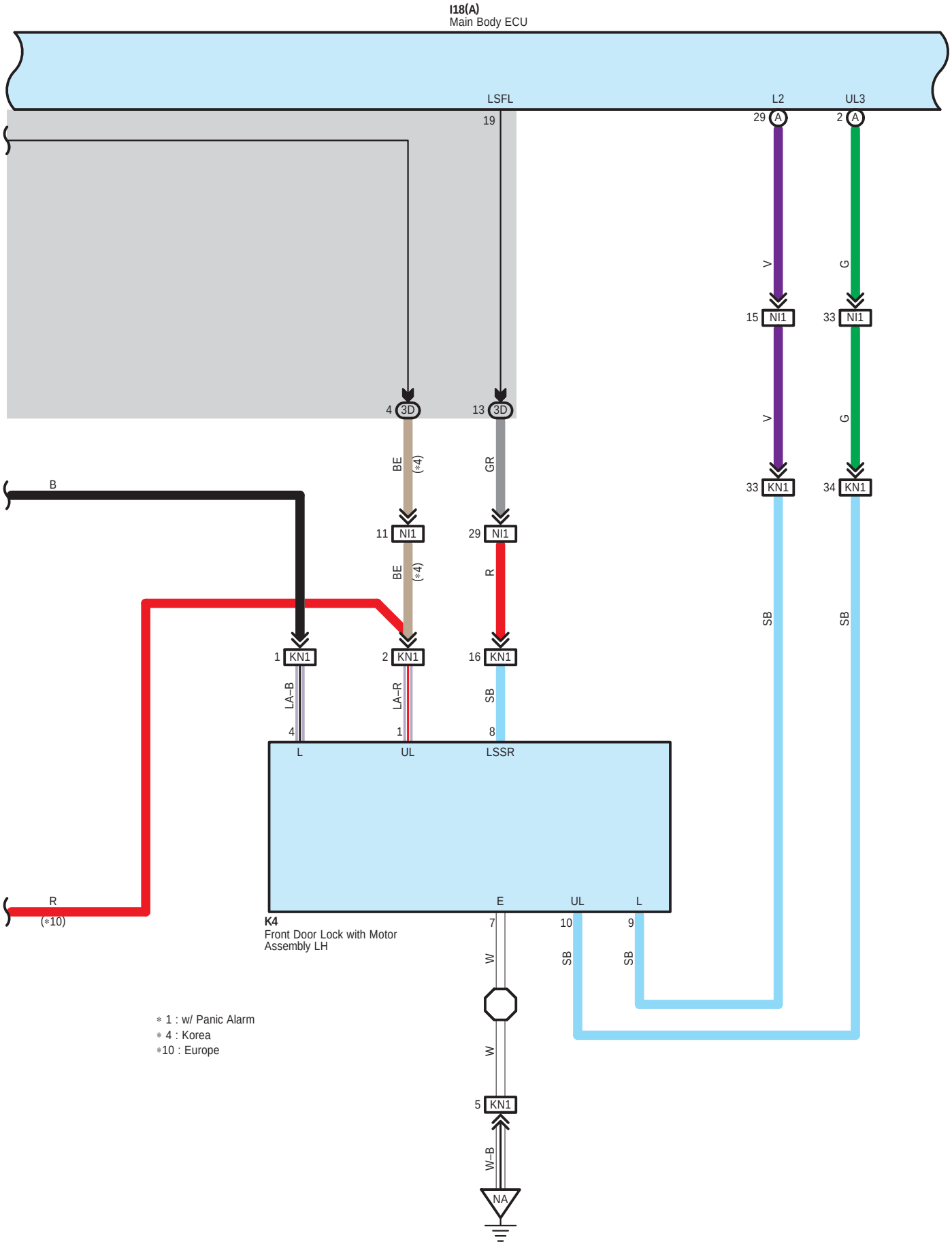
I18(A)
Main Body ECU
LSFL
19
L2
29 A
UL3
2 A
V
G
15 NI1
33 NI1
4 3D
13 3D
BE
(*4)
GR
33 KN1
34 KN1
B
11 NI1
29 NI1
BE
(*4)
R
SB
SB
1 KN1
2 KN1
16 KN1
LA–B
LA–R
SB
4
1
8
L
UL
LSSR
R
(*10)
E
UL
L
K4
Front Door Lock with Motor Assembly LH
7
10
9
W
SB
SB
W
5 KN1
W–B
NA
* 1 : w/ Panic Alarm
* 4 : Korea
*10 : Europe

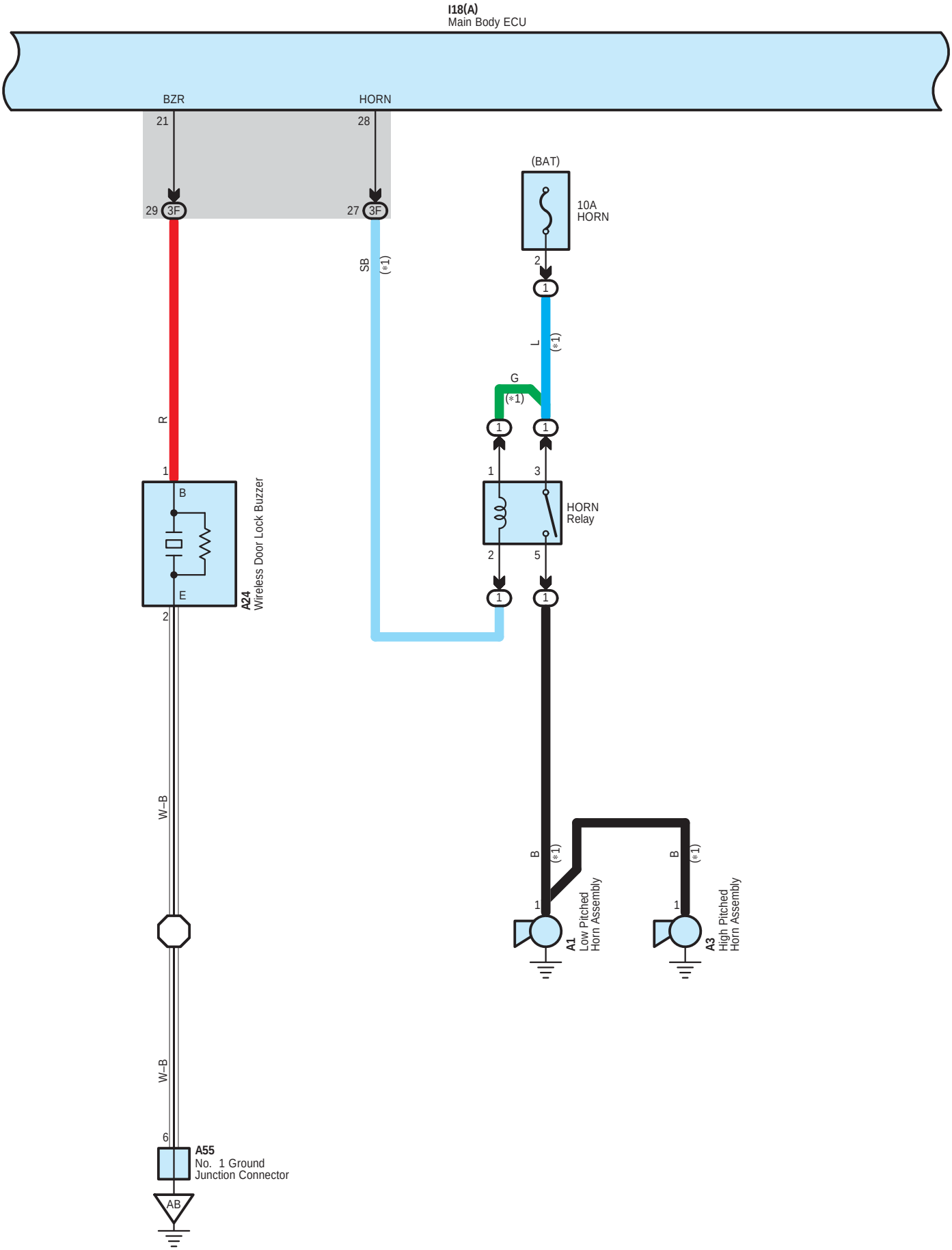
I18(A)
Main Body ECU
BZR
HORN
21
28
29
3F
27
3F
(BAT)
10A
HORN
2
1
SB
(*1)
L
(*1)
G
(*1)
R
1
B
E
A24
Wireless Door Lock Buzzer
2
1
3
HORN
Relay
2
5
W–B
B
(*1)
B
(*1)
1
A1
Low Pitched
Horn Assembly
A3
High Pitched
Horn Assembly
W–B
6
A55
No. 1 Ground
Junction Connector
AB

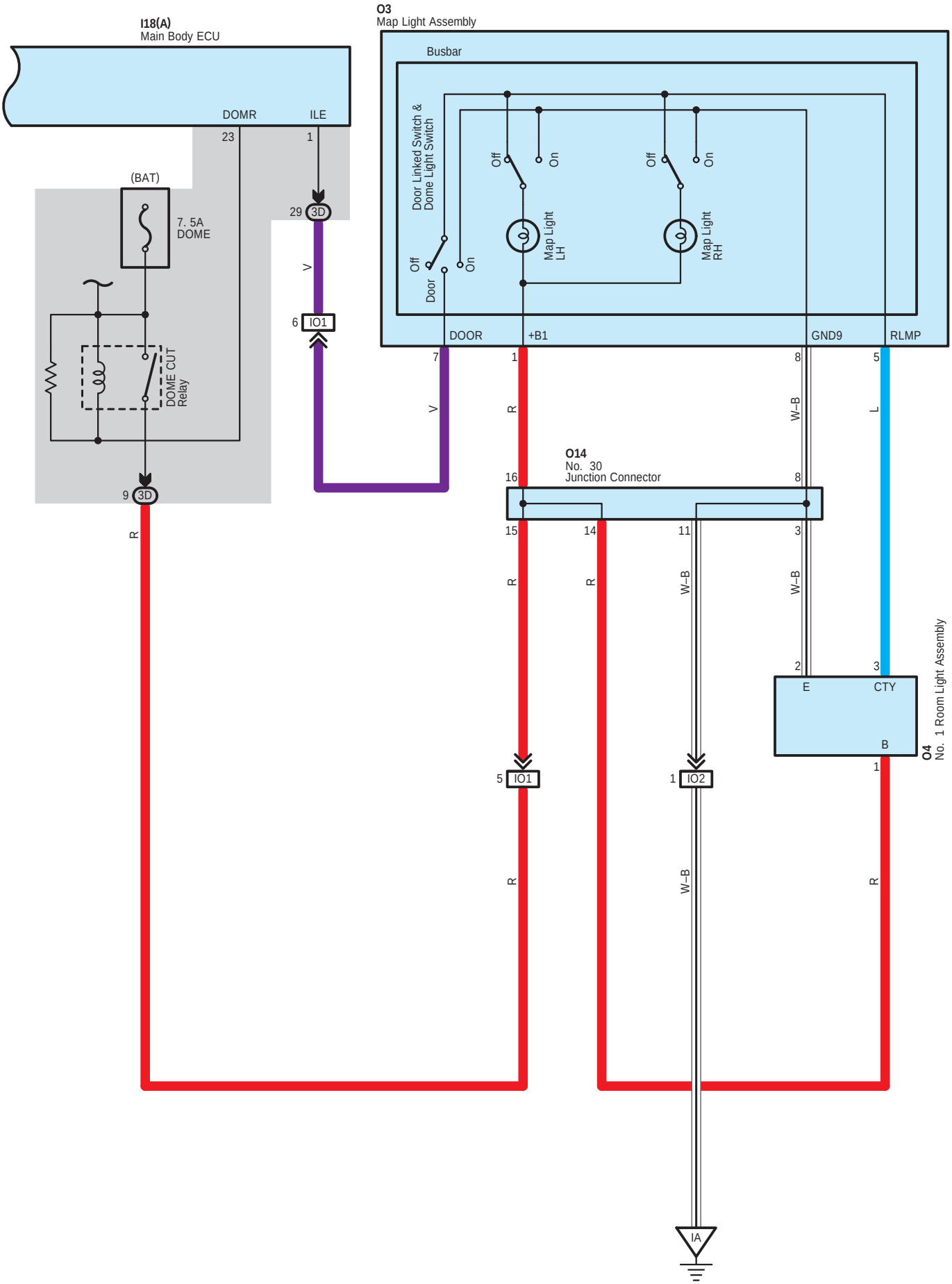
I18(A)
Main Body ECU
DOMR
ILE
23
1
(BAT)
7. 5A
DOME
29
3D
V
6
IO1
DOME CUT
Relay
9
3D
R
O3
Map Light Assembly
Busbar
Door Linked Switch &
Dome Light Switch
Off
On
Door
Map Light
LH
Map Light
RH
DOOR
+B1
GND9
RLMP
7
1
8
5
V
R
W–B
L
O14
No. 30
Junction Connector
16
8
15
14
11
3
R
R
W–B
W–B
2
3
E
CTY
B
O4
No. 1 Room Light Assembly
5
IO1
1
IO2
1
R
W–B
R
IA

A1
Black

90980-10619

A3
Black

90980-10619

A24
Gray

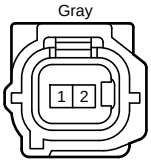

90980-12572

A32
Black

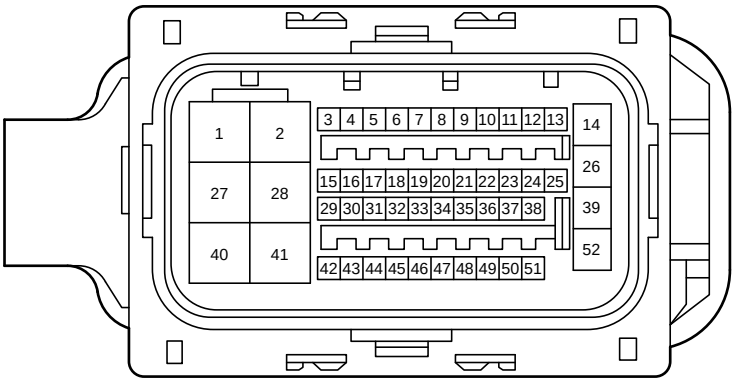

90980-12B87

A37
Blue

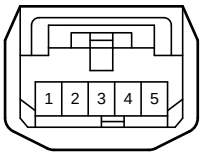

90980-12954

A38
Black

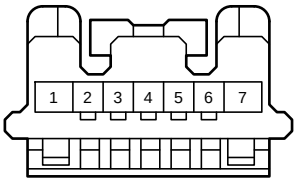

90980-12092

A52
Black

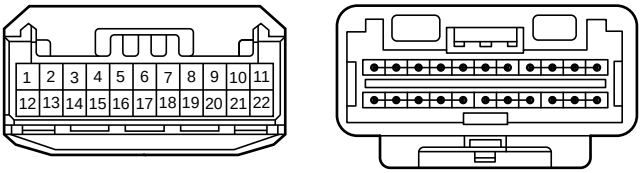

90980-12B54

A53
Black

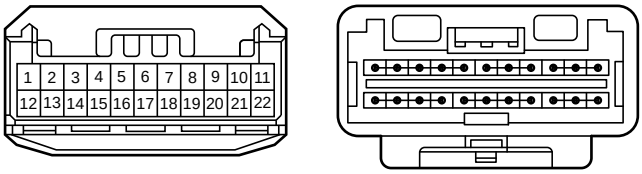

90980-12B54

A55
Black

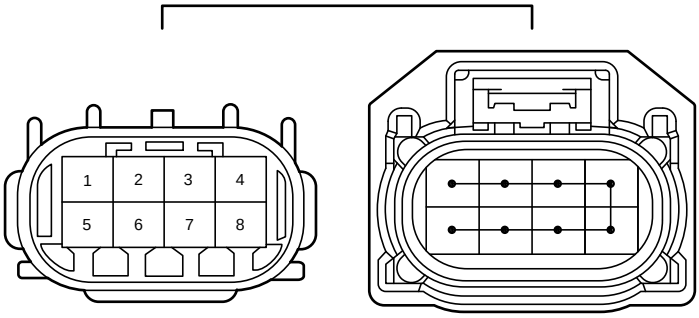

90980-12B56

C27
Black

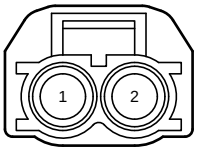

90980-12611

C31
Black

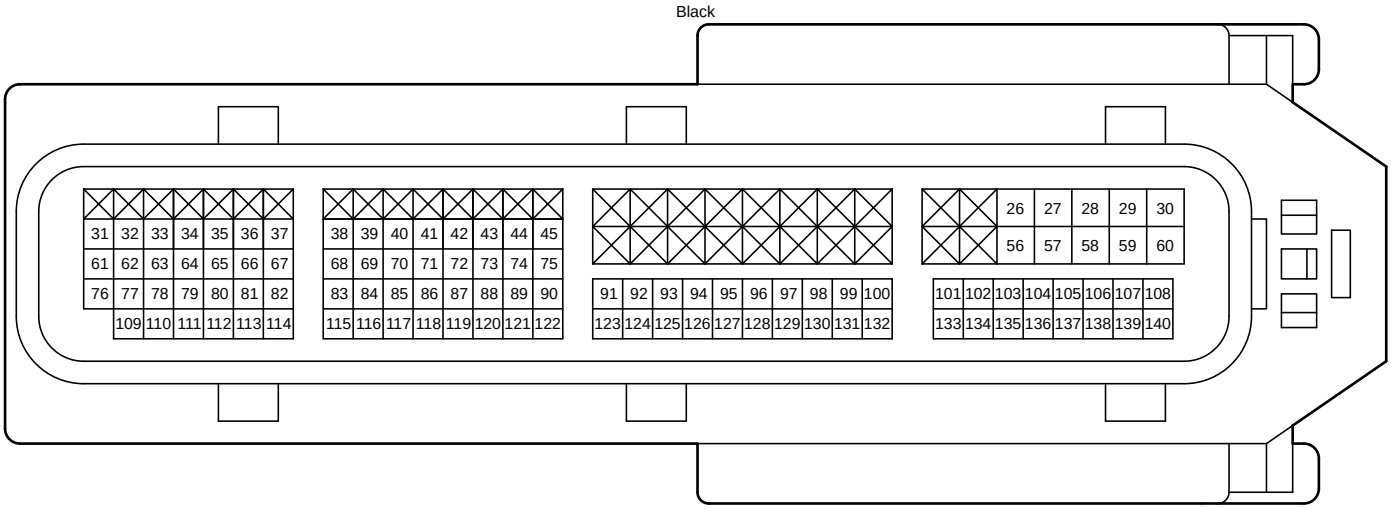

90980-12A39

I1
White

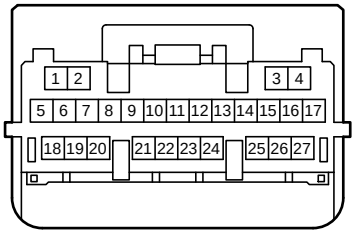

90980-12B78

I2
Gray

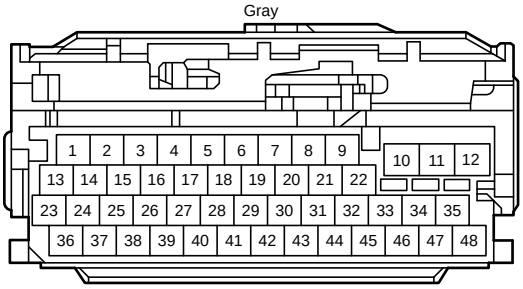

90980-12C23

I3
Black

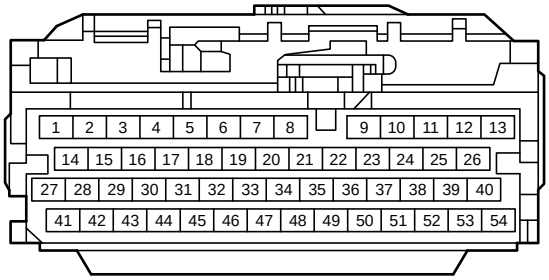

90980-12B96

I6
Black

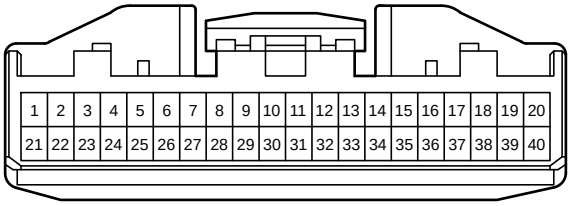

90980-12557

I7
Black

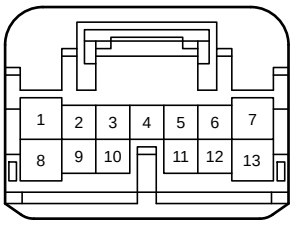

90980-12767

I18
White

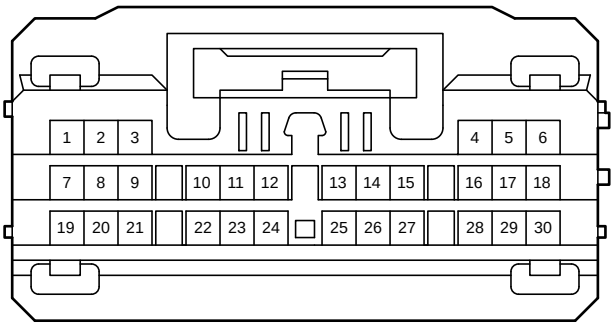

90980-12909

I20
White

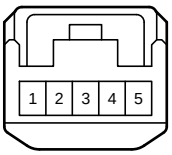

90980-12366

I49
White

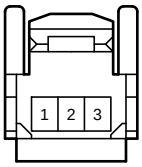

90980-12795

I51
White

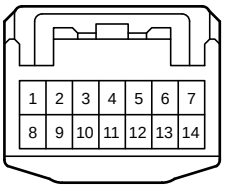

90980-12370

I53
Black

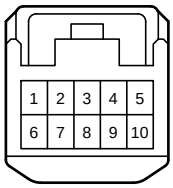

90980-12368

I62
Black

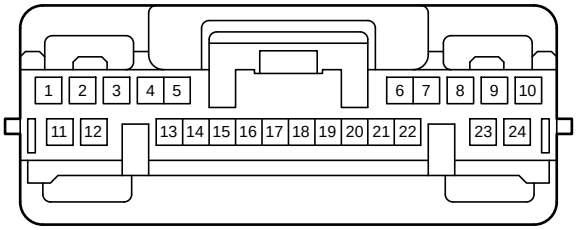

90980-12912

I75
Black

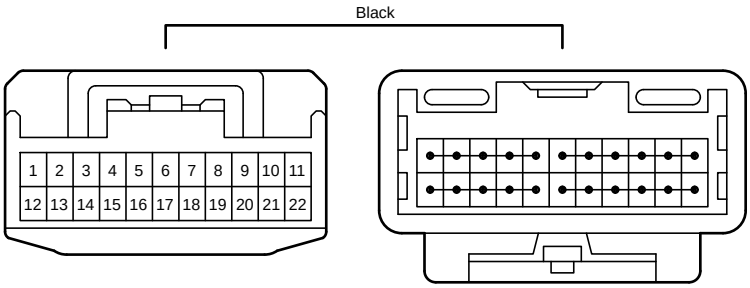

90980-12372

I76
Gray

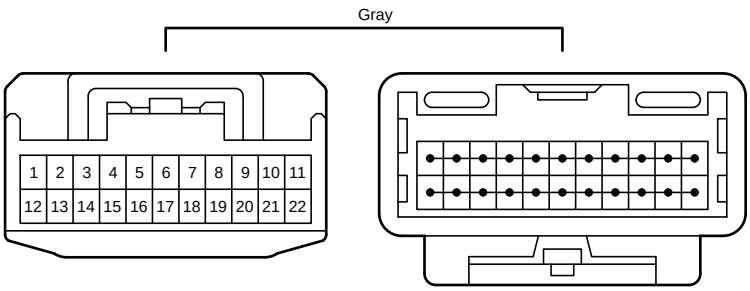

90980-12372

I78
Gray

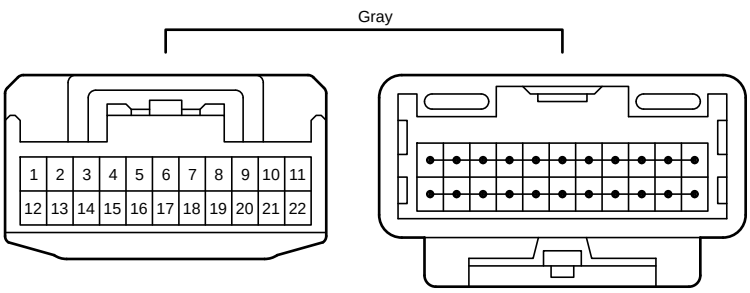

90980-12372

I84

White

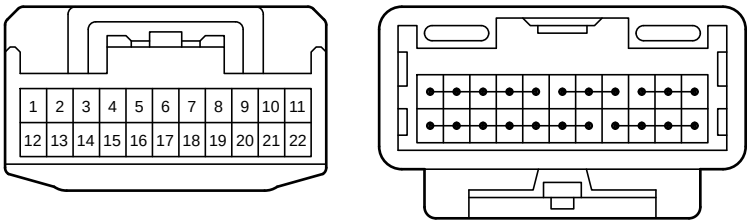

90980-12372

I86

Black

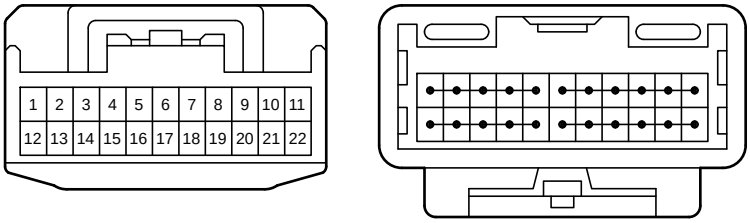

90980-12372

I88

White

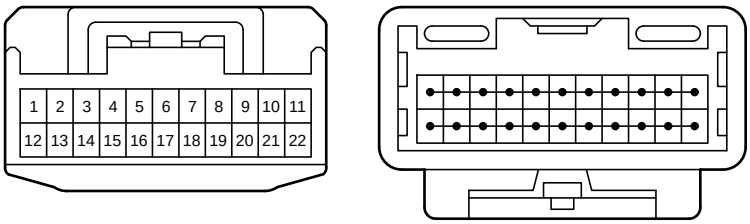

90980-12372
(RHD)

I88

Gray

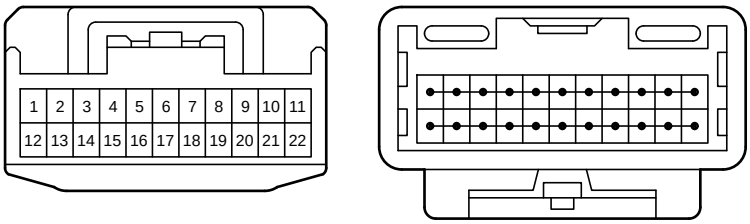

90980-12372
(LHD)

I89
Black

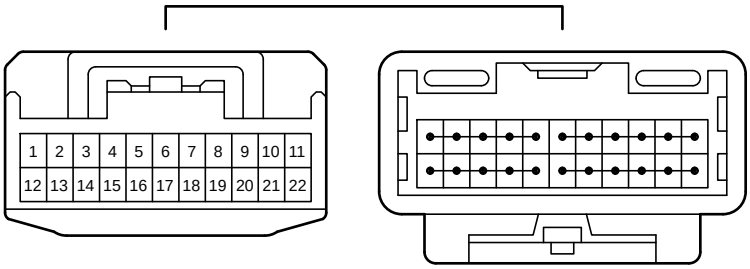

90980-12372

J3
White

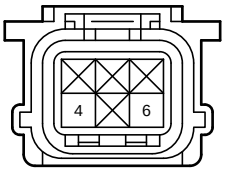

90980-12A30

J4
White

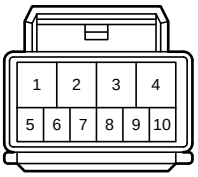

90980-12226

K3
White

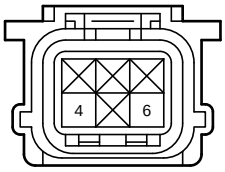

90980-12A30

K4
White

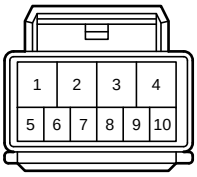

90980-12226

L1
White

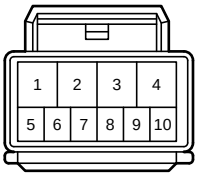

90980-12226

M1
White

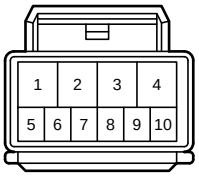

90980-12226

N6
Black

90980-10871

N9
White

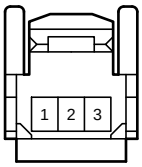

90980-12795

N12
White

90980-10871

N14
White



90980-12552

N27
Black

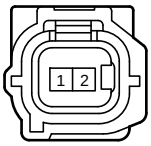

90980-12416

N28
White

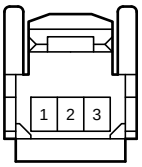

90980-12795

N43
Black

90980-10871

N47
White

90980-10871

N54
White

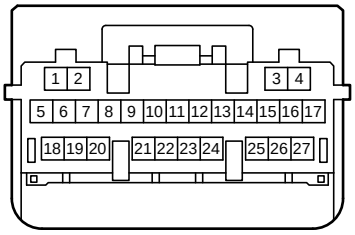

90980-12B77

N81
Black

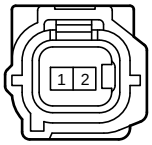

90980-12416

N99
Black

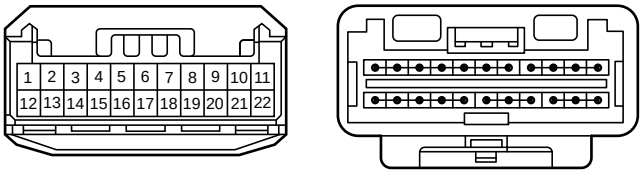

90980-12B54

O3
White

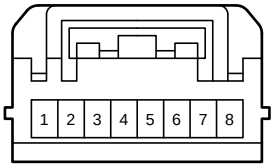

90980-12550

O4
Gray

O14
Black

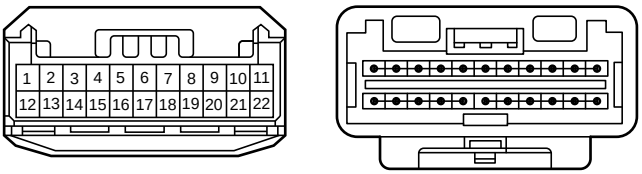

90980-12B54

R1
Black

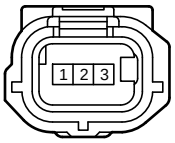

90980-12353

R14
Black

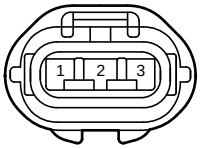

90980-11349

3A
White

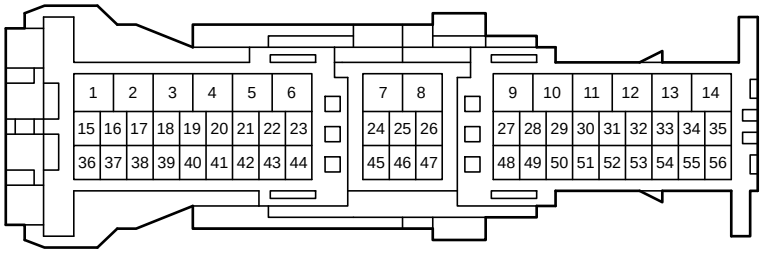

90980-12943

3D
White

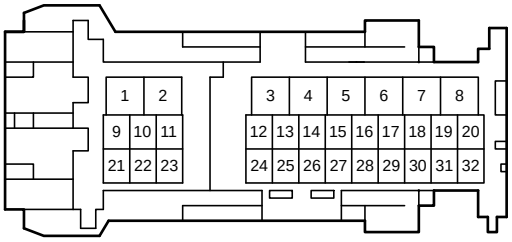

90980-12A48

3F
White

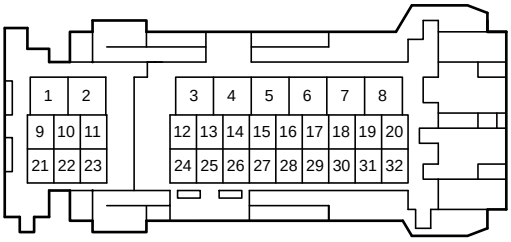

90980-12A47

3H
White

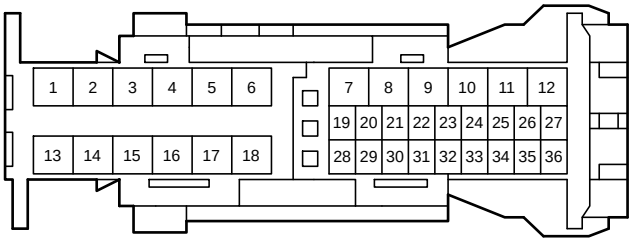

90980-12944

AI1
Gray

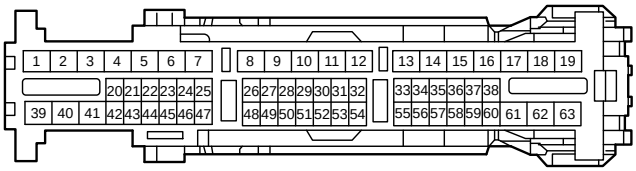

90980-12B20

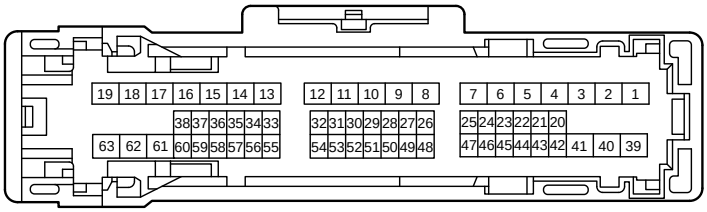

90980-12B19

AI3
White

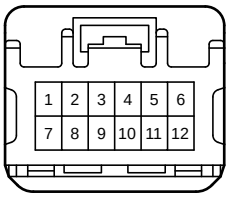

90980-12737

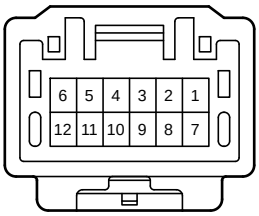

90980-12736

AN3
White

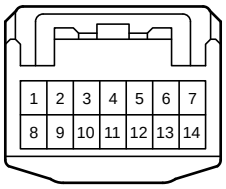

90980-12370

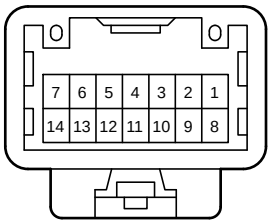

90980-12369

CA2
Black

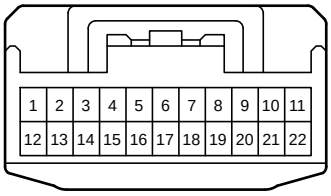

90980-12372

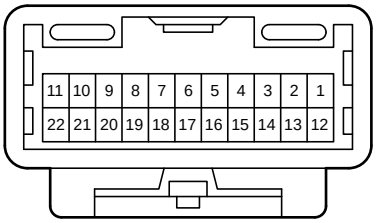

90980-12371

IO1
White

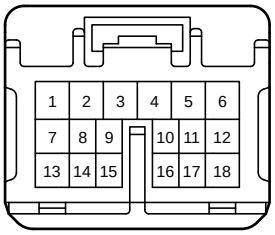

90980-12745

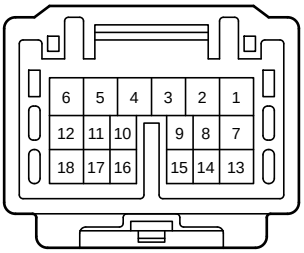

90980-12744

IO2
Black

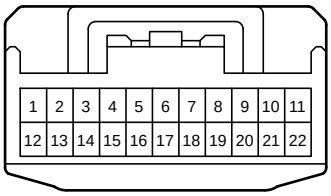

90980-12372

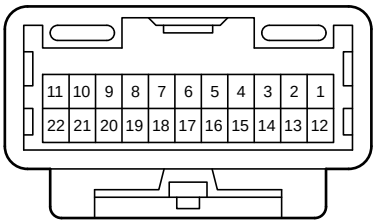

90980-12371

JN1
White

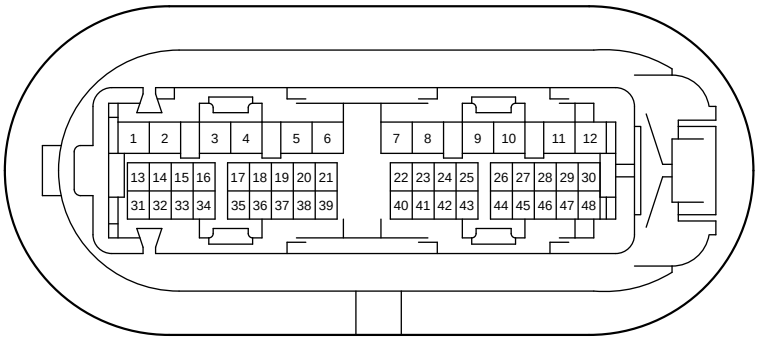

90980-12A09

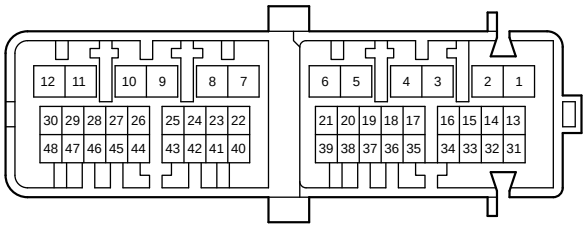

90980-12A06

KN1
White

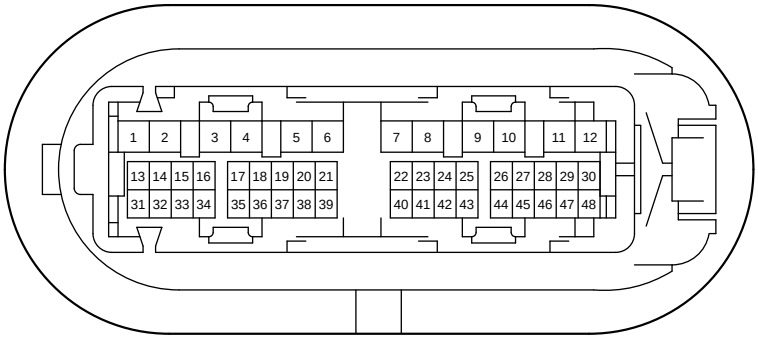

90980-12A09

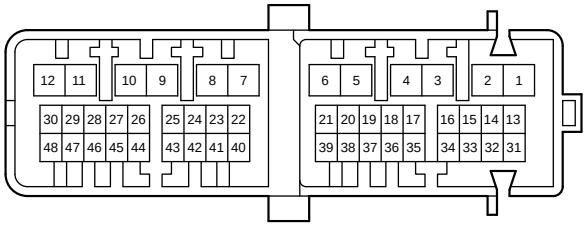

90980-12A06

LN1
White

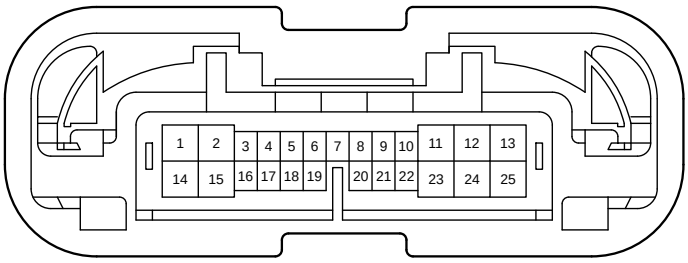

90980-12802

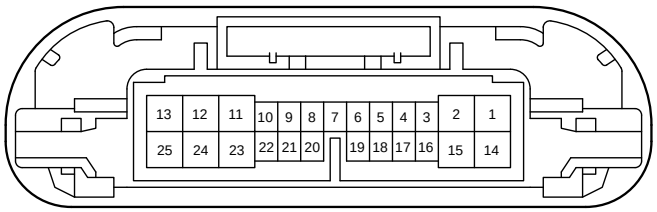

90980-12801

MN1
White

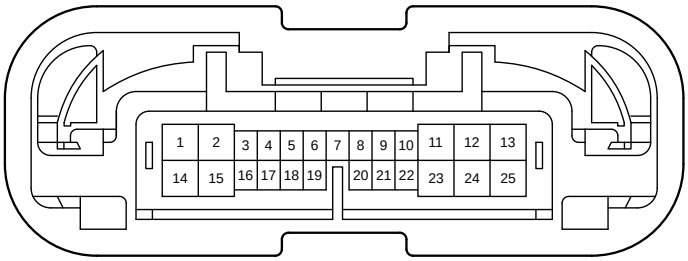

90980-12802

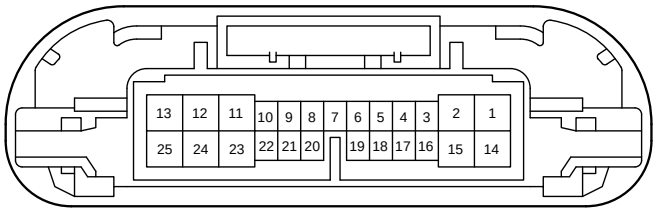

90980-12801

NI1
White

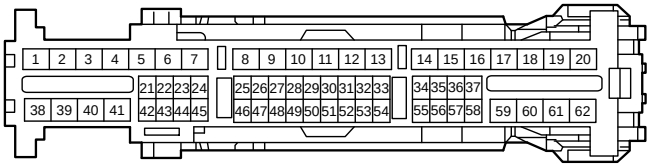

90980-12B22

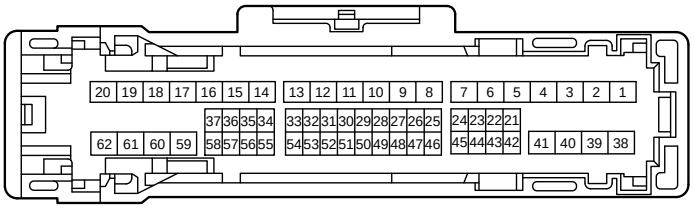

90980-12B21

NI2
White

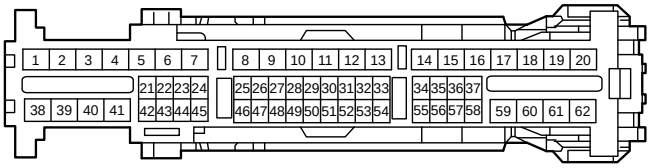

90980-12B22

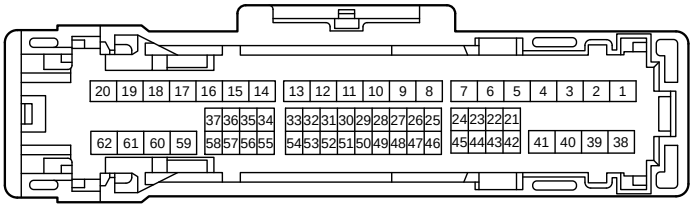

90980-12B21

QN1
White

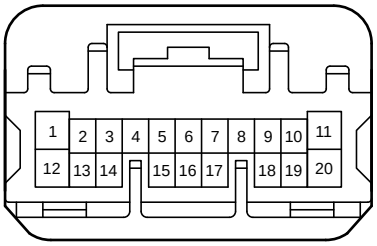

90980-12741

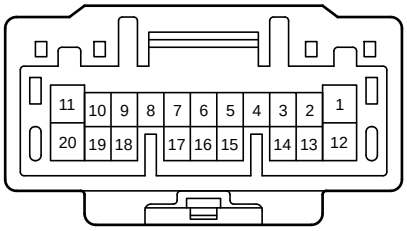

90980-12740

QN2
White

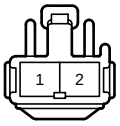

90980-10916

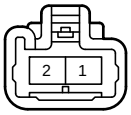

90980-10915

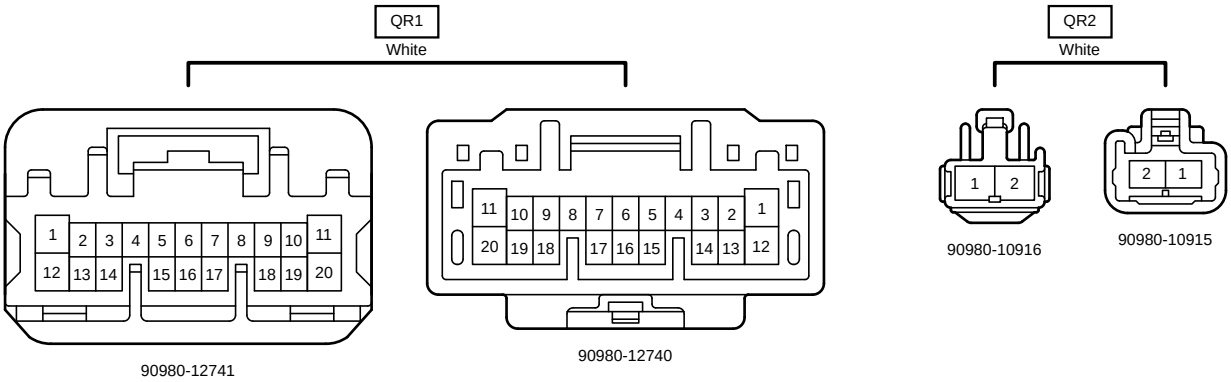
QR1
White
QR2
White
1 2 3 4 5 6 7 8 9 10 11
12 13 14 15 16 17 18 19 20
90980-12741
11 10 9 8 7 6 5 4 3 2 1
20 19 18 17 16 15 14 13 12
90980-12740
1 2
90980-10916
2 1
90980-10915