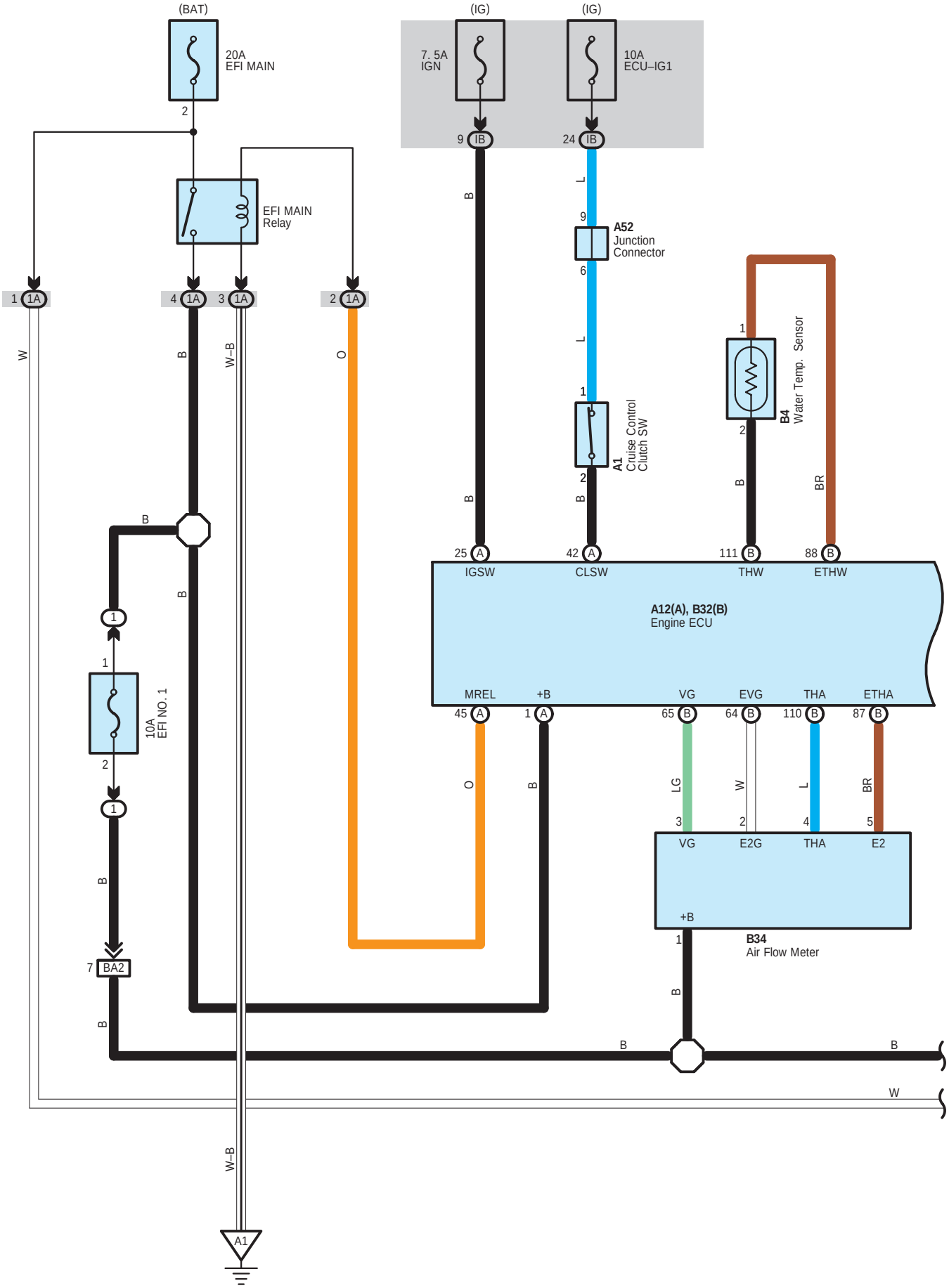
(BAT)
20A
EFI MAIN
2
EFI MAIN
Relay
1 1A
4 1A
3 1A
2 1A
W
B
W–B
O
B
1
1
10A
EFI NO. 1
2
1
B
7 BA2
B
(IG)
(IG)
7. 5A
IGN
10A
ECU–IG1
9 IB
24 IB
B
L
9
A52
Junction
Connector
6
L
1
A1
Cruise Control
Clutch SW
2
B
B
1
B4
Water Temp. Sensor
2
B
BR
25 A
42 A
111 B
88 B
IGSW
CLSW
THW
ETHW
A12(A), B32(B)
Engine ECU
MREL
+B
VG
EVG
THA
ETHA
45 A
1 A
65 B
64 B
110 B
87 B
O
B
LG
W
L
BR
3
2
4
5
VG
E2G
THA
E2
+B
1
B34
Air Flow Meter
B
B
B
W
W–B
A1

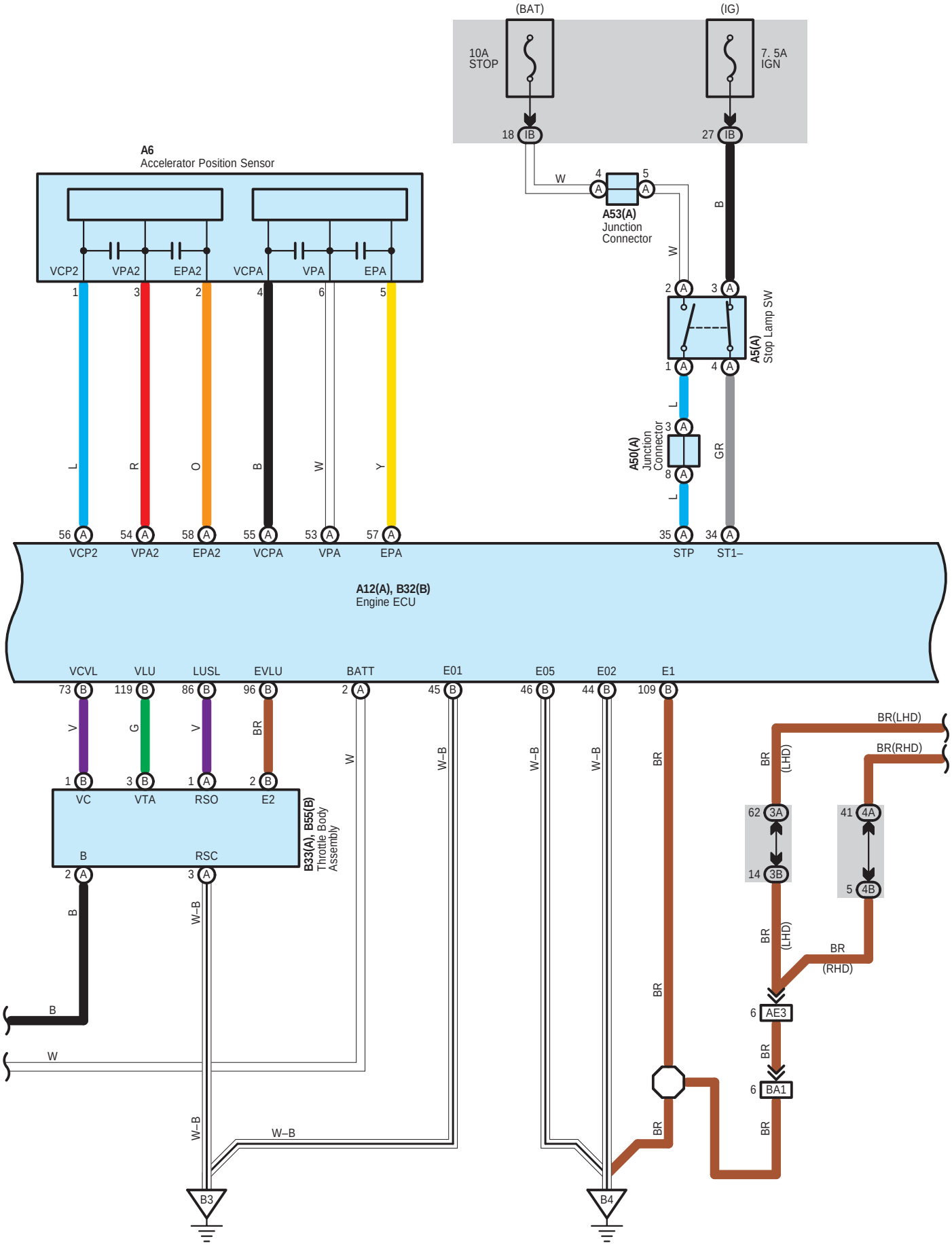
(BAT)
(IG)
10A
STOP
7. 5A
IGN
18 IB
27 IB
A6
Accelerator Position Sensor
VCP2
VPA2
EPA2
VCPA
VPA
EPA
W
A53(A)
Junction
Connector
B
A5(A)
Stop Lamp SW
A50(A)
Junction
Connector
GR
L
R
O
B
W
Y
56 A VCP2
54 A VPA2
58 A EPA2
55 A VCPA
53 A VPA
57 A EPA
35 A STP
34 A ST1–
A12(A), B32(B)
Engine ECU
VCVL
VLU
LUSL
EVLU
BATT
E01
E05
E02
E1
73 B
119 B
86 B
96 B
2 A
45 B
46 B
44 B
109 B
V
G
V
BR
1 B VC
3 B VTA
1 A RSO
2 B E2
B33(A), B55(B)
Throttle Body
Assembly
B
RSC
2 A
3 A
W–B
BR(LHD)
BR(RHD)
BR
(LHD)
62 3A
14 3B
41 4A
5 4B
BR
(RHD)
6 AE3
6 BA1
B3
B4

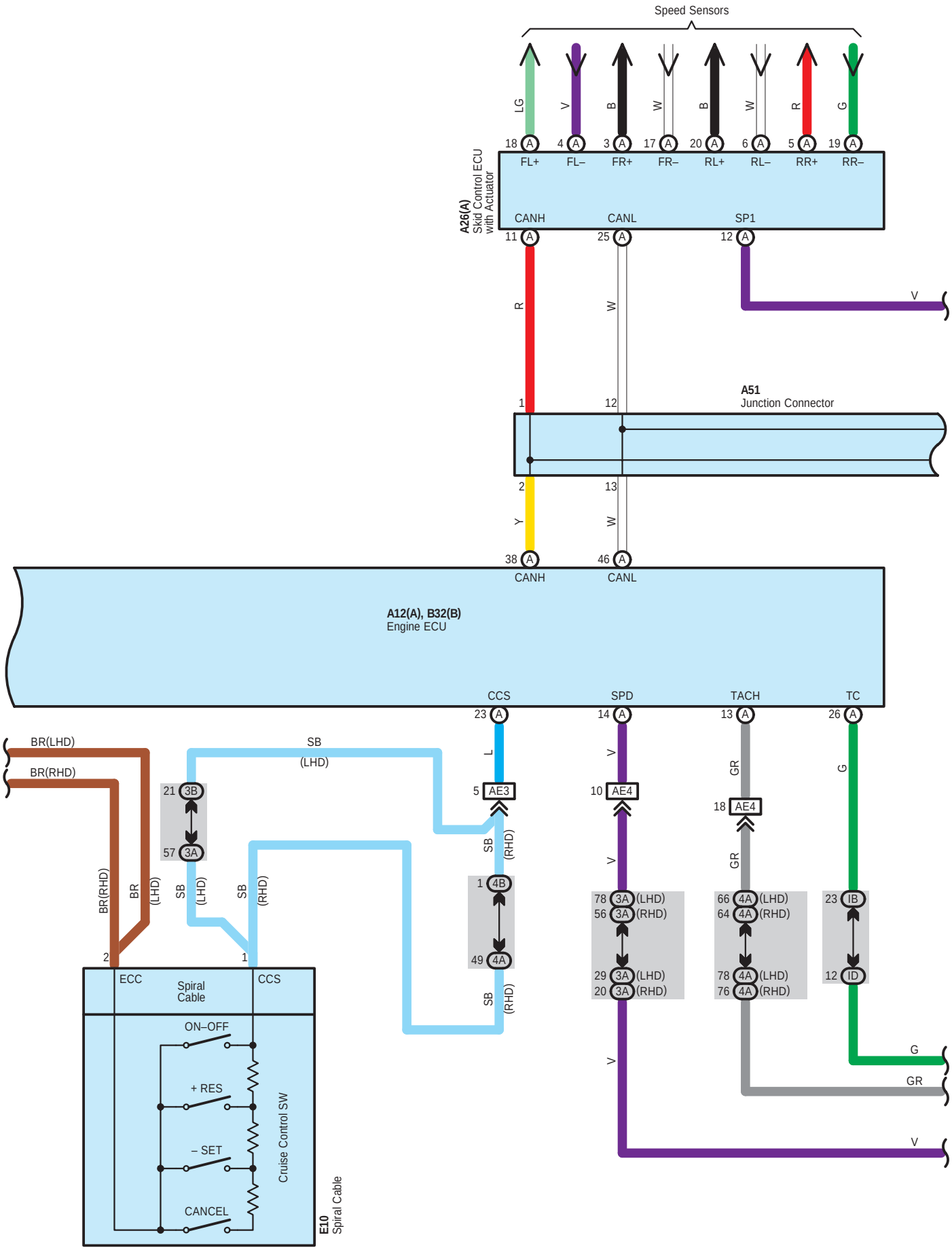
Speed Sensors
LG
V
B
W
B
W
R
G
18 A
4 A
3 A
17 A
20 A
6 A
5 A
19 A
FL+
FL–
FR+
FR–
RL+
RL–
RR+
RR–
A26(A)
Skid Control ECU
with Actuator
CANH
CANL
SP1
11 A
25 A
12 A
R
W
V
A51
Junction Connector
1
12
2
13
Y
W
38 A
46 A
CANH
CANL
A12(A), B32(B)
Engine ECU
CCS
SPD
TACH
TC
23 A
14 A
13 A
26 A
BR(LHD)
BR(RHD)
SB
(LHD)
L
V
GR
G
21 3B
57 3A
5 AE3
10 AE4
18 AE4
SB
(RHD)
V
GR
1 4B
49 4A
78 3A (LHD)
56 3A (RHD)
29 3A (LHD)
20 3A (RHD)
66 4A (LHD)
64 4A (RHD)
78 4A (LHD)
76 4A (RHD)
23 IB
12 ID
BR(RHD)
BR
(LHD)
SB
(LHD)
SB
(RHD)
2
1
ECC
Spiral
Cable
CCS
ON–OFF
+ RES
– SET
CANCEL
Cruise Control SW
E10
Spiral Cable
G
GR
V

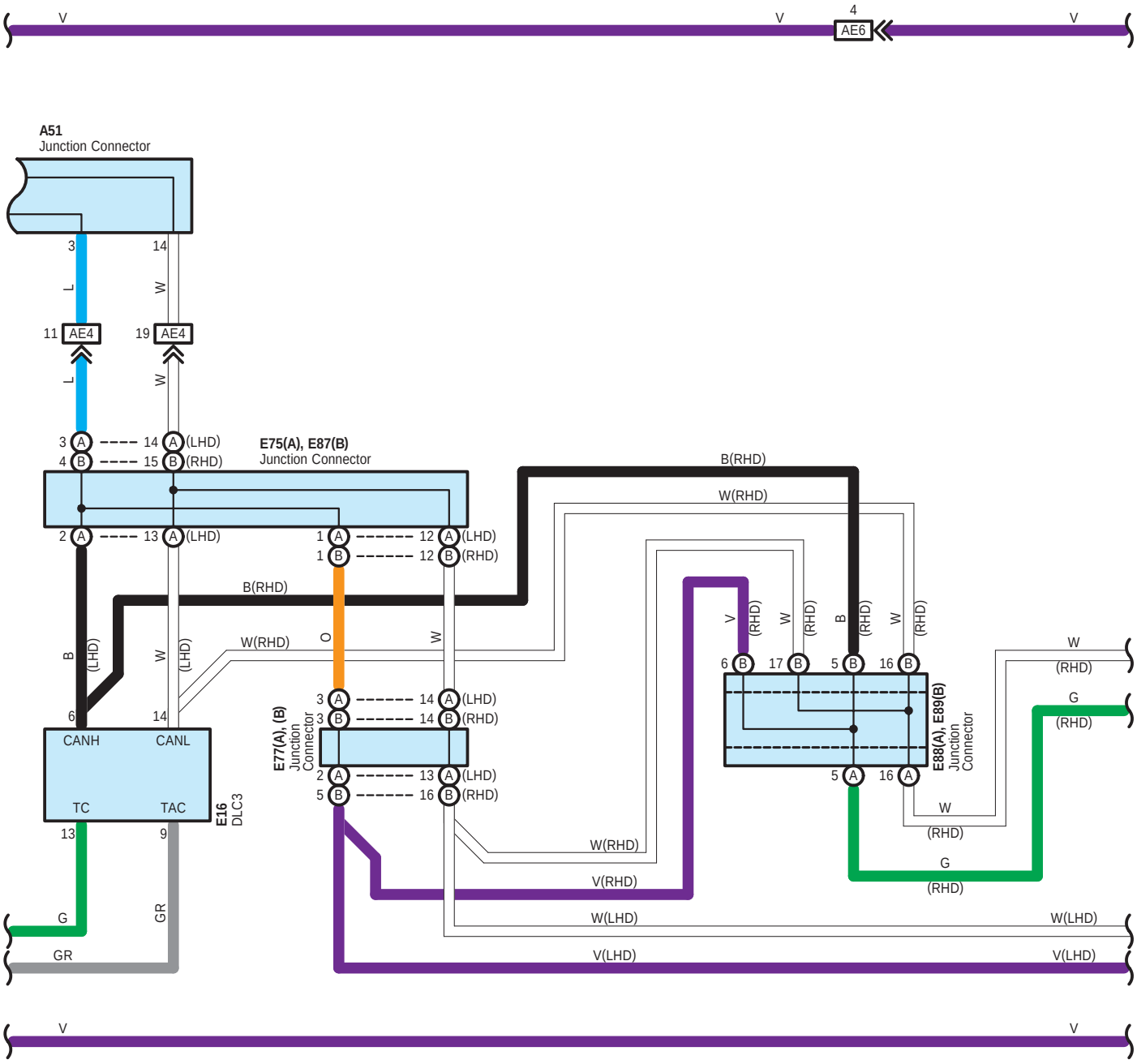
V
V
4
AE6
V
A51
Junction Connector
3
14
L
W
11
AE4
19
AE4
L
W
3 A
4 B
14 A (LHD)
15 B (RHD)
E75(A), E87(B)
Junction Connector
B(RHD)
W(RHD)
2 A
13 A (LHD)
1 A
1 B
12 A (LHD)
12 B (RHD)
B(RHD)
B (LHD)
W (LHD)
W(RHD)
O
W
V (RHD)
W (RHD)
B (RHD)
W (RHD)
6 B
17 B
5 B
16 B
W
(RHD)
G
(RHD)
6
14
CANH
CANL
TC
TAC
E16
DLC3
3 A
3 B
14 A (LHD)
14 B (RHD)
E77(A), (B)
Junction
Connector
2 A
5 B
13 A (LHD)
16 B (RHD)
5 A
16 A
E88(A), E89(B)
Junction
Connector
W
(RHD)
13
9
W(RHD)
G
(RHD)
V(RHD)
G
GR
W(LHD)
W(LHD)
GR
V(LHD)
V(LHD)
V
V

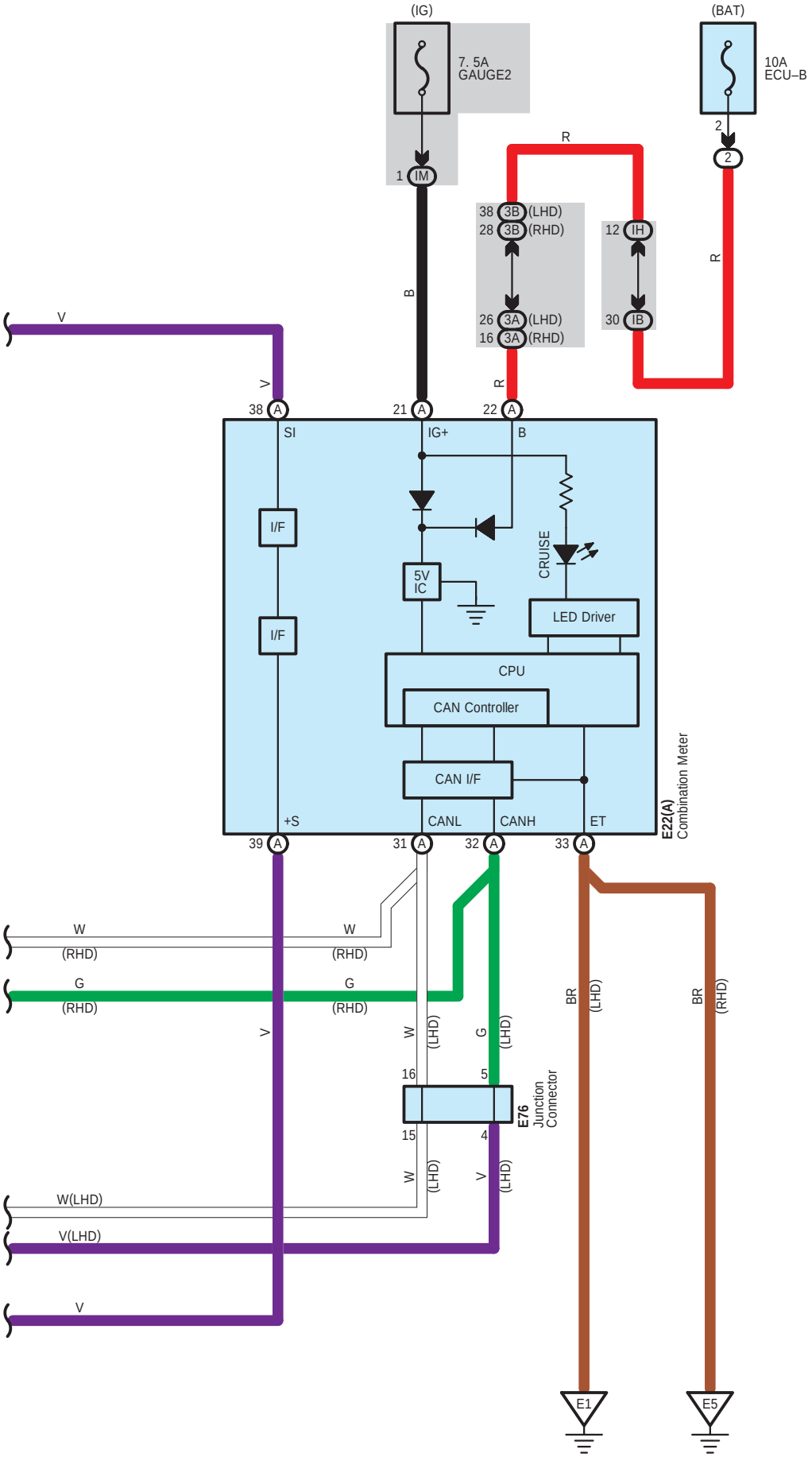
(IG)
7. 5A
GAUGE2
1 IM
(BAT)
10A
ECU–B
2
2
R
R
38 3B (LHD)
28 3B (RHD)
26 3A (LHD)
16 3A (RHD)
12 IH
30 IB
B
R
V
V
38 A
21 A
22 A
SI
IG+
B
I/F
I/F
5V
IC
CRUISE
LED Driver
CPU
CAN Controller
CAN I/F
+S
CANL
CANH
ET
39 A
31 A
32 A
33 A
E22(A)
Combination Meter
W
(RHD)
W
(RHD)
G
(RHD)
G
(RHD)
V
W
(LHD)
G
(LHD)
16
5
15
4
E76
Junction
Connector
W
(LHD)
V
(LHD)
W(LHD)
V(LHD)
V
BR
(LHD)
BR
(RHD)
E1
E5

A 1
White



A 5
Black

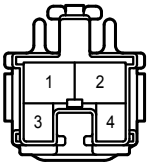

A 6
Black



A 12
Black

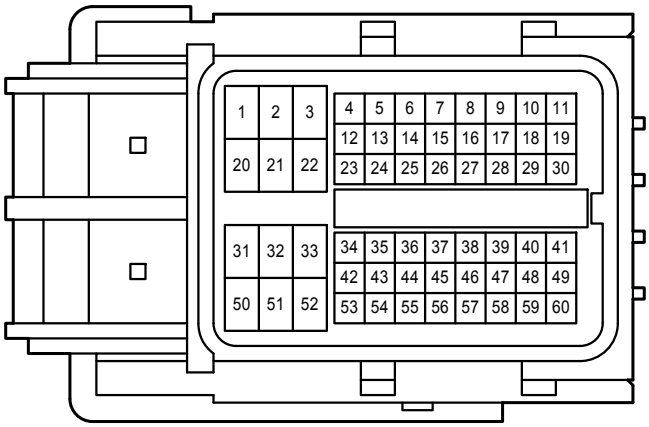

A 26
Black

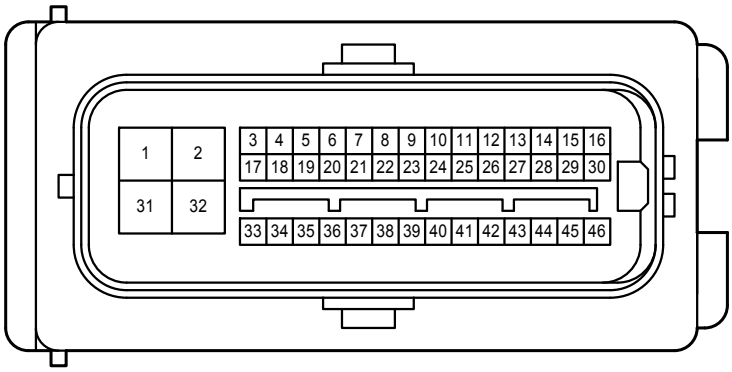

A 50
White

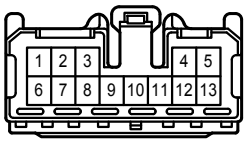

A 51
Gray

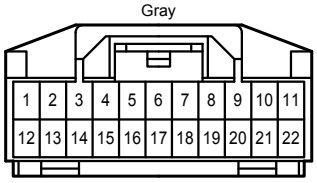

A 52
Gray

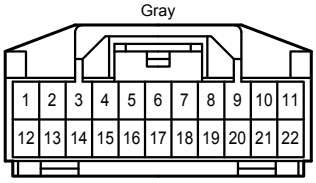

A 53
Black

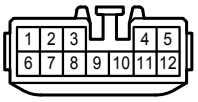

B 4
Gray

B 32
Black

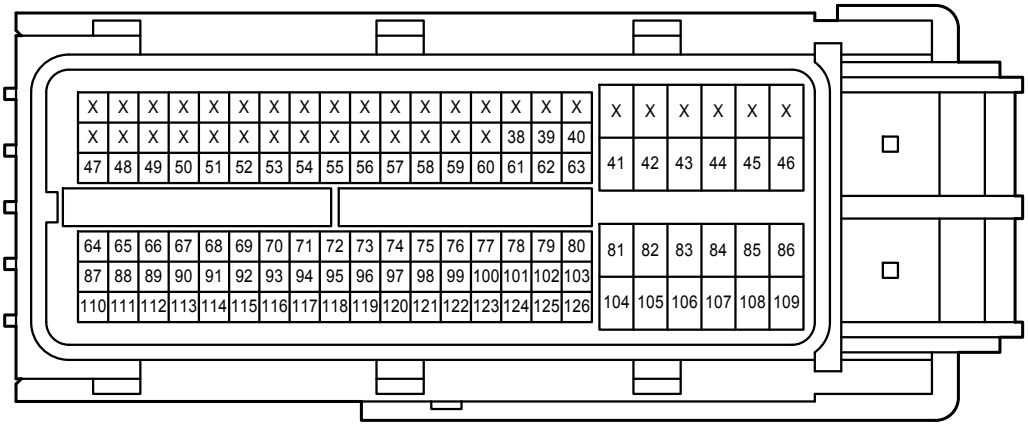

B 33
Black

B 34
Black



B 55
Black

E 10
Black

E 16
White

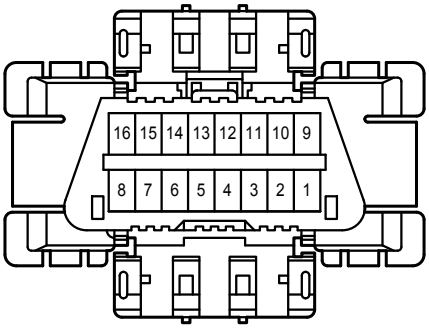

E 22
White

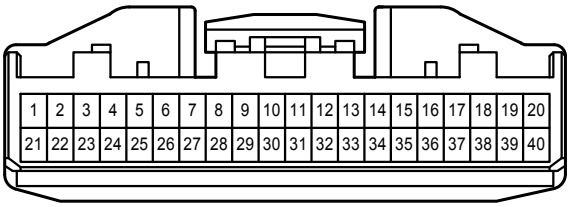

E 75
Gray

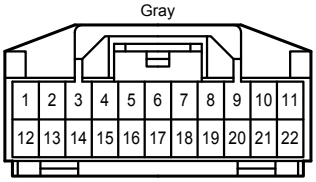

E 76
Black

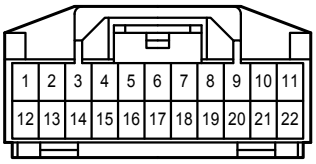

E 77
Gray

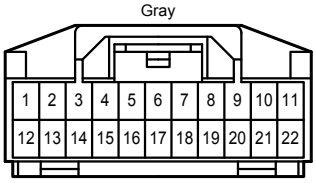

E 87
Gray

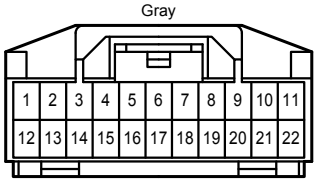

E 88
Blue

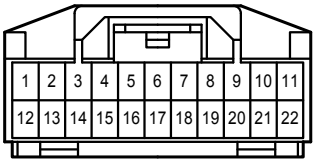

E 89
Blue

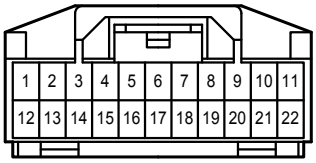

1A
White

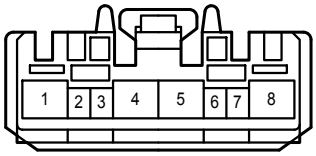

3A
White

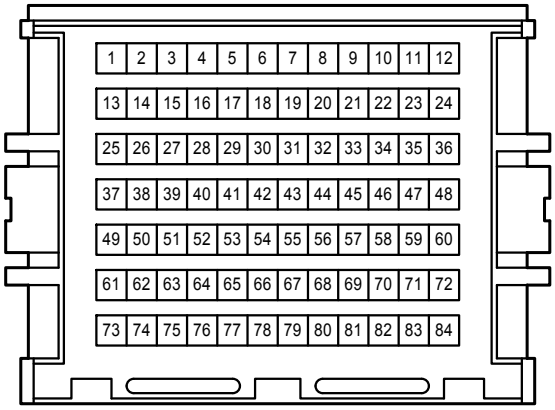

3B
White

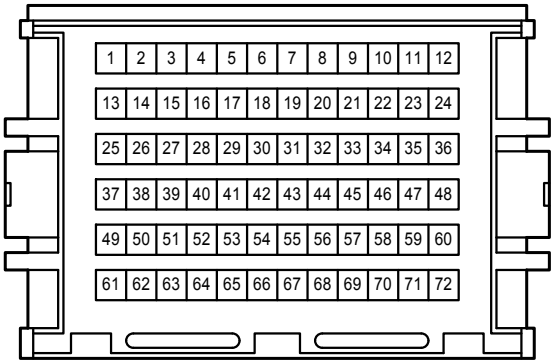

4A
White

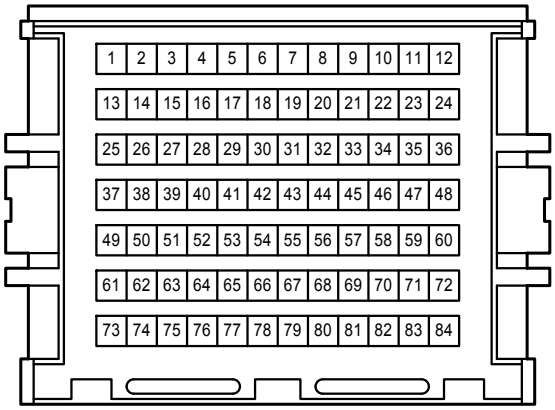

4B
White

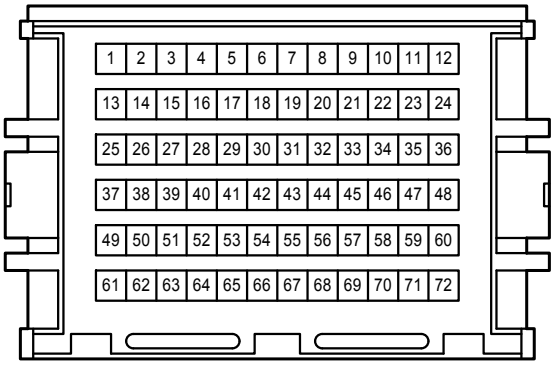

IB
White

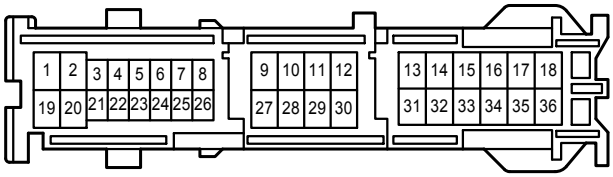

ID
White

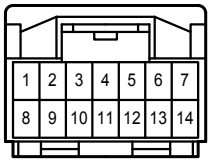

IH
White

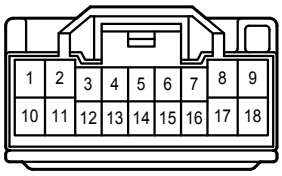

IM
White



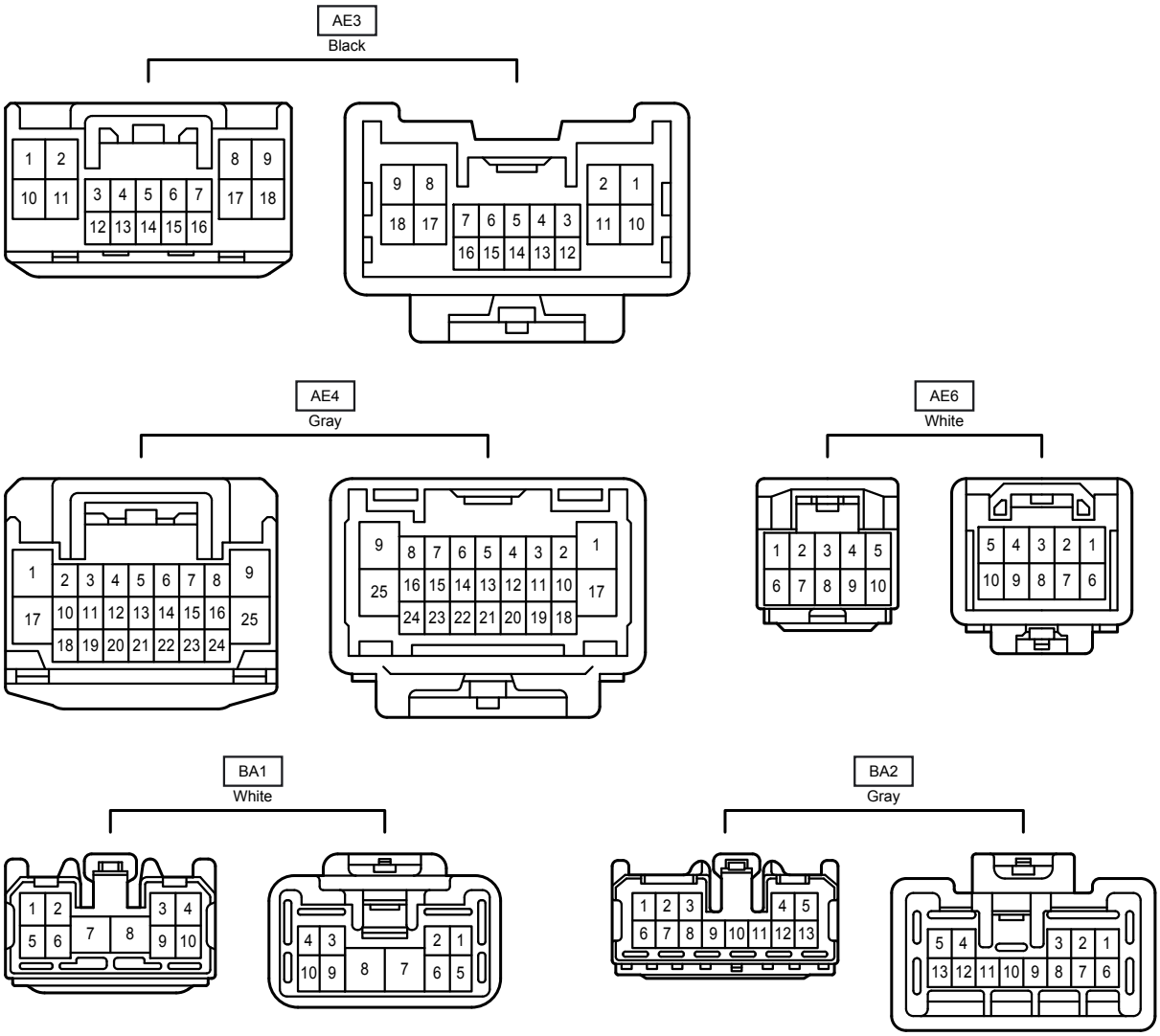
AE3
Black
AE4
Gray
AE6
White
BA1
White
BA2
Gray