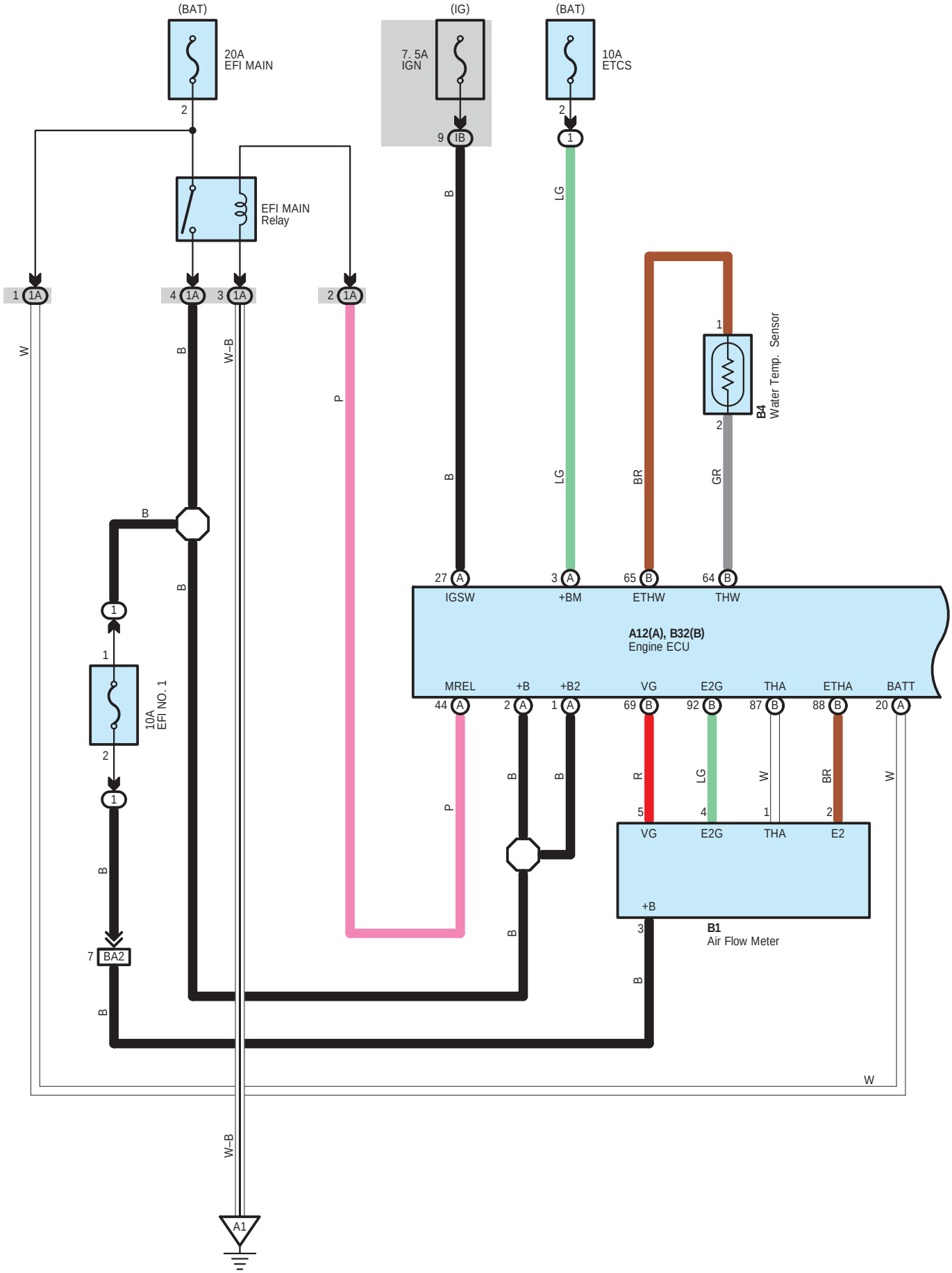
(BAT)
20A
EFI MAIN
(IG)
7. 5A
IGN
(BAT)
10A
ETCS
EFI MAIN
Relay
B4
Water Temp. Sensor
IGSW
+BM
ETHW
THW
A12(A), B32(B)
Engine ECU
MREL
+B
+B2
VG
E2G
THA
ETHA
BATT
10A
EFI NO. 1
VG
E2G
THA
E2
+B
B1
Air Flow Meter
BA2
A1

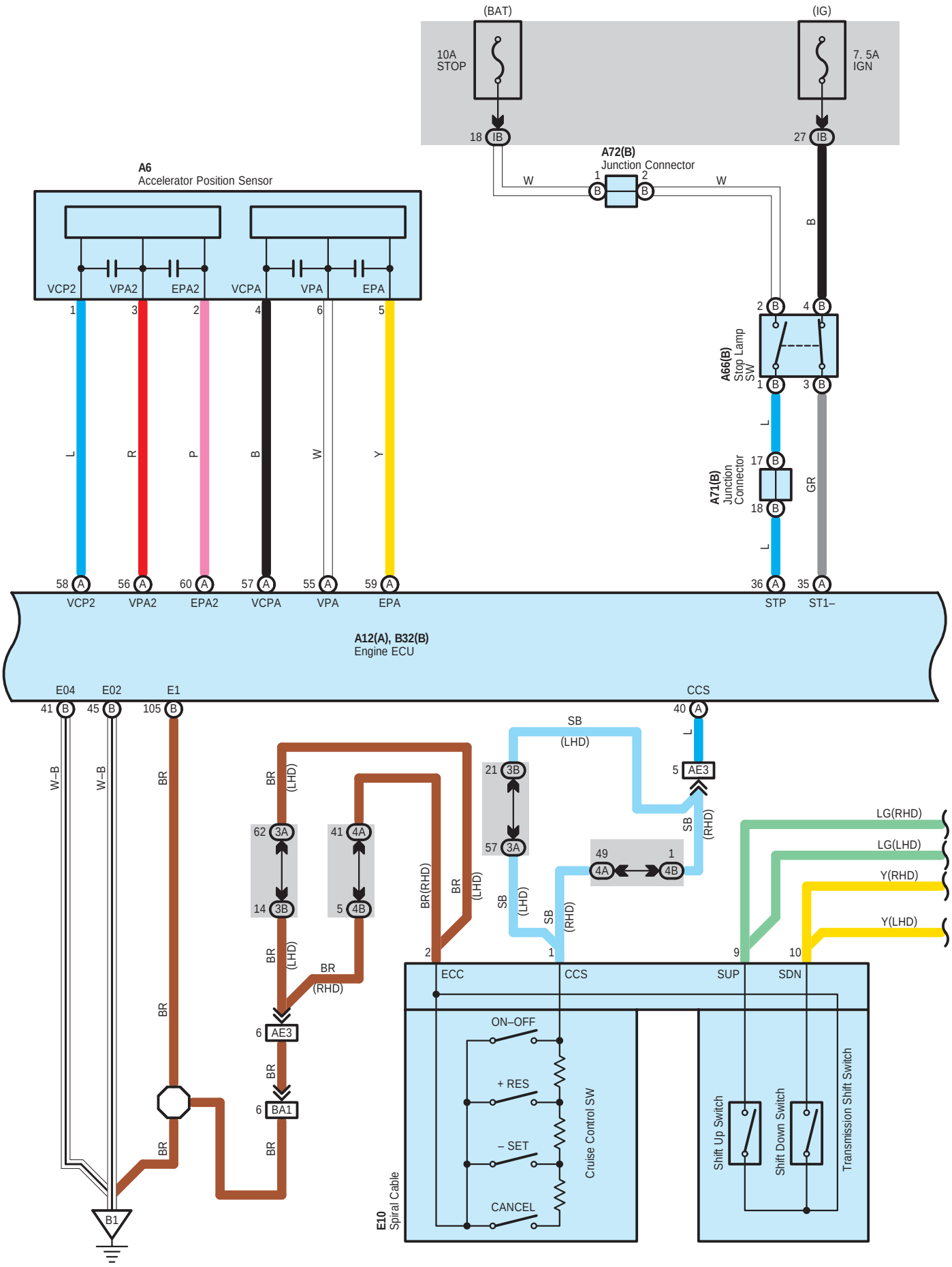
(BAT)
(IG)
10A
STOP
7. 5A
IGN
18 IB
27 IB
A72(B)
Junction Connector
W
W
B
A6
Accelerator Position Sensor
VCP2
VPA2
EPA2
VCPA
VPA
EPA
1
3
2
4
6
5
L
R
P
B
W
Y
2 B
4 B
A66(B)
Stop Lamp
SW
1 B
3 B
L
17 B
A71(B)
Junction
Connector
18 B
GR
L
58 A
56 A
60 A
57 A
55 A
59 A
36 A
35 A
VCP2
VPA2
EPA2
VCPA
VPA
EPA
STP
ST1–
A12(A), B32(B)
Engine ECU
E04
E02
E1
CCS
41 B
45 B
105 B
40 A
W–B
W–B
BR
BR
(LHD)
SB
(LHD)
L
5 AE3
21 3B
57 3A
SB
(RHD)
62 3A
41 4A
14 3B
5 4B
49
1
4A
4B
LG(RHD)
LG(LHD)
Y(RHD)
Y(LHD)
BR(RHD)
BR
(LHD)
SB
(LHD)
SB
(RHD)
BR
(LHD)
BR
(RHD)
2
1
9
10
ECC
CCS
SUP
SDN
BR
6 AE3
BR
6 BA1
BR
BR
BR
ON–OFF
+ RES
– SET
CANCEL
Cruise Control SW
E10
Spiral Cable
Shift Up Switch
Shift Down Switch
Transmission Shift Switch
B1

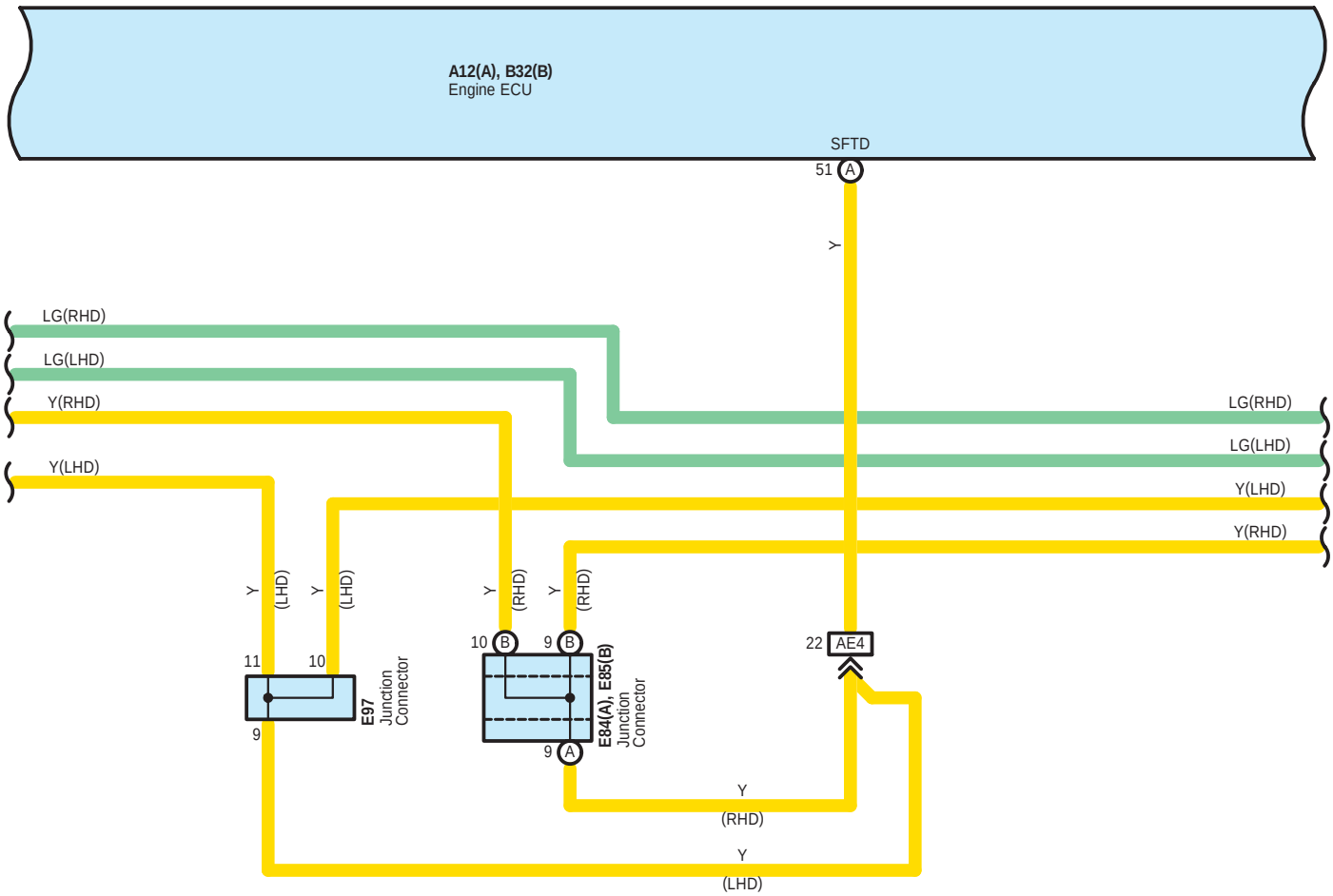
A12(A), B32(B)
Engine ECU
SFTD
51 A
Y
LG(RHD)
LG(LHD)
Y(RHD)
Y(LHD)
LG(RHD)
LG(LHD)
Y(LHD)
Y(RHD)
Y (LHD)
Y (LHD)
Y (RHD)
Y (RHD)
11
10
9
E97
Junction
Connector
10 B
9 B
9 A
E84(A), E85(B)
Junction
Connector
22 AE4
Y
(RHD)
Y
(LHD)

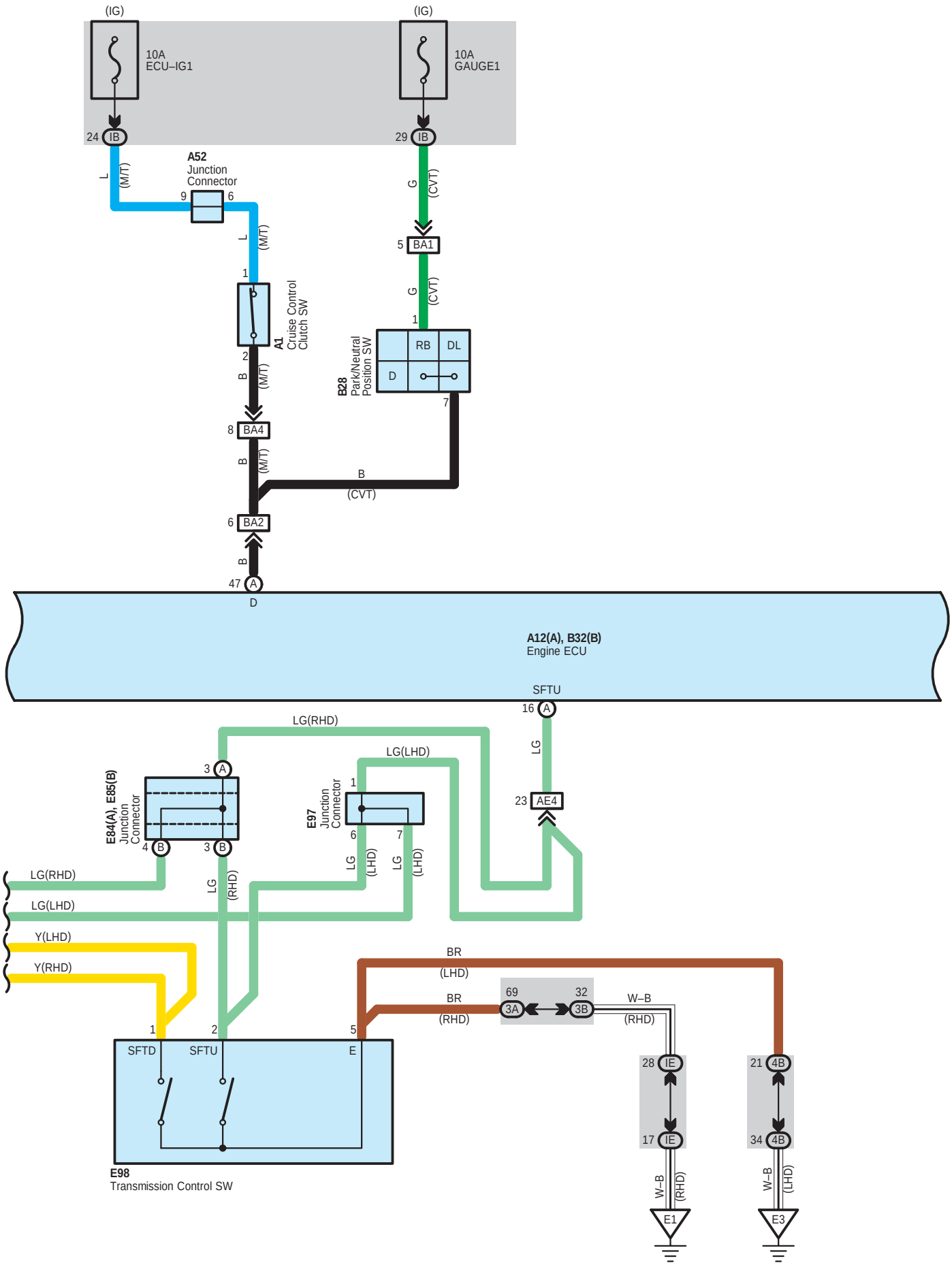
(IG)
10A
ECU–IG1
(IG)
10A
GAUGE1
24 IB
29 IB
A52
Junction
Connector
9
6
L
(M/T)
G
(CVT)
5 BA1
1
A1
Cruise Control
Clutch SW
2
B
(M/T)
B28
Park/Neutral
Position SW
RB
DL
D
7
8 BA4
B
(M/T)
B
(CVT)
6 BA2
B
47 A
D
A12(A), B32(B)
Engine ECU
SFTU
16 A
LG(RHD)
LG(LHD)
LG
23 AE4
E84(A), E85(B)
Junction
Connector
3 A
4 B
3 B
E97
Junction
Connector
1
6
7
LG
(LHD)
LG
(LHD)
LG(RHD)
LG(LHD)
Y(LHD)
Y(RHD)
LG
(RHD)
BR
(LHD)
BR
(RHD)
69
3A
32
3B
W–B
(RHD)
1
2
5
SFTD
SFTU
E
E98
Transmission Control SW
28 IE
17 IE
21 4B
34 4B
W–B
(RHD)
W–B
(LHD)
E1
E3

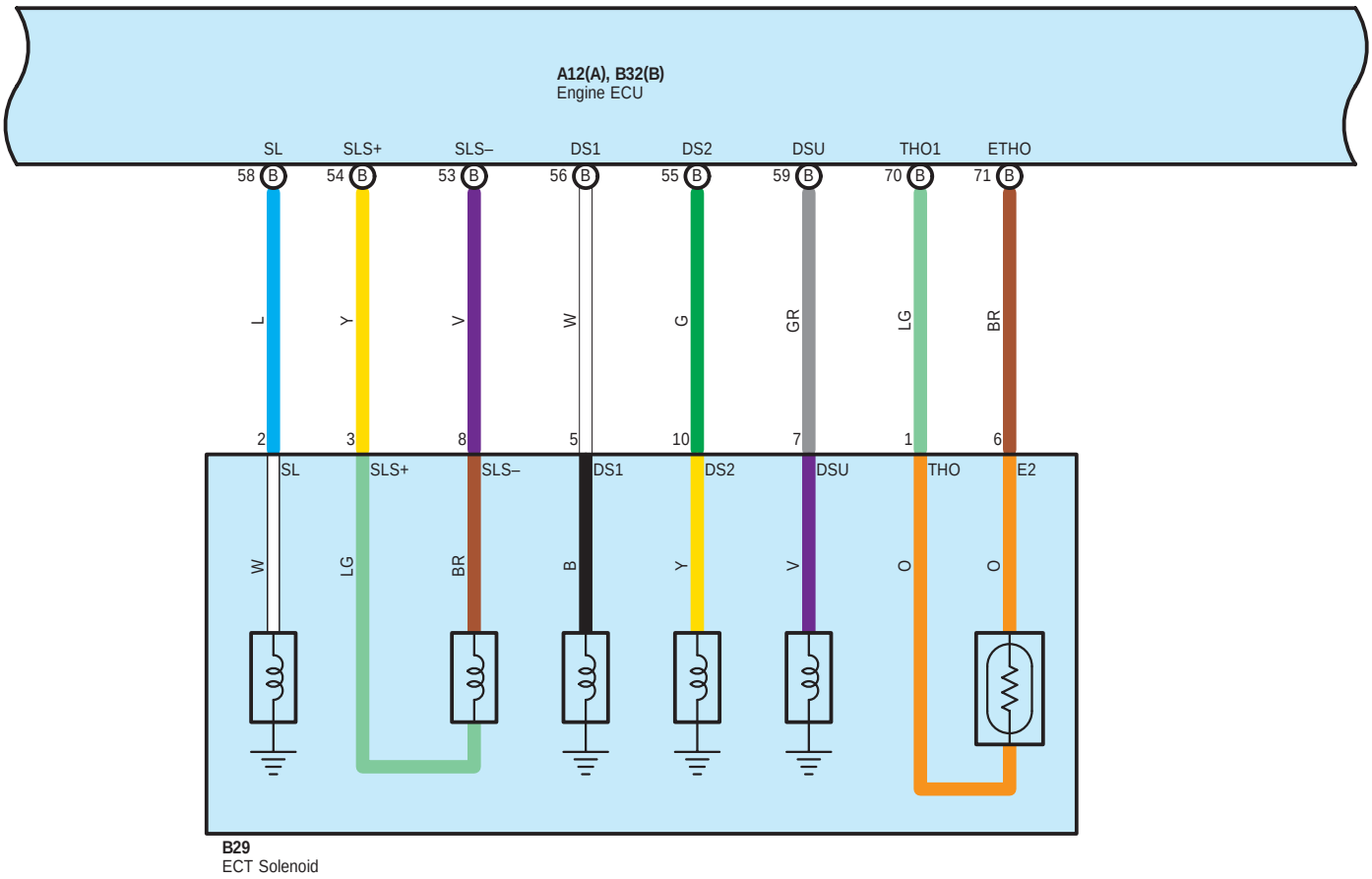
A12(A), B32(B)
Engine ECU
SL
SLS+
SLS–
DS1
DS2
DSU
THO1
ETHO
58 B
54 B
53 B
56 B
55 B
59 B
70 B
71 B
L
Y
V
W
G
GR
LG
BR
2
3
8
5
10
7
1
6
SL
SLS+
SLS–
DS1
DS2
DSU
THO
E2
W
LG
BR
B
Y
V
O
O
B29
ECT Solenoid

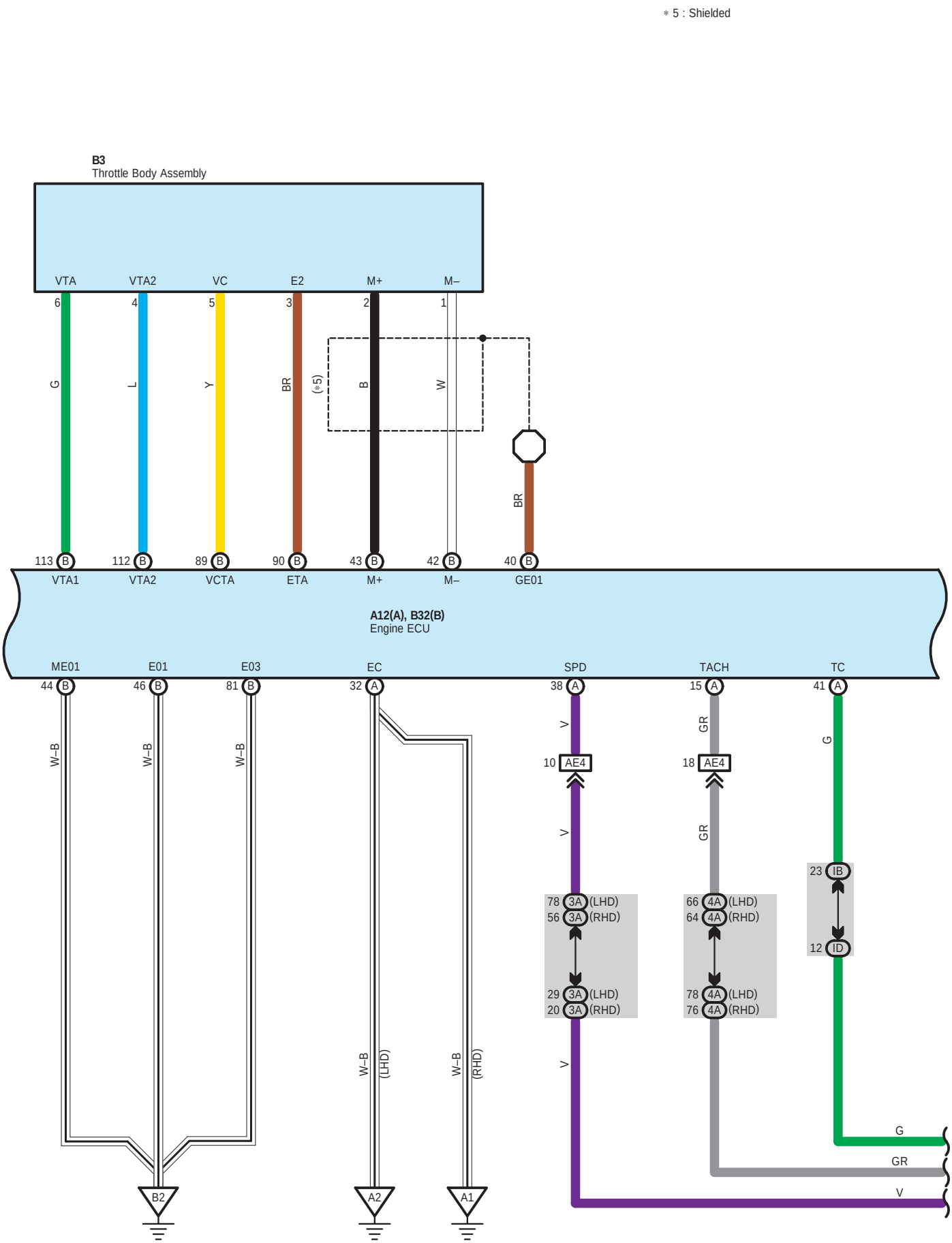
∗ 5 : Shielded
B3
Throttle Body Assembly
VTA
VTA2
VC
E2
M+
M–
6
4
5
3
2
1
G
L
Y
BR
(∗5)
B
W
BR
113 B
112 B
89 B
90 B
43 B
42 B
40 B
VTA1
VTA2
VCTA
ETA
M+
M–
GE01
A12(A), B32(B)
Engine ECU
ME01
E01
E03
EC
SPD
TACH
TC
44 B
46 B
81 B
32 A
38 A
15 A
41 A
W–B
W–B
W–B
V
GR
G
10 AE4
18 AE4
V
GR
23 IB
78 3A (LHD)
56 3A (RHD)
66 4A (LHD)
64 4A (RHD)
12 ID
29 3A (LHD)
20 3A (RHD)
78 4A (LHD)
76 4A (RHD)
W–B (LHD)
W–B (RHD)
V
G
GR
V
B2
A2
A1

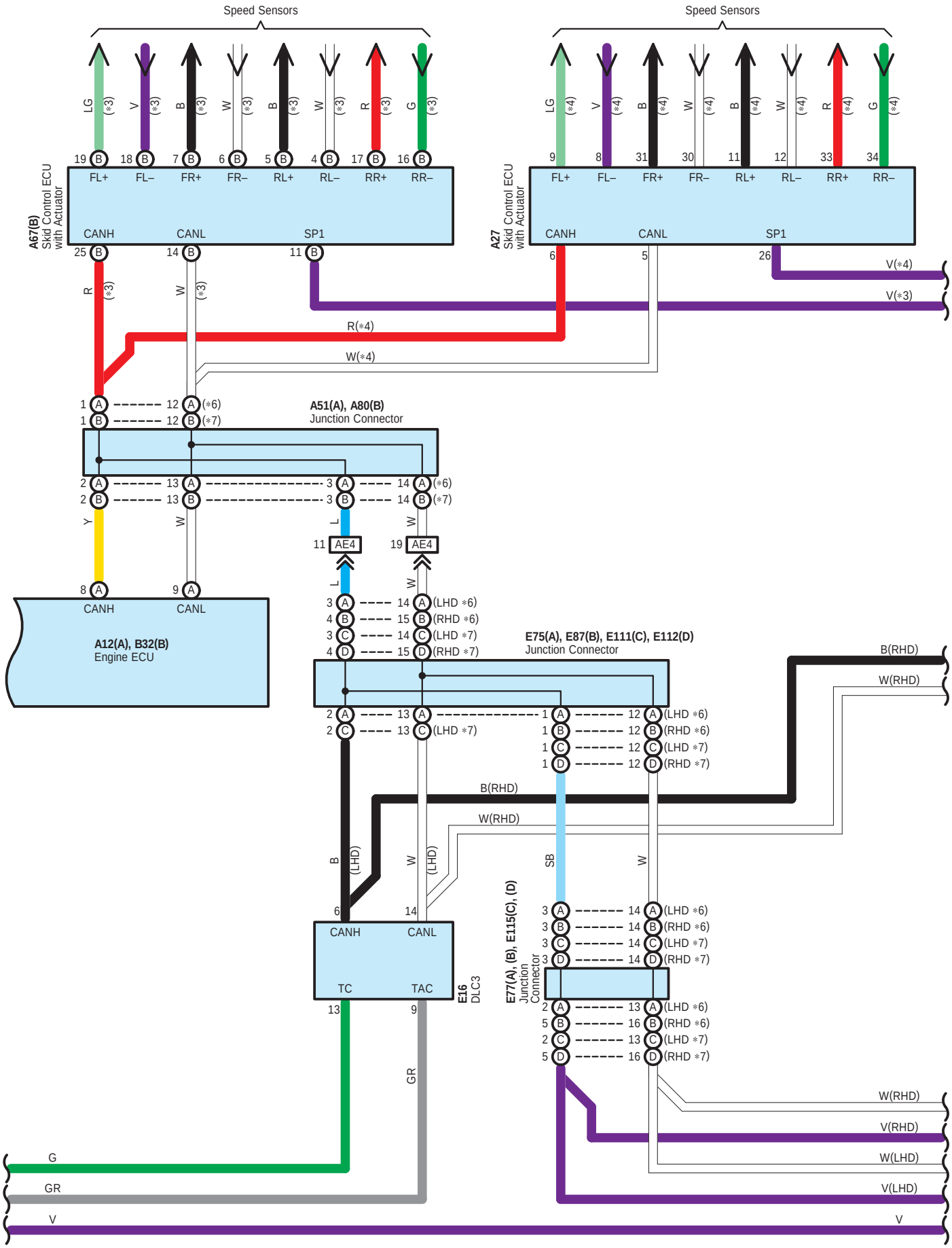
Speed Sensors
Speed Sensors
A67(B)
Skid Control ECU
with Actuator
A27
Skid Control ECU
with Actuator
FL+
FL–
FR+
FR–
RL+
RL–
RR+
RR–
CANH
CANL
SP1
A51(A), A80(B)
Junction Connector
A12(A), B32(B)
Engine ECU
AE4
E75(A), E87(B), E111(C), E112(D)
Junction Connector
E77(A), (B), E115(C), (D)
Junction
Connector
E16
DLC3
TC
TAC
B(RHD)
W(RHD)
V(RHD)
W(LHD)
V(LHD)
R(∗4)
W(∗4)
V(∗4)
V(∗3)
G
GR
V

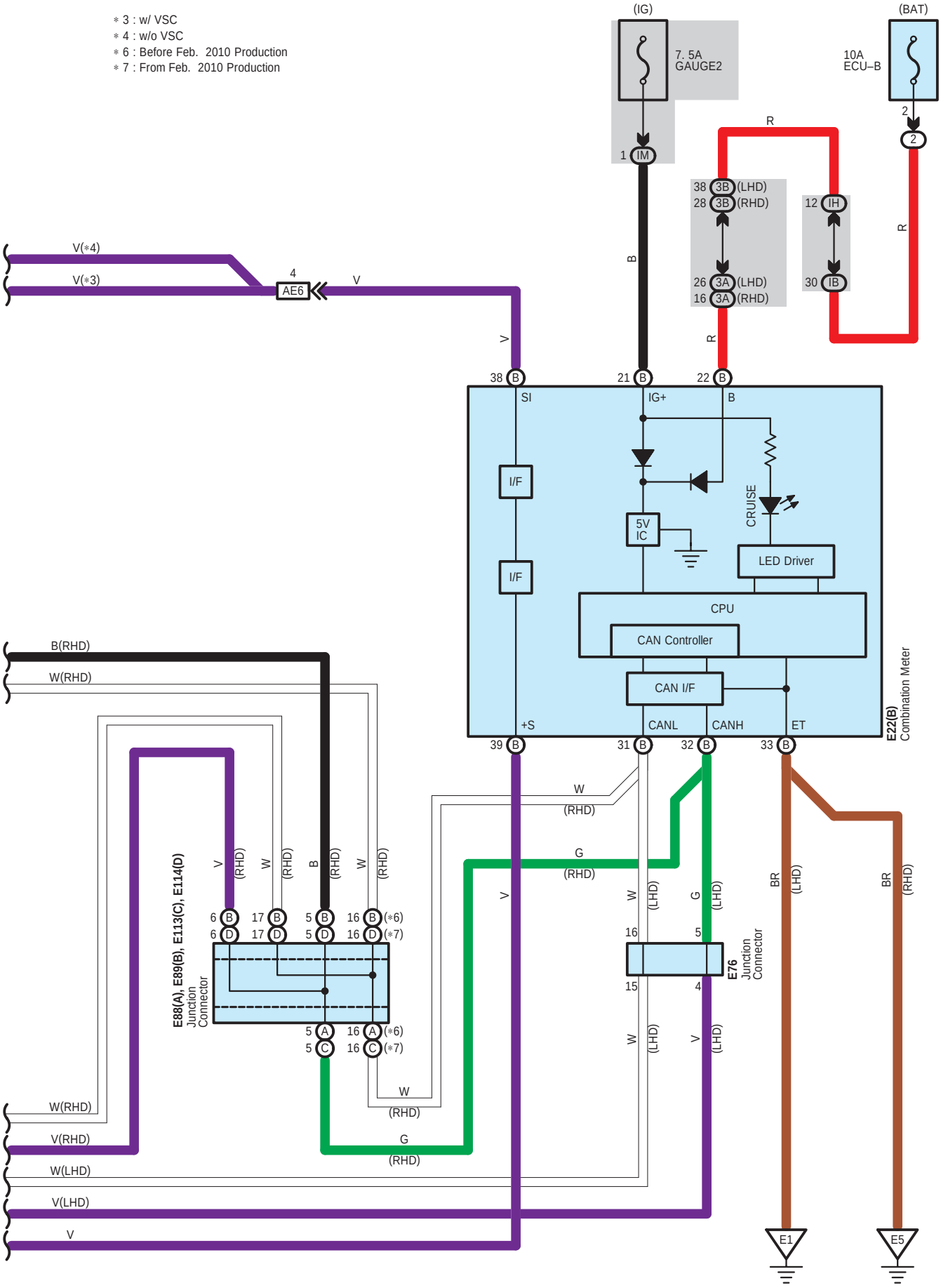
∗ 3 : w/ VSC
∗ 4 : w/o VSC
∗ 6 : Before Feb. 2010 Production
∗ 7 : From Feb. 2010 Production
(IG)
7. 5A
GAUGE2
(BAT)
10A
ECU–B
1 IM
2
R
38 3B (LHD)
28 3B (RHD)
12 IH
26 3A (LHD)
16 3A (RHD)
30 IB
B
V(∗4)
V(∗3)
4
AE6
V
38 B
21 B
22 B
SI
IG+
B
I/F
5V
IC
CRUISE
LED Driver
CPU
CAN Controller
CAN I/F
+S
CANL
CANH
ET
39 B
31 B
32 B
33 B
E22(B)
Combination Meter
B(RHD)
W(RHD)
W
(RHD)
G
(RHD)
E88(A), E89(B), E113(C), E114(D)
Junction
Connector
6 B
6 D
17 B
17 D
5 B
5 D
16 B (∗6)
16 D (∗7)
5 A
5 C
16 A (∗6)
16 C (∗7)
W(RHD)
V(RHD)
W(LHD)
V(LHD)
V
W (LHD)
G (LHD)
16
5
15
4
E76
Junction
Connector
BR (LHD)
BR (RHD)
E1
E5

A 1
White



A 6
Black



A 12
Black

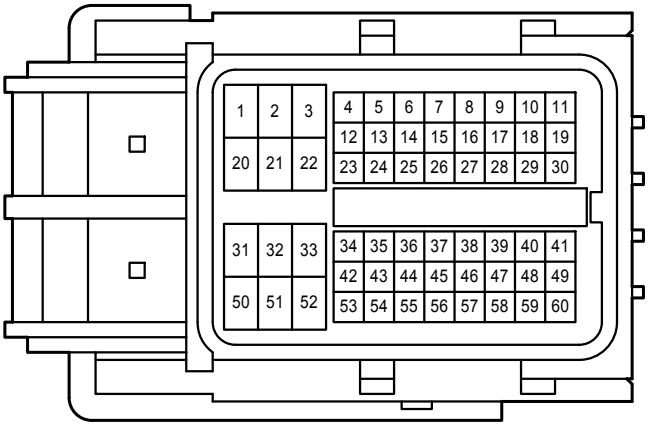

A 27
Black

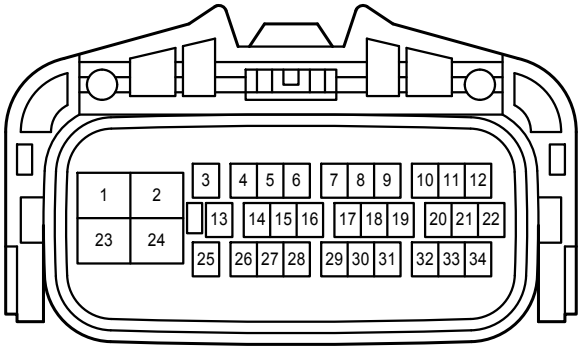

A 51
Gray

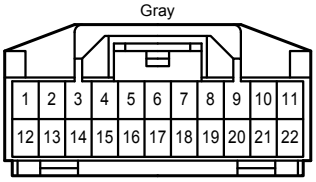

A 52
Gray

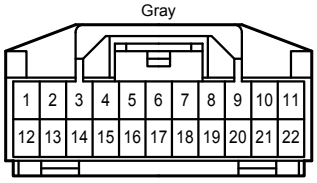

A 66
White

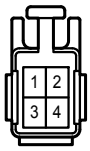

A 67
Black

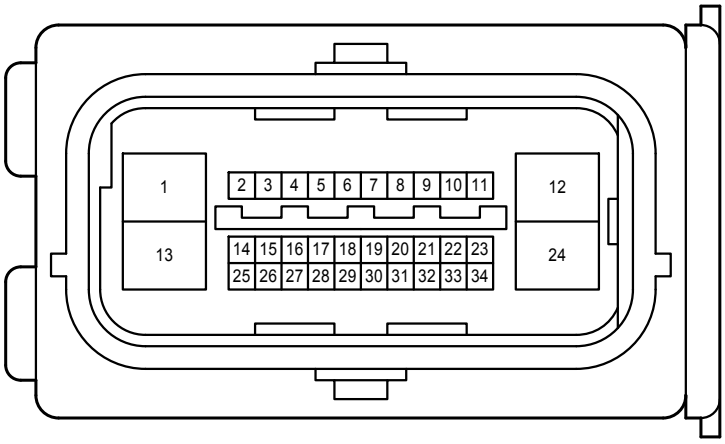

A 71
White

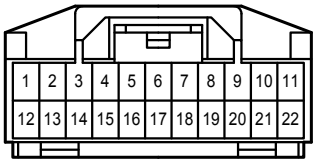

A 72
Gray

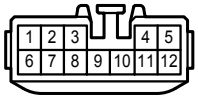

A 80
Gray

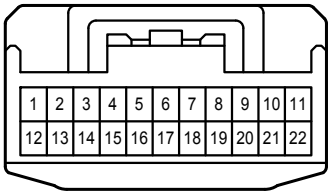

B 1
Black



B 3
Black

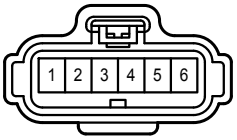

B 4
Gray

B 28
Gray

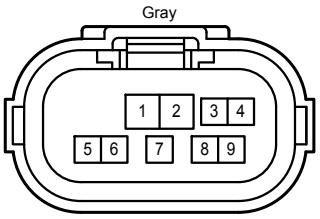

B 29
Gray

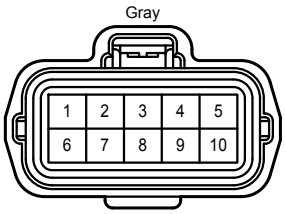

B 32
Black

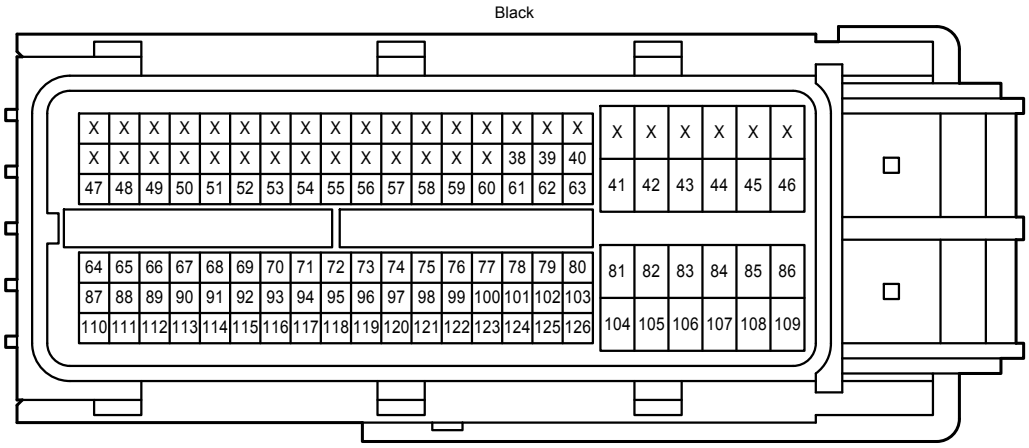

E 10
Black

E 16
White

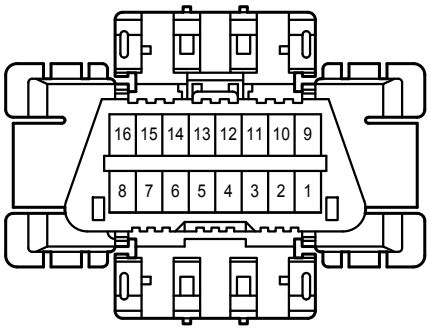

E 22
White

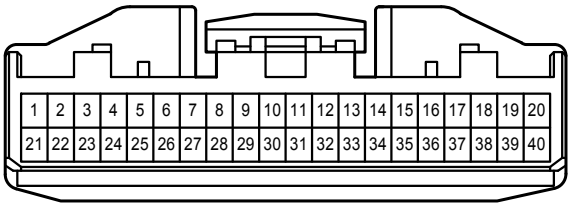

E 75
Gray

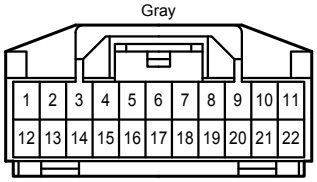

E 76
Black

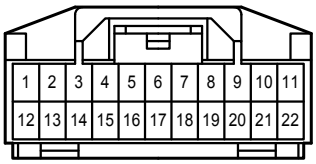

E 77
Gray

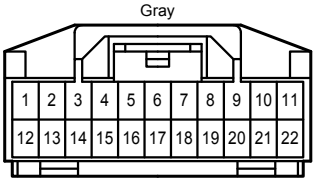

E 84
White



E 85
White



E 87
Gray

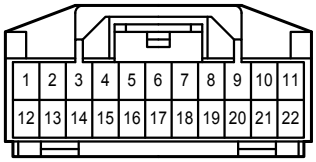

E 88
Blue

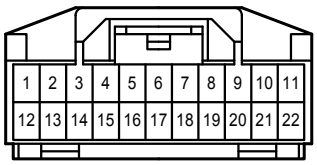

E 89
Blue

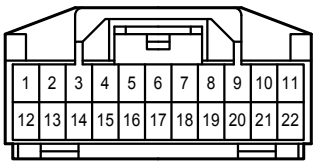

E 97
Blue

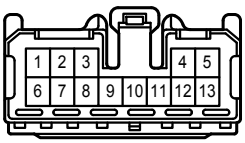

E 98
White

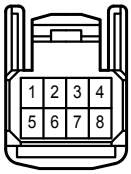

E111
Gray

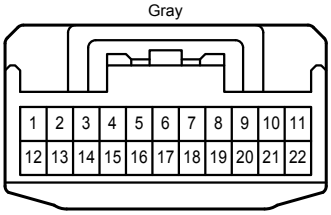

E112
Gray

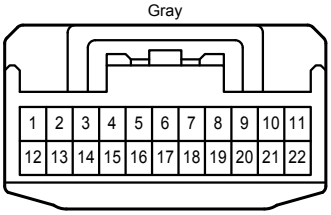

E113
Black

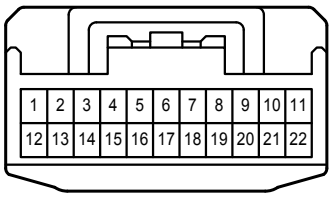

E114
Black

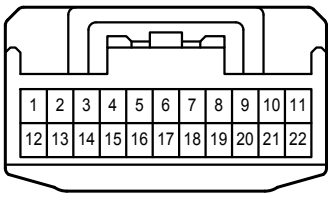

E115
Gray

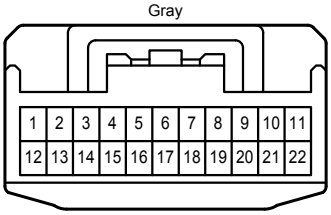

1A
White

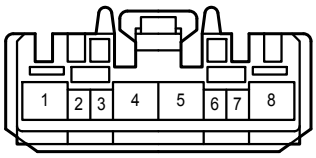

3A
White

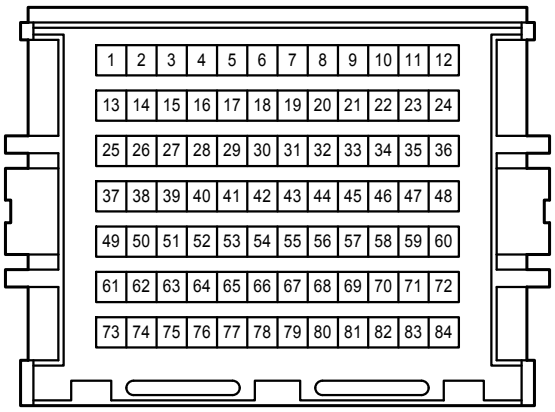

3B
White

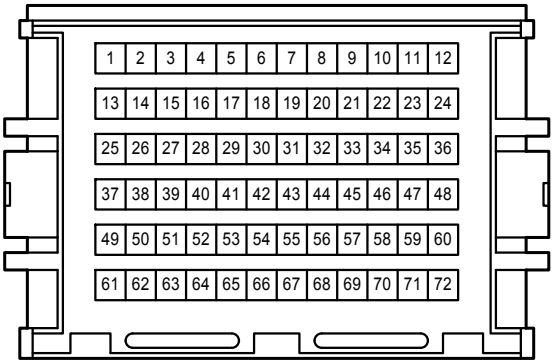

4A
White

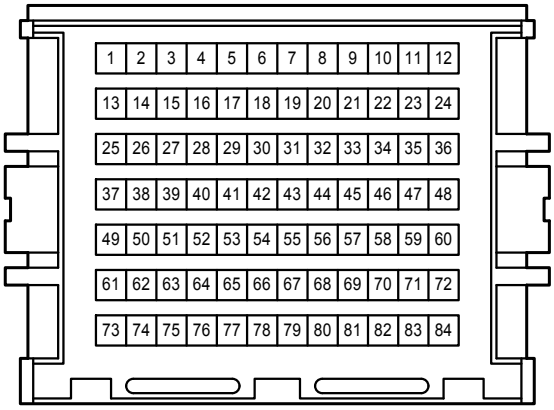

4B
White

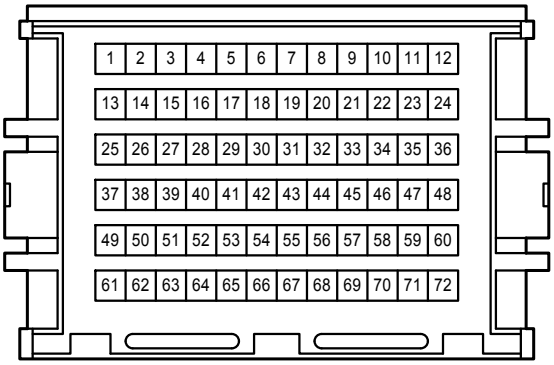

IB
White

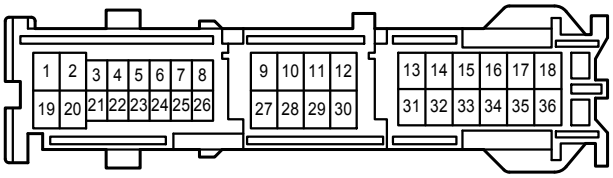

ID
White

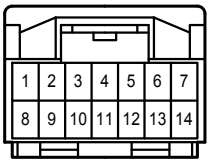

IE
White

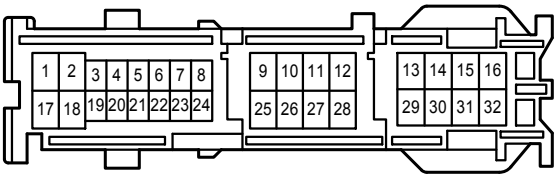

IH
White

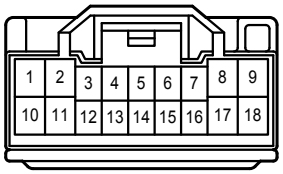

IM
White



AE3
Black

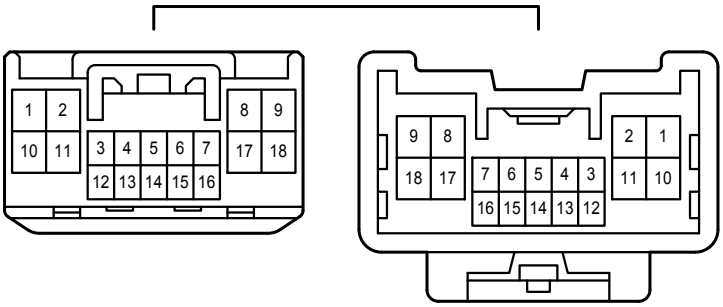

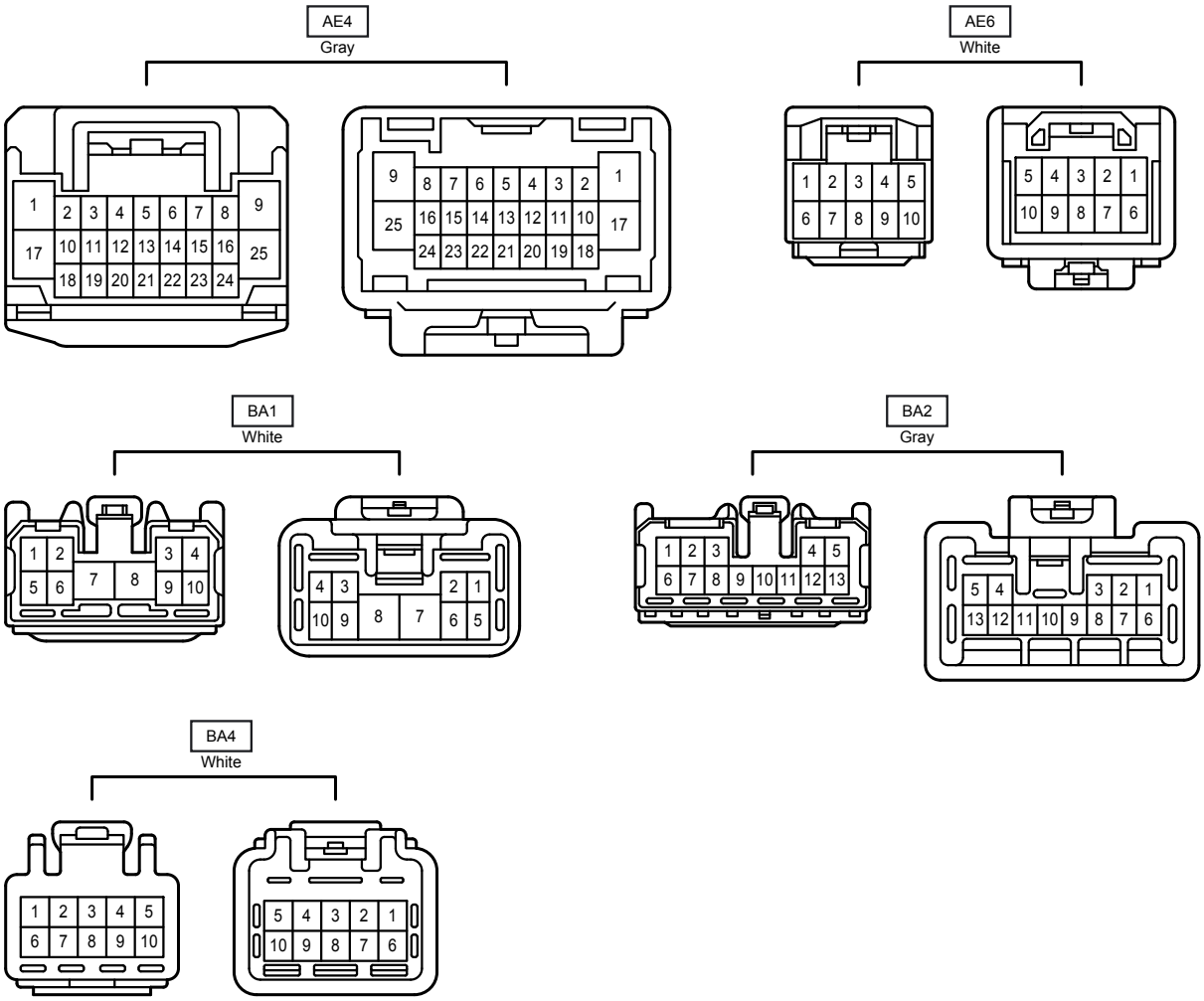
AE4
Gray
AE6
White
BA1
White
BA2
Gray
BA4
White