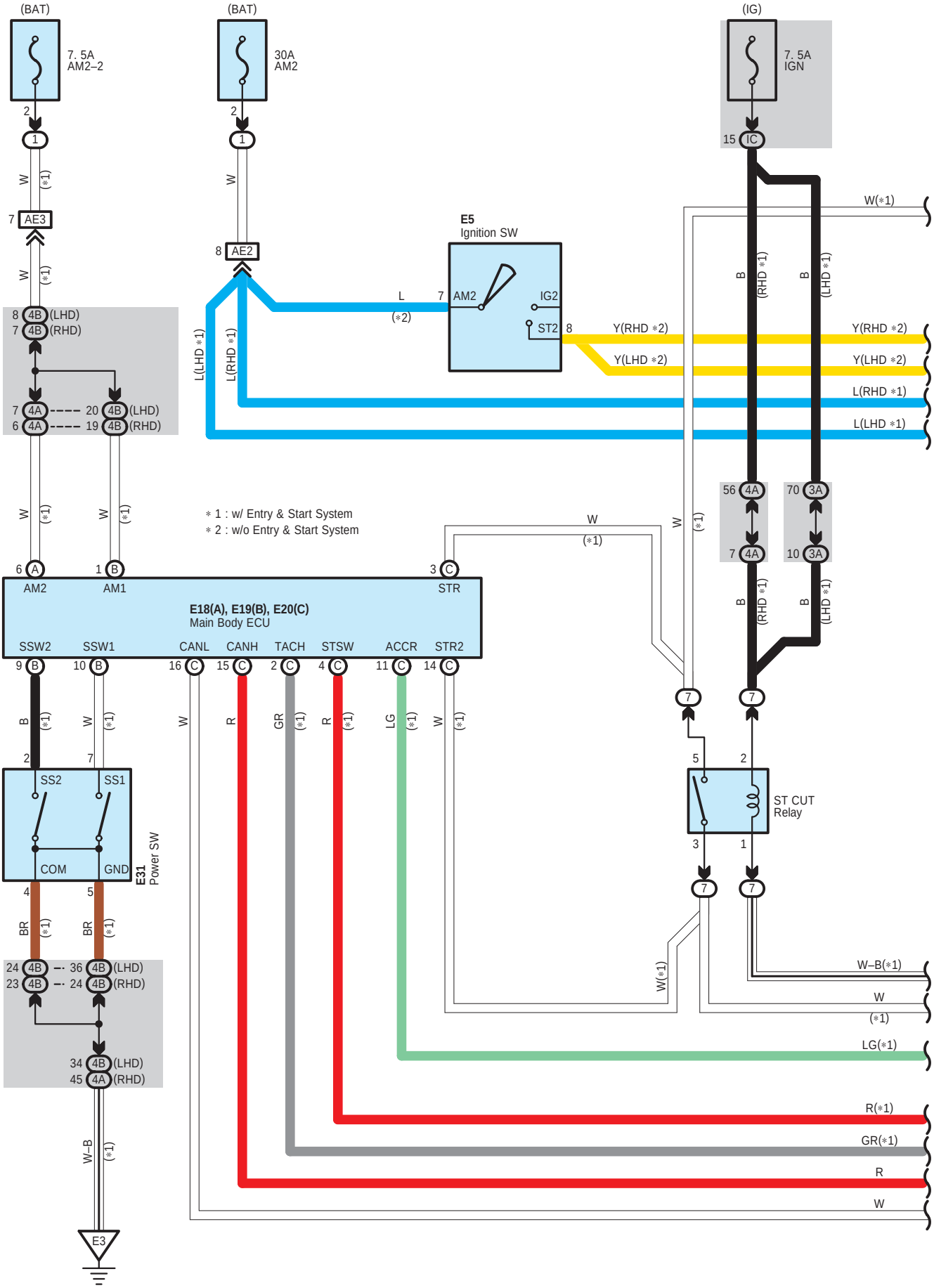
(BAT)
7. 5A
AM2–2
(BAT)
30A
AM2
(IG)
7. 5A
IGN
E5
Ignition SW
AM2
IG2
ST2
AE3
AE2
IC
(LHD)
(RHD)
Y(RHD ∗2)
Y(LHD ∗2)
L(RHD ∗1)
L(LHD ∗1)
∗ 1 : w/ Entry & Start System
∗ 2 : w/o Entry & Start System
AM2
AM1
STR
E18(A), E19(B), E20(C)
Main Body ECU
SSW2
SSW1
CANL
CANH
TACH
STSW
ACCR
STR2
SS2
SS1
COM
GND
E31
Power SW
ST CUT
Relay
W–B(∗1)
LG(∗1)
R(∗1)
GR(∗1)
E3

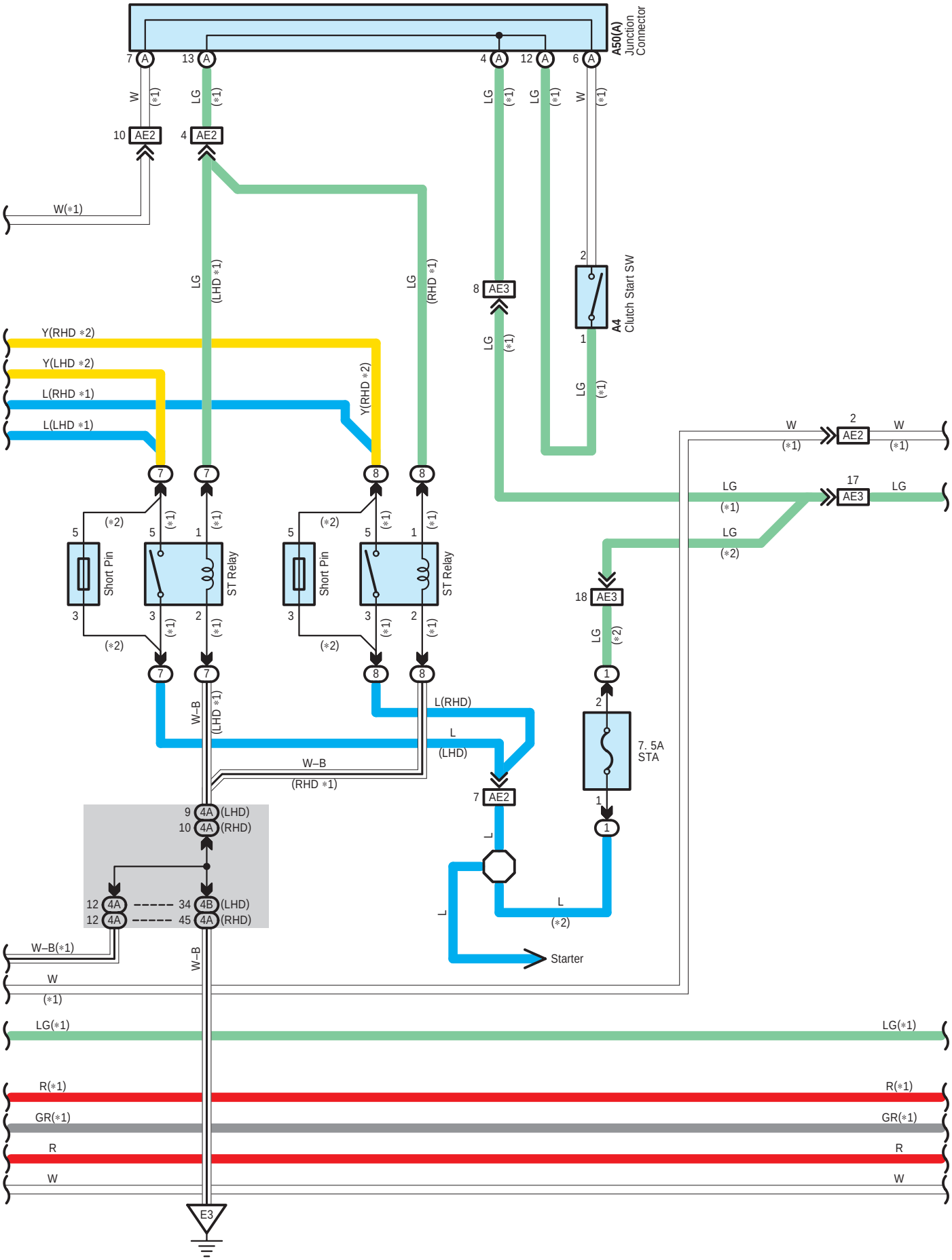
A50(A)
Junction
Connector
7 A
13 A
4 A
12 A
6 A
W
(*1)
LG
(*1)
LG
(*1)
LG
(*1)
W
(*1)
10 AE2
4 AE2
W(*1)
LG
(LHD *1)
LG
(RHD *1)
8 AE3
LG
(*1)
2
1
A4
Clutch Start SW
LG
(*1)
Y(RHD *2)
Y(LHD *2)
L(RHD *1)
L(LHD *1)
Y(RHD *2)
W
(*1)
2
AE2
W
(*1)
LG
(*1)
17
AE3
LG
LG
(*2)
7
7
8
8
5
(*2)
5
(*1)
1
(*1)
Short Pin
ST Relay
3
3
(*1)
2
(*1)
(*2)
18 AE3
LG
(*2)
1
2
7. 5A
STA
1
7
7
8
8
W–B
(LHD *1)
L(RHD)
L
(LHD)
W–B
(RHD *1)
7 AE2
L
L
L
(*2)
9 4A (LHD)
10 4A (RHD)
12 4A
12 4A
34 4B (LHD)
45 4A (RHD)
W–B(*1)
W–B
Starter
W
(*1)
LG(*1)
LG(*1)
R(*1)
R(*1)
GR(*1)
GR(*1)
R
R
W
W
E3

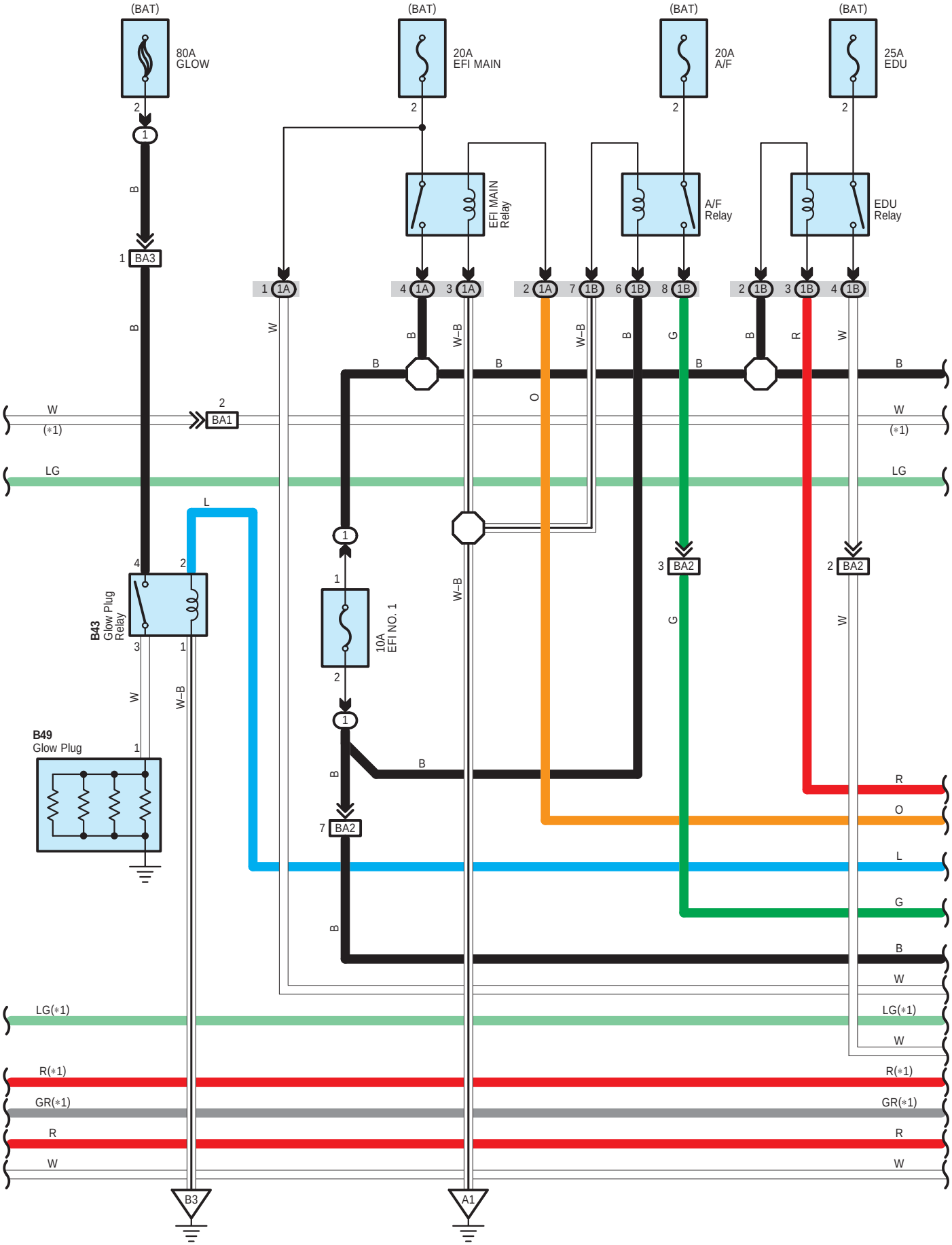
(BAT)
80A
GLOW
20A
EFI MAIN
20A
A/F
25A
EDU
EFI MAIN
Relay
A/F
Relay
EDU
Relay
BA3
BA1
BA2
B43
Glow Plug
Relay
B49
Glow Plug
10A
EFI NO. 1
B3
A1
W
(*1)
LG
L
B
W–B
O
G
R
LG(*1)
R(*1)
GR(*1)

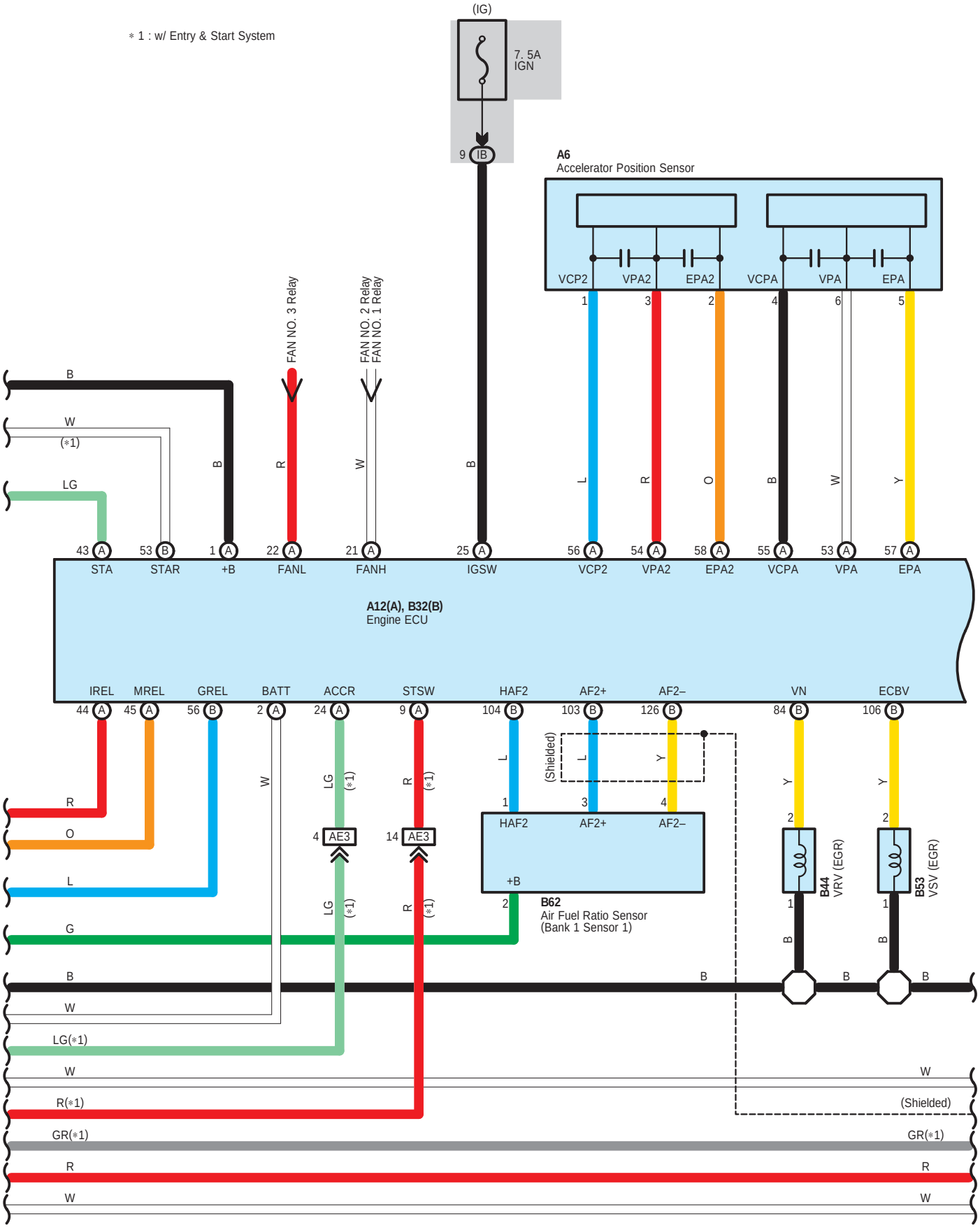
∗1 : w/ Entry & Start System
(IG)
7. 5A
IGN
9 IB
A6
Accelerator Position Sensor
VCP2
VPA2
EPA2
VCPA
VPA
EPA
FAN NO. 3 Relay
FAN NO. 2 Relay
FAN NO. 1 Relay
43 STA
53 STAR
1 +B
22 FANL
21 FANH
25 IGSW
56 VCP2
54 VPA2
58 EPA2
55 VCPA
53 VPA
57 EPA
A12(A), B32(B)
Engine ECU
IREL
MREL
GREL
BATT
ACCR
STSW
HAF2
AF2+
AF2–
VN
ECBV
44
45
56
2
24
9
104
103
126
84
106
(Shielded)
4 AE3
14 AE3
HAF2
AF2+
AF2–
+B
B62
Air Fuel Ratio Sensor
(Bank 1 Sensor 1)
B44
VRV (EGR)
B53
VSV (EGR)
LG(∗1)
R(∗1)
GR(∗1)
(Shielded)

∗ 1 : w/ Entry & Start System
∗ 3 : w/ Auto Wiper System
∗ 4 : w/o Auto Wiper System
∗ 5 : RH Wiper Lever Type
∗ 6 : LH Wiper Lever Type

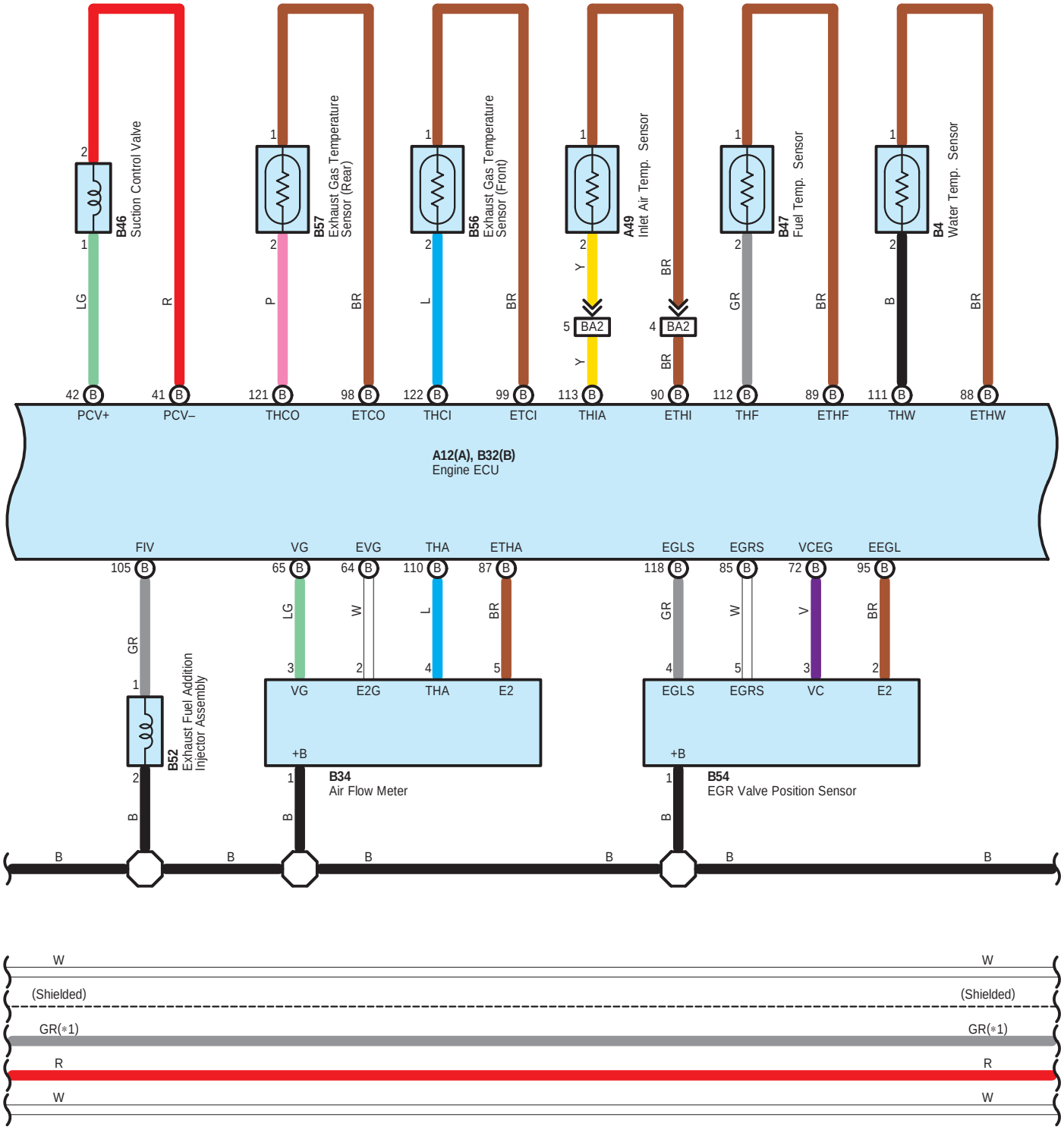

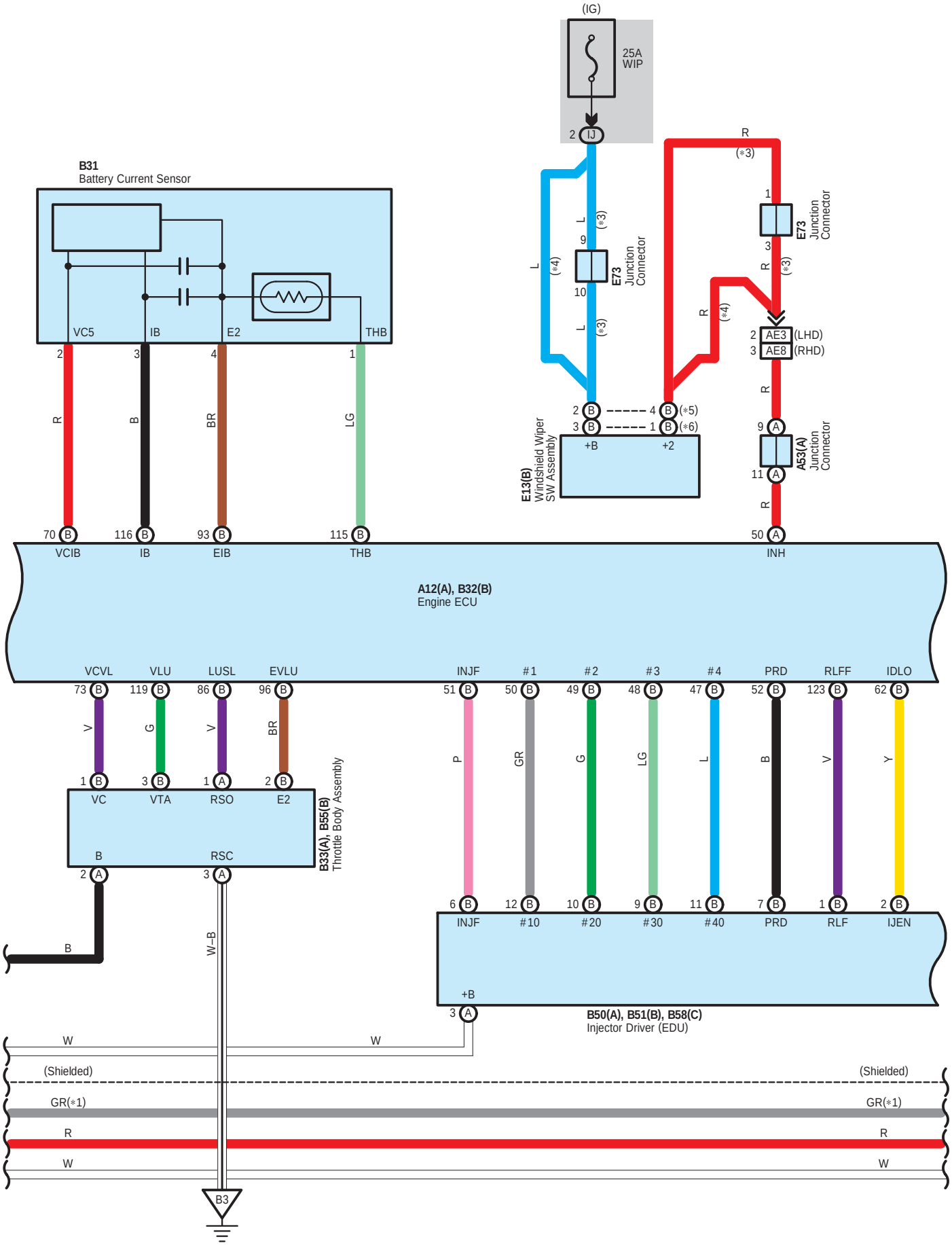
(IG)
25A
WIP
2 IJ
B31
Battery Current Sensor
VC5
IB
E2
THB
2
3
4
1
R
B
BR
LG
70 B VCIB
116 B IB
93 B EIB
115 B THB
L
(*3)
9
E73
Junction
Connector
10
L
(*4)
L
(*3)
R
(*3)
1
E73
Junction
Connector
3
R
(*3)
R
(*4)
2 AE3 (LHD)
3 AE8 (RHD)
R
2 B
3 B
4 B (*5)
1 B (*6)
+B
+2
E13(B)
Windshield Wiper
SW Assembly
9 A
11 A
A53(A)
Junction
Connector
R
50 A INH
A12(A), B32(B)
Engine ECU
VCVL
VLU
LUSL
EVLU
INJF
#1
#2
#3
#4
PRD
RLFF
IDLO
73 B
119 B
86 B
96 B
51 B
50 B
49 B
48 B
47 B
52 B
123 B
62 B
V
G
V
BR
P
GR
G
LG
L
B
V
Y
1 B VC
3 B VTA
1 A RSO
2 B E2
B33(A), B55(B)
Throttle Body Assembly
B
RSC
2 A
3 A
B
W–B
6 B INJF
12 B #10
10 B #20
9 B #30
11 B #40
7 B PRD
1 B RLF
2 B IJEN
+B
3 A
B50(A), B51(B), B58(C)
Injector Driver (EDU)
W
W
(Shielded)
(Shielded)
GR(*1)
GR(*1)
R
R
W
W
B3

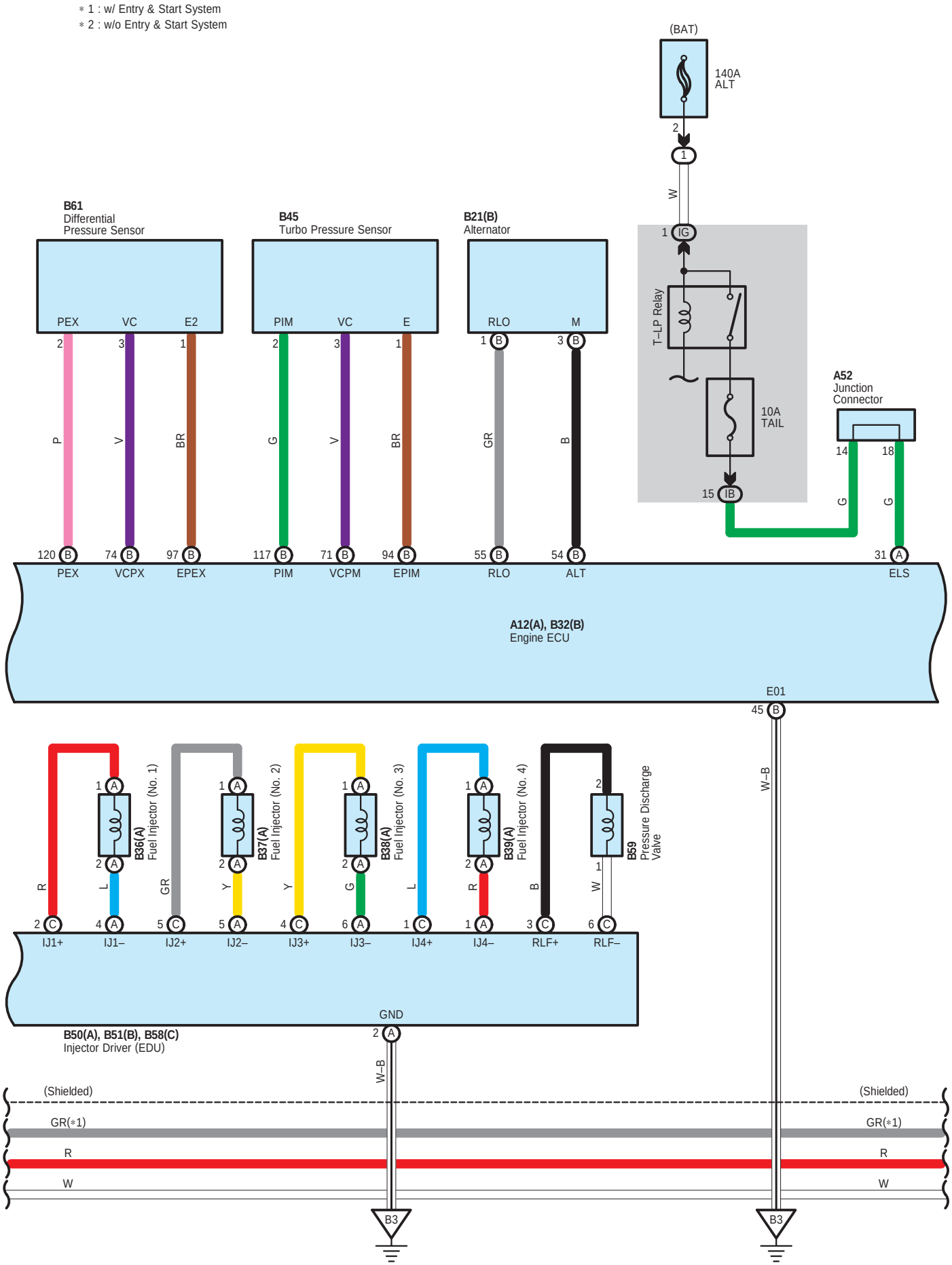
∗ 1 : w/ Entry & Start System
∗ 2 : w/o Entry & Start System
(BAT)
140A
ALT
B61
Differential
Pressure Sensor
PEX
VC
E2
B45
Turbo Pressure Sensor
PIM
VC
E
B21(B)
Alternator
RLO
M
T–LP Relay
10A
TAIL
A52
Junction
Connector
120 PEX
74 VCPX
97 EPEX
117 PIM
71 VCPM
94 EPIM
55 RLO
54 ALT
31 ELS
A12(A), B32(B)
Engine ECU
E01
45
W–B
B36(A)
Fuel Injector (No. 1)
B37(A)
Fuel Injector (No. 2)
B38(A)
Fuel Injector (No. 3)
B39(A)
Fuel Injector (No. 4)
B59
Pressure Discharge
Valve
IJ1+
IJ1–
IJ2+
IJ2–
IJ3+
IJ3–
IJ4+
IJ4–
RLF+
RLF–
GND
B50(A), B51(B), B58(C)
Injector Driver (EDU)
(Shielded)
GR(∗1)
R
W
B3

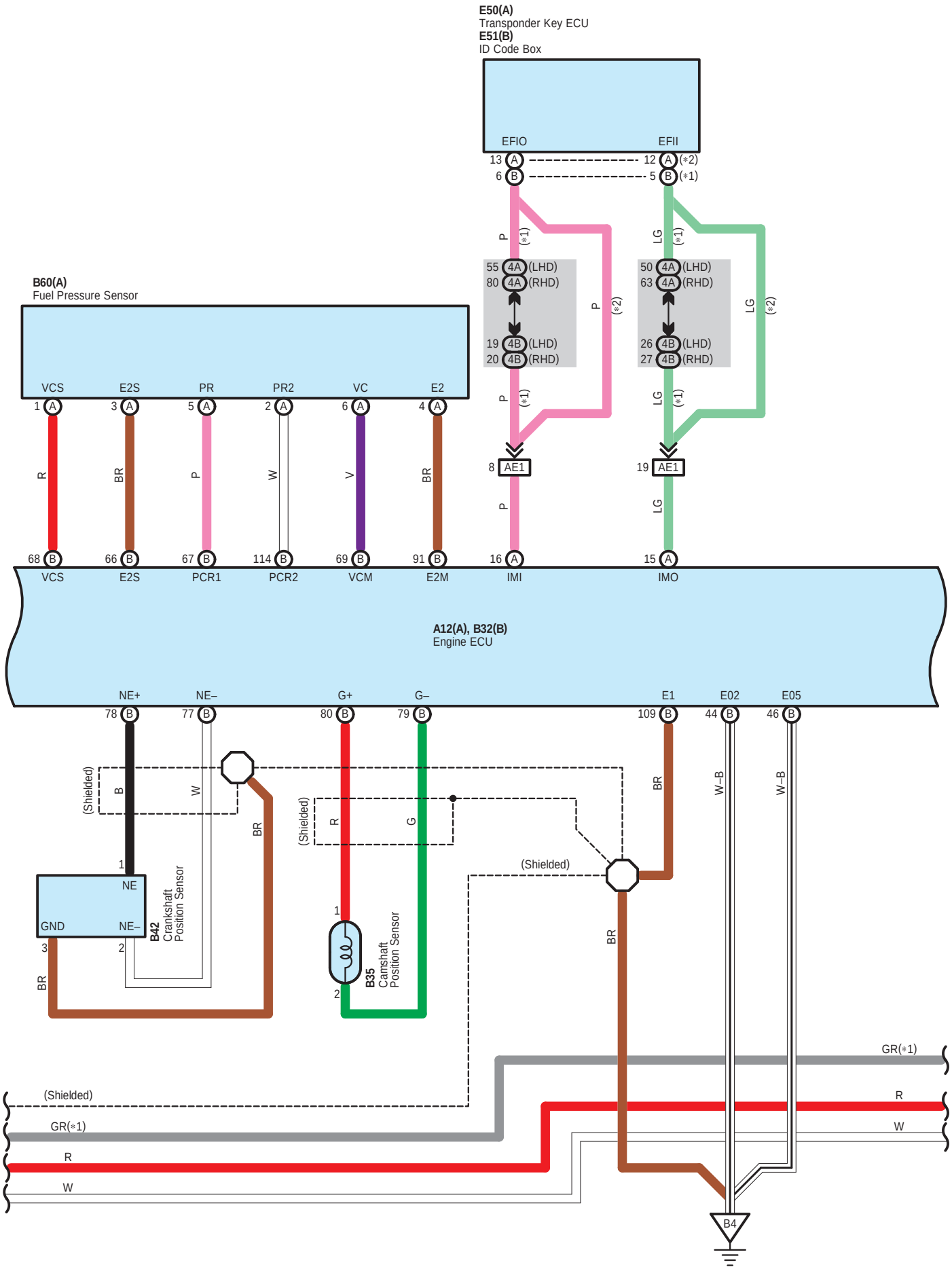
E50(A)
Transponder Key ECU
E51(B)
ID Code Box
EFIO
EFII
13 A
6 B
12 A (*2)
5 B (*1)
P (*1)
LG (*1)
55 4A (LHD)
80 4A (RHD)
50 4A (LHD)
63 4A (RHD)
P (*2)
LG (*2)
19 4B (LHD)
20 4B (RHD)
26 4B (LHD)
27 4B (RHD)
B60(A)
Fuel Pressure Sensor
VCS
E2S
PR
PR2
VC
E2
1 A
3 A
5 A
2 A
6 A
4 A
R
BR
P
W
V
BR
8 AE1
19 AE1
68 B
66 B
67 B
114 B
69 B
91 B
16 A
15 A
VCS
E2S
PCR1
PCR2
VCM
E2M
IMI
IMO
A12(A), B32(B)
Engine ECU
NE+
NE–
G+
G–
E1
E02
E05
78 B
77 B
80 B
79 B
109 B
44 B
46 B
(Shielded)
B
W
BR
R
G
BR
W–B
W–B
1
NE
GND
NE–
3
2
B42
Crankshaft
Position Sensor
BR
1
2
B35
Camshaft
Position Sensor
(Shielded)
BR
GR(*1)
(Shielded)
R
GR(*1)
W
R
W
B4

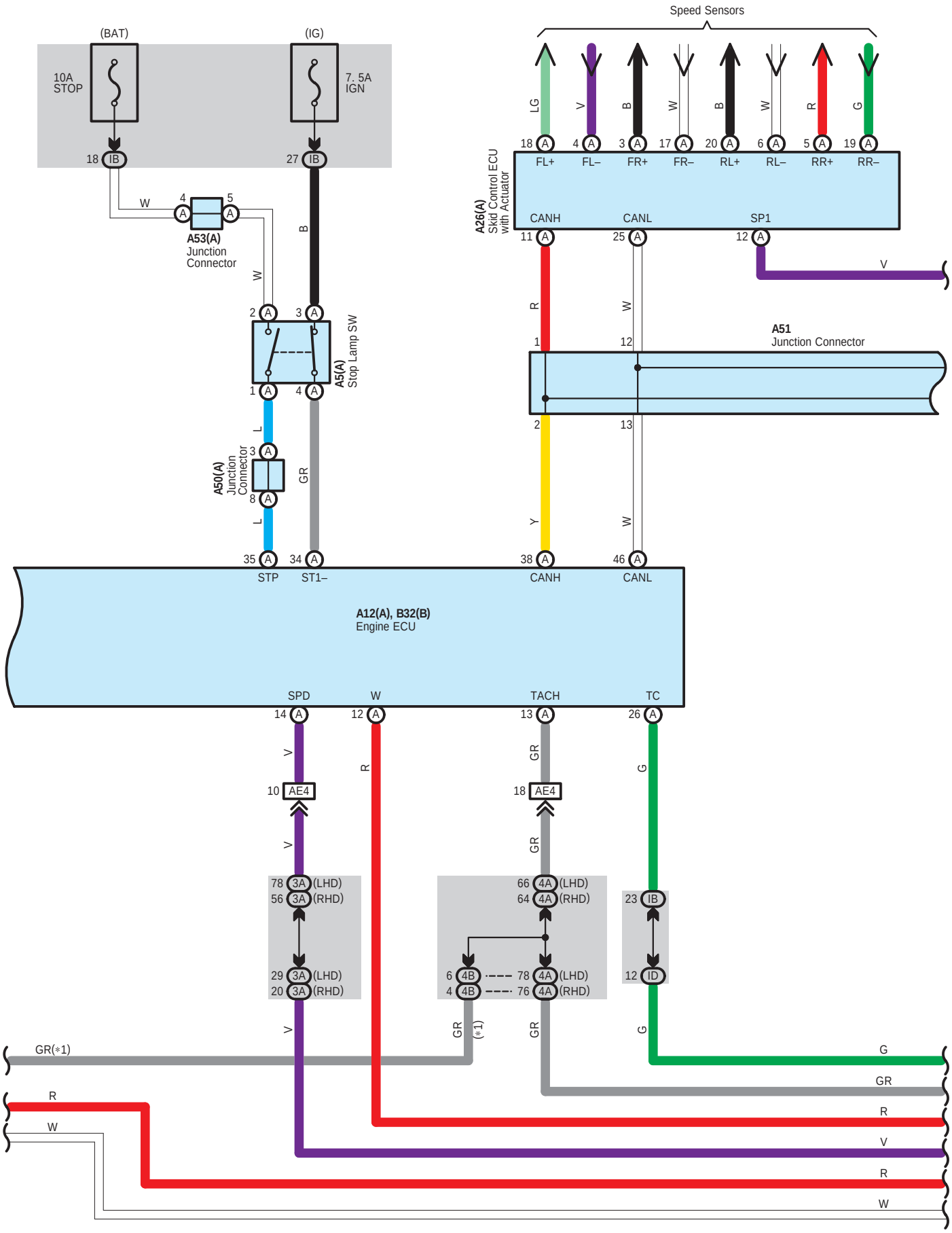
Speed Sensors
(BAT)
(IG)
10A
STOP
7. 5A
IGN
18 IB
27 IB
W
4
5
A53(A)
Junction
Connector
B
W
2
3
A5(A)
Stop Lamp SW
1
4
L
3
A50(A)
Junction
Connector
8
GR
L
35
34
STP
ST1–
LG
V
B
W
B
W
R
G
18
4
3
17
20
6
5
19
FL+
FL–
FR+
FR–
RL+
RL–
RR+
RR–
A26(A)
Skid Control ECU
with Actuator
CANH
CANL
SP1
11
25
12
V
R
W
1
12
A51
Junction Connector
2
13
Y
W
38
46
CANH
CANL
A12(A), B32(B)
Engine ECU
SPD
W
TACH
TC
14
12
13
26
V
R
GR
G
10
AE4
18
AE4
V
GR
78 3A (LHD)
56 3A (RHD)
29 3A (LHD)
20 3A (RHD)
66 4A (LHD)
64 4A (RHD)
6 4B
4 4B
78 4A (LHD)
76 4A (RHD)
23 IB
12 ID
V
GR
(*1)
GR
G
GR(*1)
G
GR
R
W
R
V
R
W

∗ 1 : w/ Entry & Start System

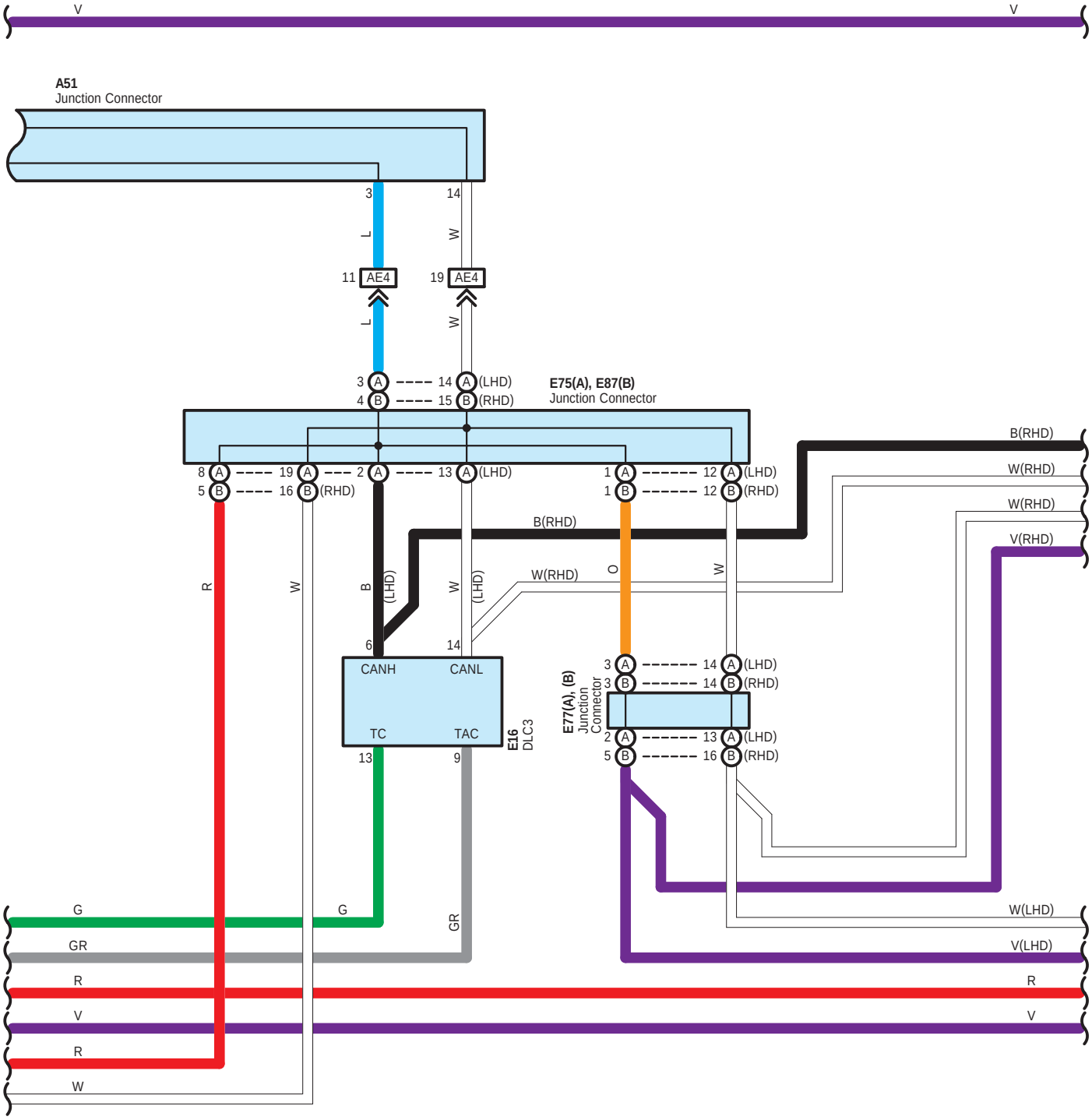

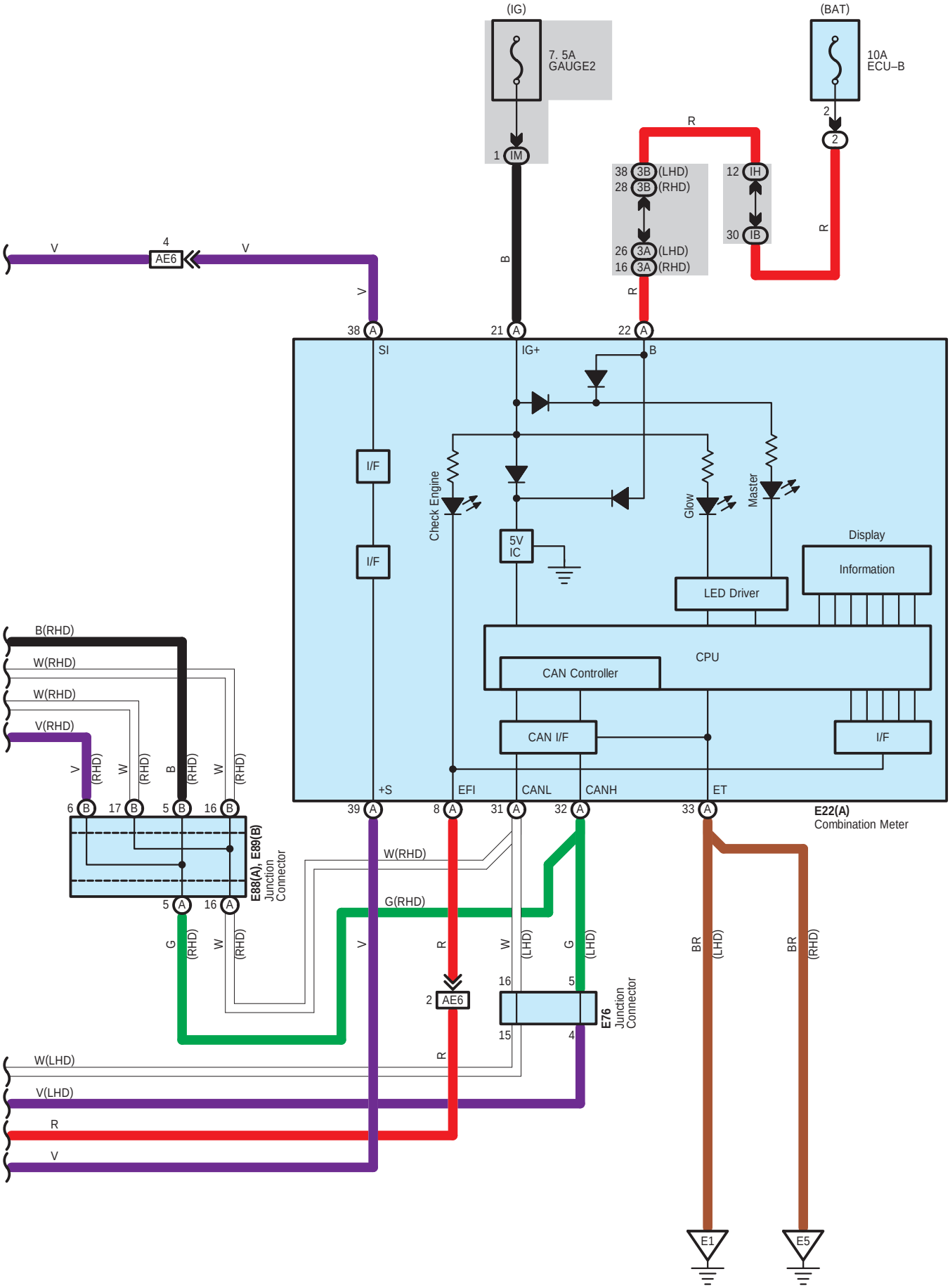
(IG)
7. 5A
GAUGE2
(BAT)
10A
ECU–B
1 IM
2
38 3B (LHD)
28 3B (RHD)
26 3A (LHD)
16 3A (RHD)
12 IH
30 IB
R
B
V
4
AE6
38 A
21 A
22 A
SI
IG+
B
I/F
I/F
Check Engine
5V
IC
Glow
Master
Display
Information
LED Driver
CPU
CAN Controller
CAN I/F
I/F
B(RHD)
W(RHD)
W(RHD)
V(RHD)
6 B
17 B
5 B
16 B
E88(A), E89(B)
Junction
Connector
5 A
16 A
+S
EFI
CANL
CANH
ET
39 A
8 A
31 A
32 A
33 A
E22(A)
Combination Meter
G(RHD)
2 AE6
16
5
15
4
E76
Junction
Connector
W(LHD)
V(LHD)
E1
E5

A 4
Black



A 5
Black



A 6
Black



A 12
Black

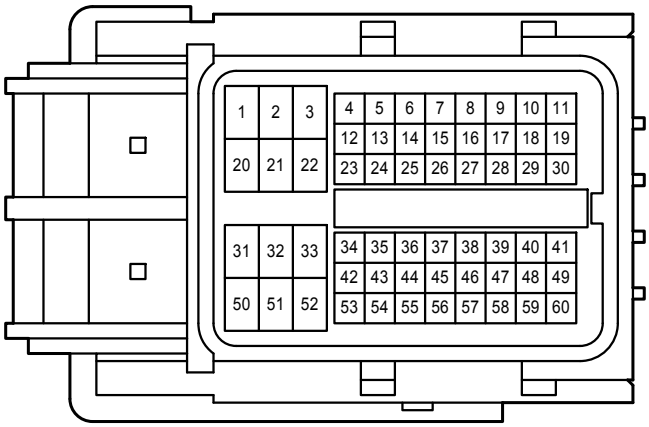

A 26
Black

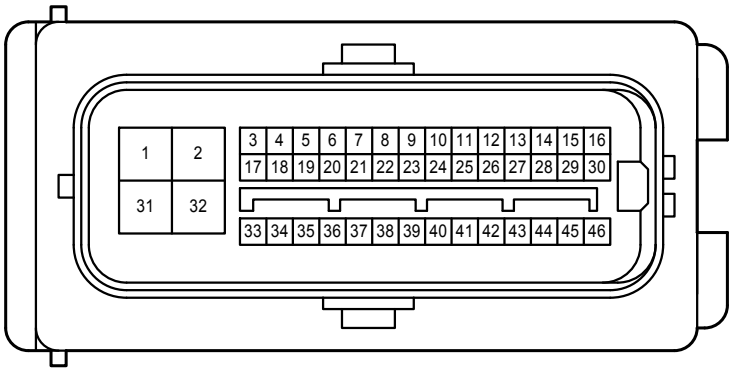

A 49
Gray

A 50
White

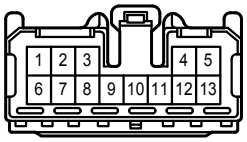

A 51
Gray

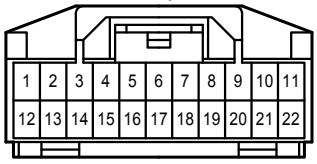

A 52
Gray

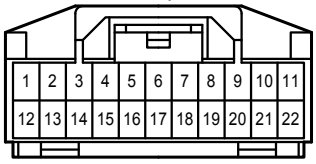

A 53
Black

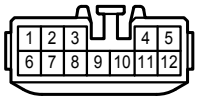

B 4
Gray

B 21
Black

B 31
Gray



B 32
Black

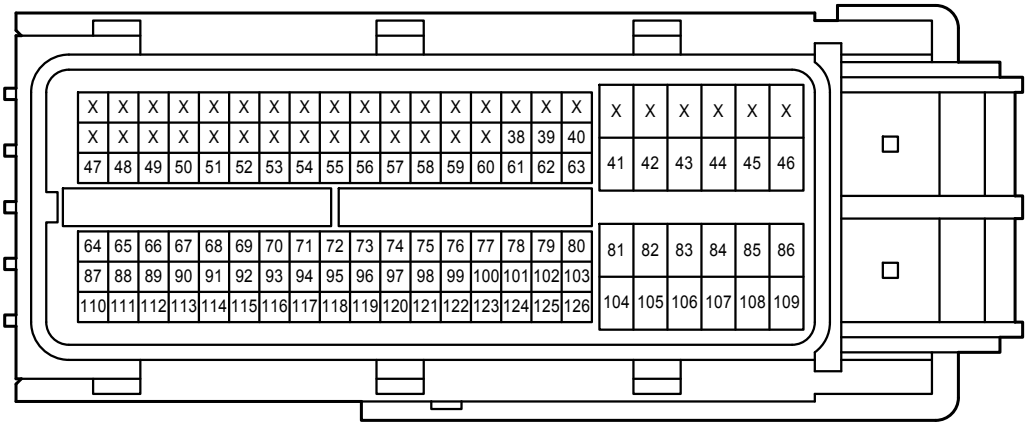

B 33
Black

B 34
Black

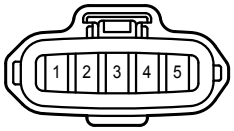

B 35
Black

B 36
Black

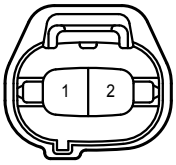

(2AD-FHV)

B 37
Gray

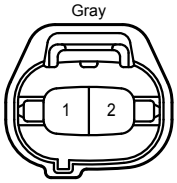

(2AD-FHV)

B 38
Black

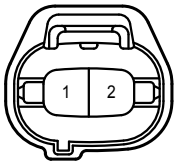

(2AD-FHV)

B 39
Gray

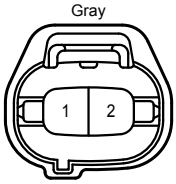

(2AD-FHV)

B 42
Gray

B 43
Gray



B 44
Black

B 45
Black



B 46
Gray

B 47
Gray

B 49

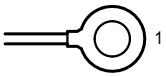

B 50
Gray

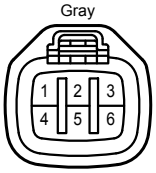

B 51
Black

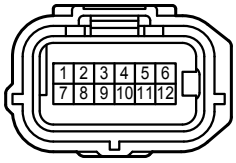

B 52
Black

B 53
Black

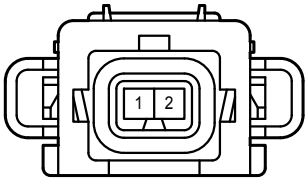

B 54
Black



B 55
Black

B 56
Gray

B 57
Dark Gray

B 58
Dark Gray

B 59
Gray

B 60
Black

(2AD-FHV)

B 61
Black



B 62
Dark Gray

E 5
White

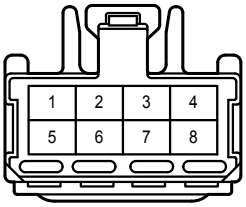

E 13
White

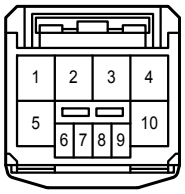

E 16
White

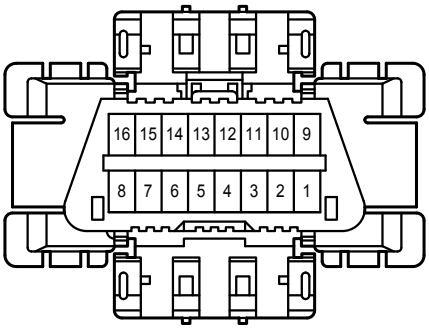

E 18
White

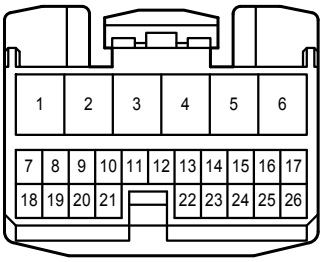

E 19
White

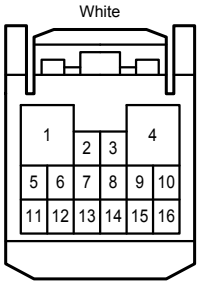

E 20
White



E 22
White

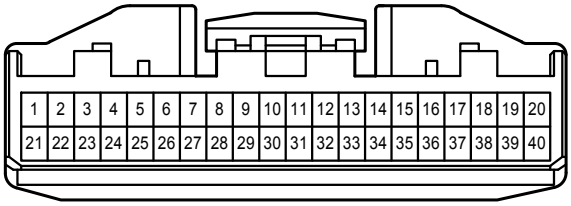

E 31
Black

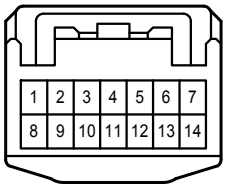

E 50
White

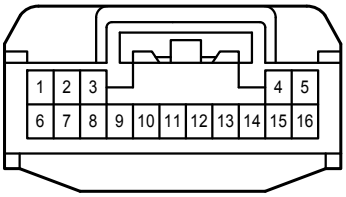

(Before Aug. 2010 Production)

E 50
Black

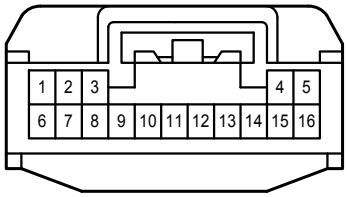

(From Aug. 2010 Production)

E 51
White

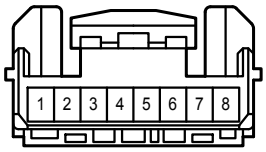

E 73
Black

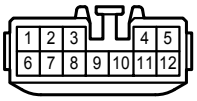

E 75
Gray

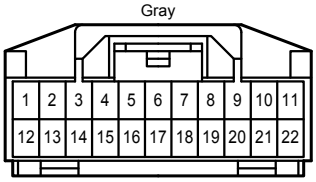

E 76
Black

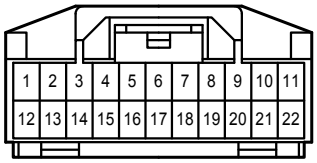

E 77
Gray

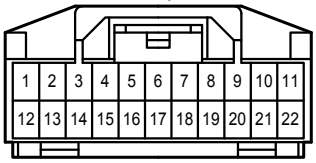

E 87
Gray

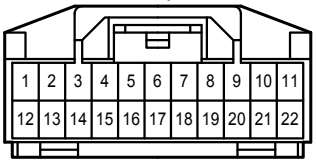

E 88
Blue

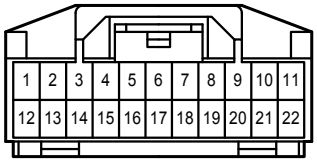

E 89
Blue

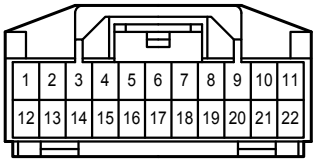

1A
White

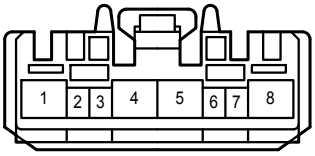

1B
White

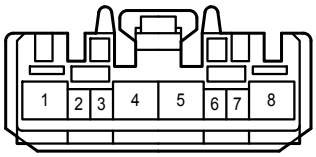

3A
White

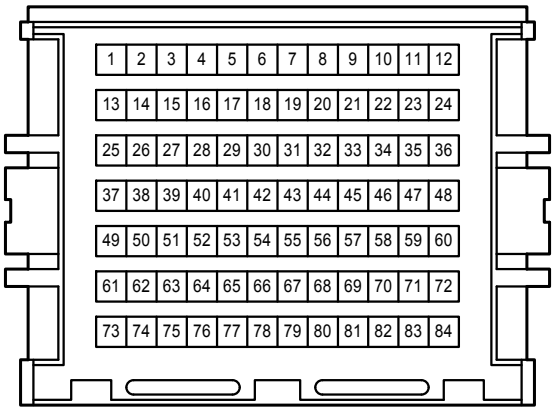

3B
White

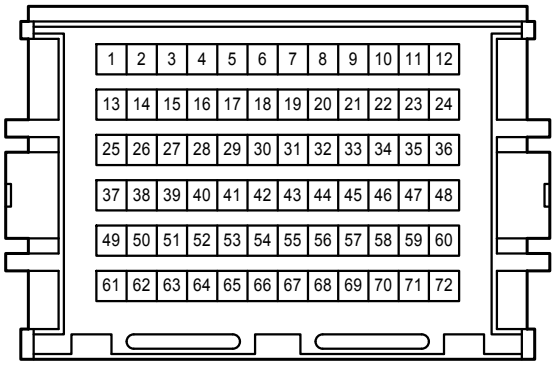

4A
White

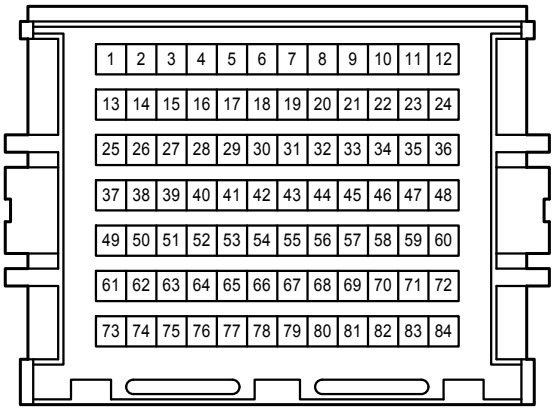

4B
White

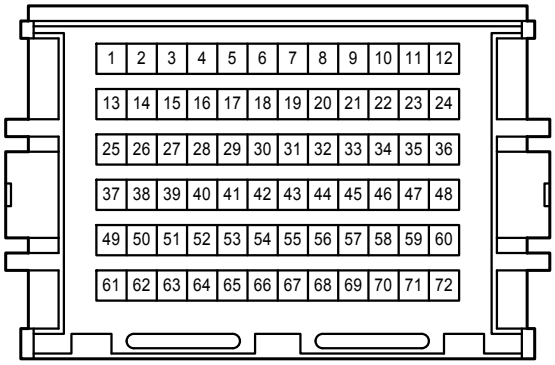

IB
White

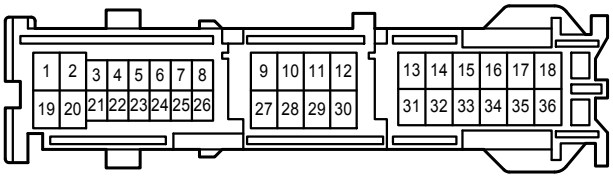

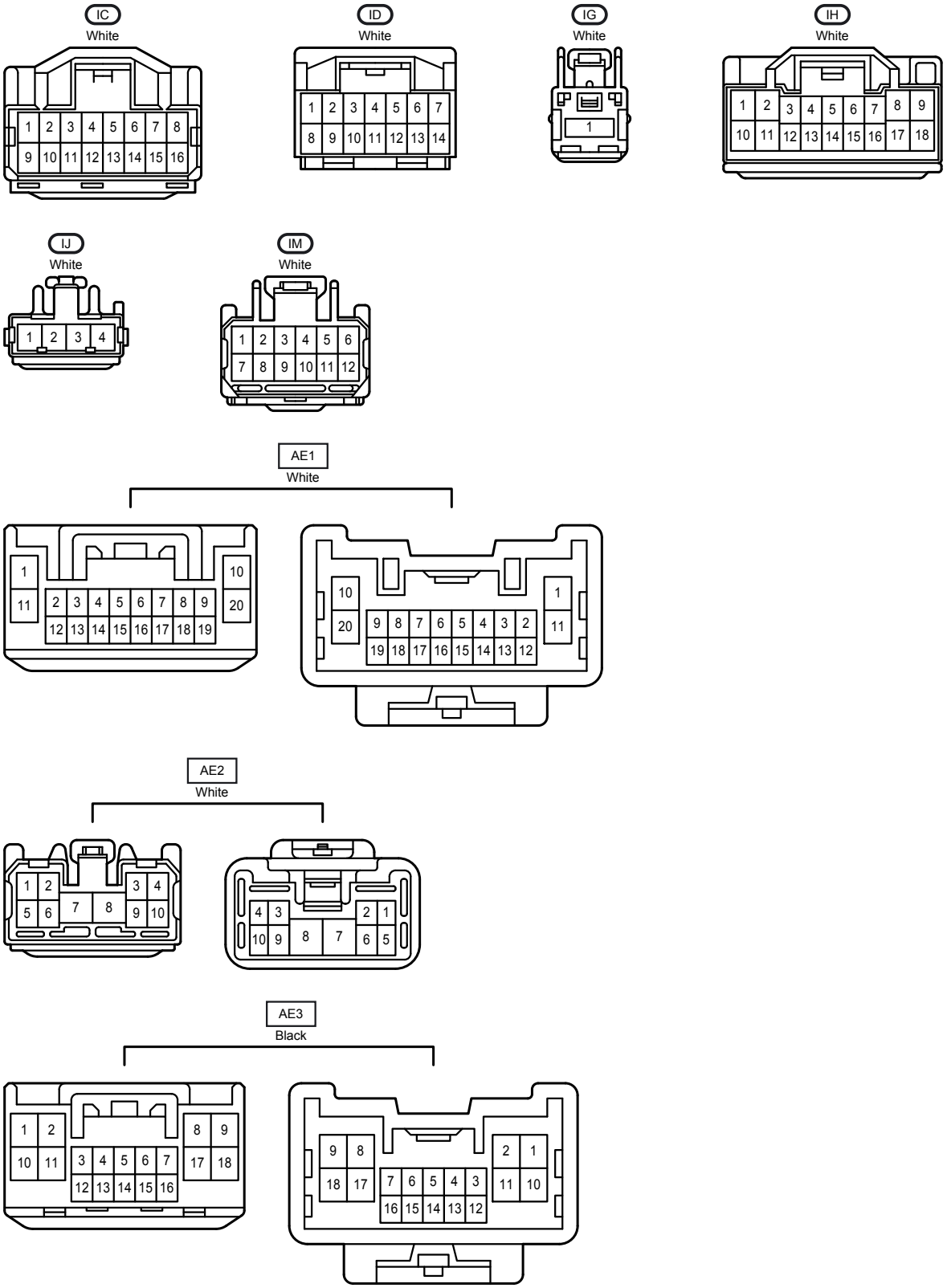
IC
White
1 2 3 4 5 6 7 8
9 10 11 12 13 14 15 16
ID
White
1 2 3 4 5 6 7
8 9 10 11 12 13 14
IG
White
1
IH
White
1 2 3 4 5 6 7 8 9
10 11 12 13 14 15 16 17 18
IJ
White
1 2 3 4
IM
White
1 2 3 4 5 6
7 8 9 10 11 12
AE1
White
1 10
11 20
2 3 4 5 6 7 8 9
12 13 14 15 16 17 18 19
10 1
20 11
9 8 7 6 5 4 3 2
19 18 17 16 15 14 13 12
AE2
White
1 2 3 4
5 6 7 8 9 10
4 3 2 1
10 9 8 7 6 5
AE3
Black
1 2 8 9
10 11 17 18
3 4 5 6 7
12 13 14 15 16
9 8 2 1
18 17 11 10
7 6 5 4 3
16 15 14 13 12


AE4
Gray
AE6
White
AE8
White
BA1
White
BA2
Gray
BA3
White