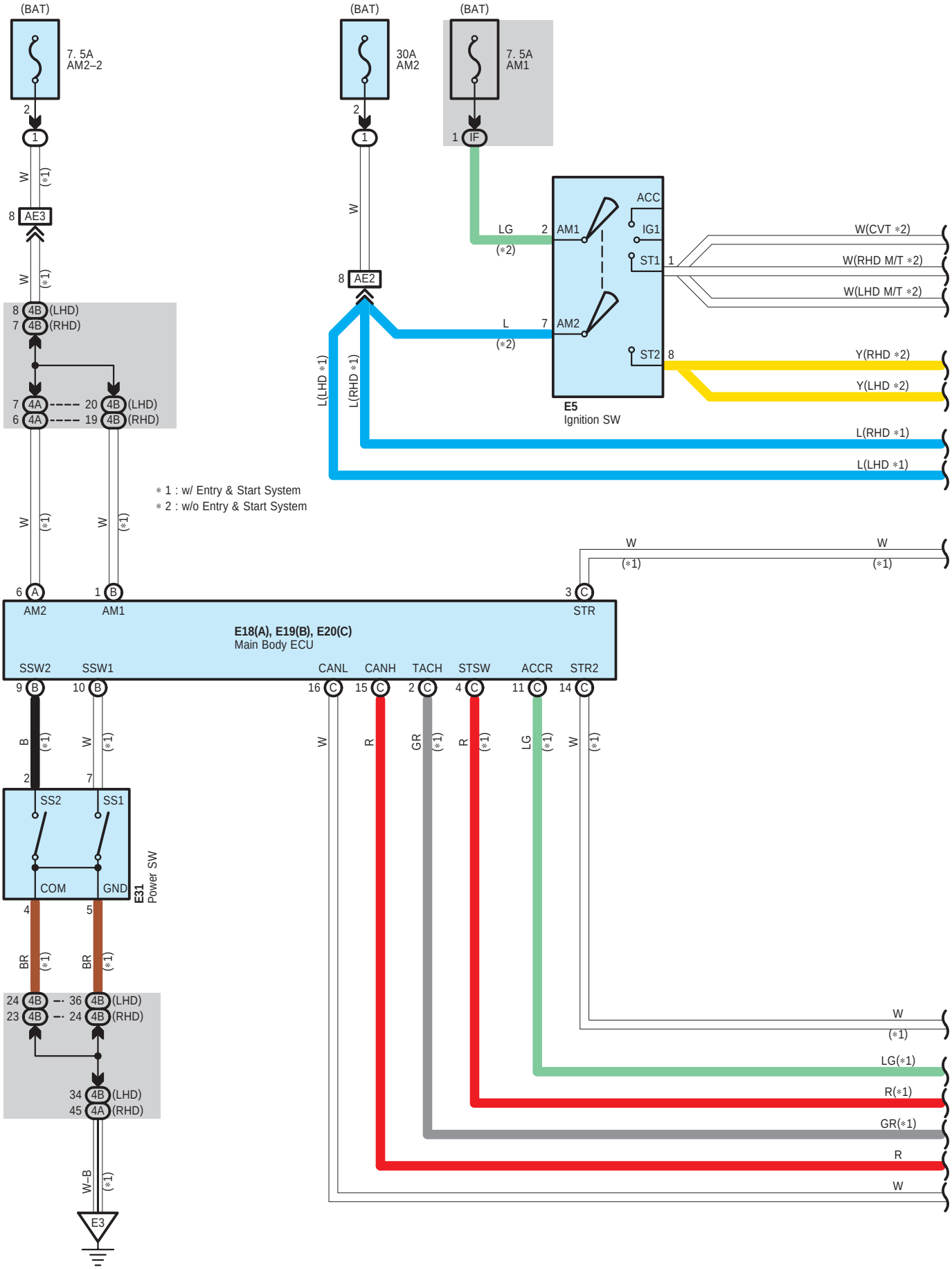
(BAT)
7. 5A
AM2–2
30A
AM2
7. 5A
AM1
AE3
AE2
(LHD)
(RHD)
ACC
IG1
ST1
ST2
AM1
AM2
E5
Ignition SW
W(CVT ∗2)
W(RHD M/T ∗2)
W(LHD M/T ∗2)
Y(RHD ∗2)
Y(LHD ∗2)
L(RHD ∗1)
L(LHD ∗1)
∗ 1 : w/ Entry & Start System
∗ 2 : w/o Entry & Start System
E18(A), E19(B), E20(C)
Main Body ECU
SSW2
SSW1
CANL
CANH
TACH
STSW
ACCR
STR2
STR
E31
Power SW
SS2
SS1
COM
GND
LG(∗1)
R(∗1)
GR(∗1)
E3

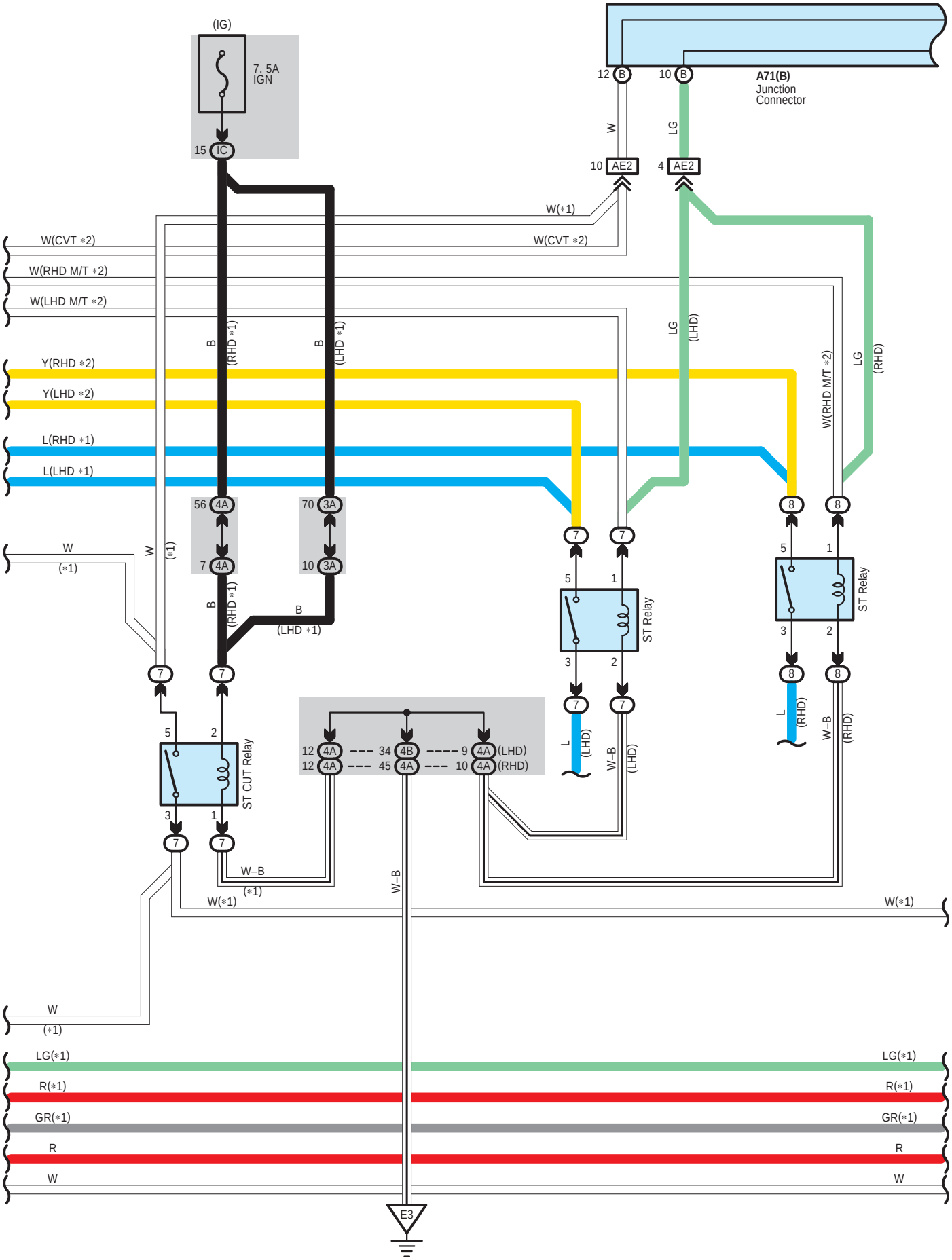
(IG)
7. 5A
IGN
15 IC
12 B
10 B
A71(B)
Junction
Connector
W
LG
10 AE2
4 AE2
W(*1)
W(CVT *2)
W(CVT *2)
W(RHD M/T *2)
W(LHD M/T *2)
B
(RHD *1)
B
(LHD *1)
LG
(LHD)
W(RHD M/T *2)
LG
(RHD)
Y(RHD *2)
Y(LHD *2)
L(RHD *1)
L(LHD *1)
56 4A
70 3A
7 4A
10 3A
W
(*1)
W
(*1)
B
(RHD *1)
B
(LHD *1)
ST Relay
ST Relay
ST CUT Relay
12 4A
12 4A
34 4B
45 4A
9 4A (LHD)
10 4A (RHD)
L
(LHD)
W–B
(LHD)
L
(RHD)
W–B
(RHD)
W–B
(*1)
W(*1)
W–B
W(*1)
W
(*1)
LG(*1)
R(*1)
GR(*1)
R
W
LG(*1)
R(*1)
GR(*1)
R
W
E3

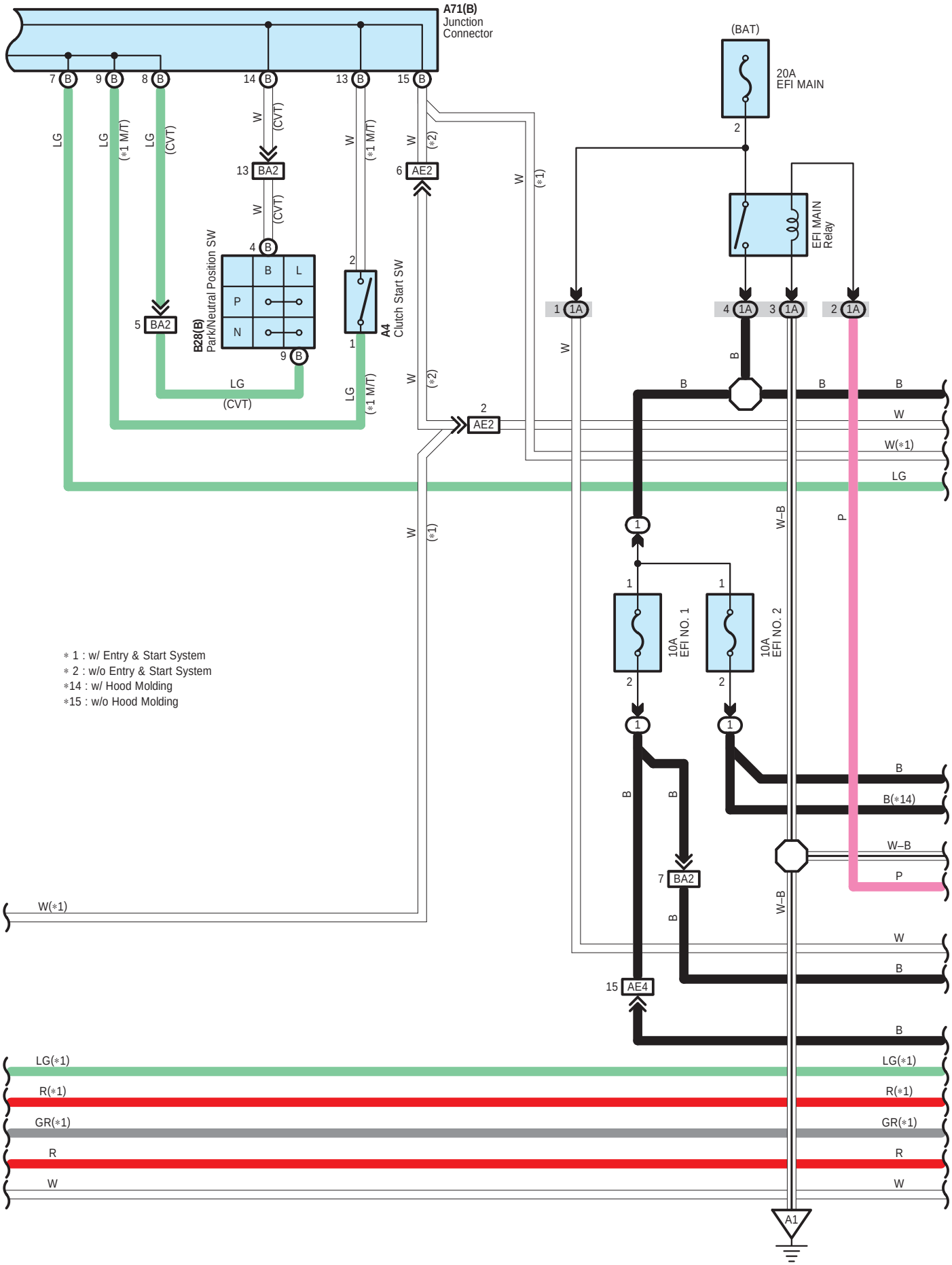
A71(B)
Junction
Connector
(BAT)
20A
EFI MAIN
EFI MAIN
Relay
B28(B)
Park/Neutral Position SW
A4
Clutch Start SW
BA2
AE2
AE4
1A
10A
EFI NO. 1
10A
EFI NO. 2
A1
LG
(CVT)
(*1 M/T)
(*2)
(*1)
W
B
W–B
P
B(*14)
W(*1)
LG(*1)
R(*1)
GR(*1)
R
* 1 : w/ Entry & Start System
* 2 : w/o Entry & Start System
*14 : w/ Hood Molding
*15 : w/o Hood Molding

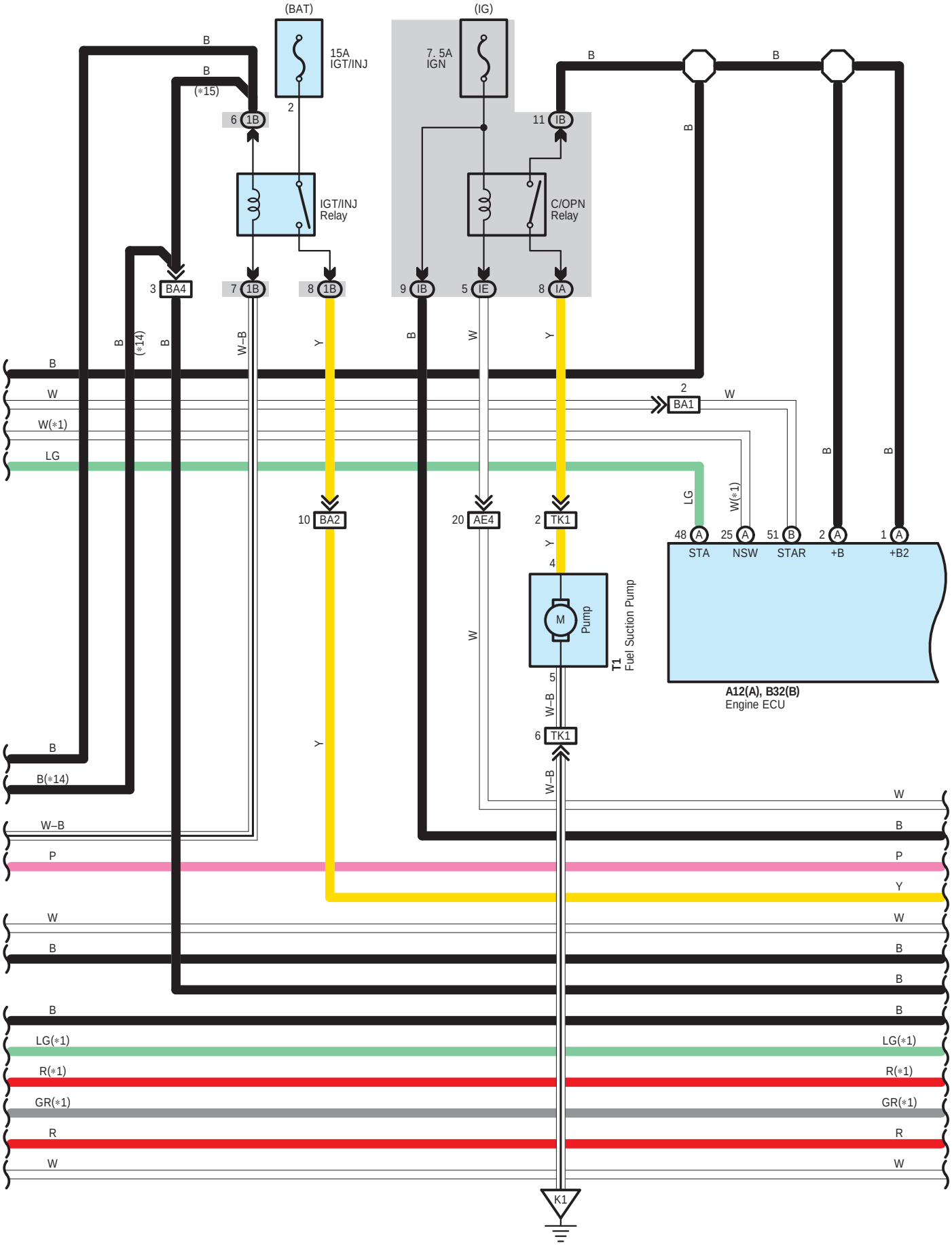
(BAT)
(IG)
15A
IGT/INJ
7. 5A
IGN
IGT/INJ
Relay
C/OPN
Relay
6 1B
11 IB
3 BA4
7 1B
8 1B
9 IB
5 IE
8 IA
2 BA1
10 BA2
20 AE4
2 TK1
6 TK1
48 A STA
25 A NSW
51 B STAR
2 A +B
1 A +B2
M
Pump
T1
Fuel Suction Pump
A12(A), B32(B)
Engine ECU
K1
B
B (*15)
B (*14)
W
W(*1)
LG
W–B
Y
P
B(*14)
LG(*1)
R(*1)
GR(*1)
R

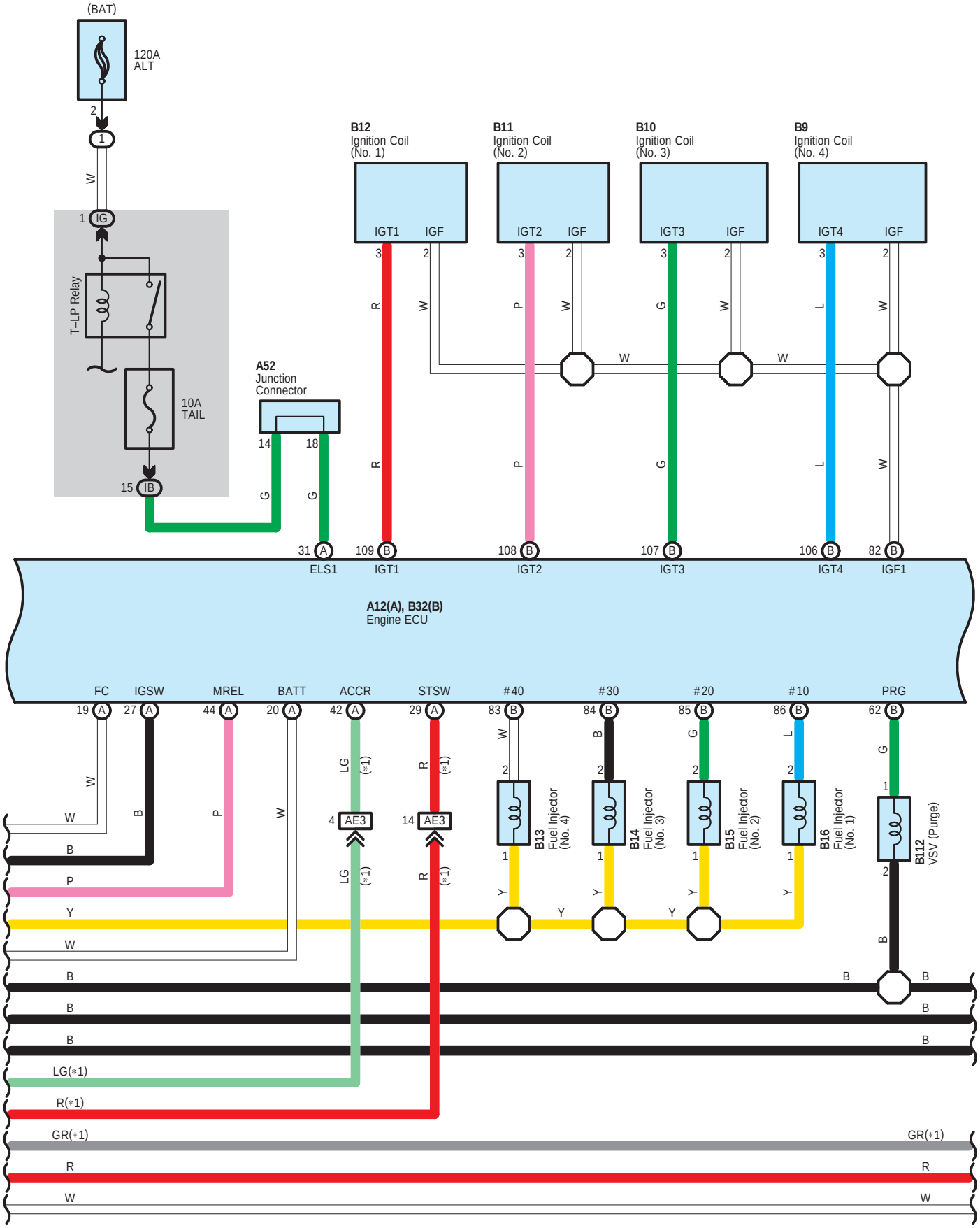
(BAT)
120A
ALT
2
1
W
1 IG
T–LP Relay
10A
TAIL
15 IB
A52
Junction
Connector
14
18
G
G
B12
Ignition Coil
(No. 1)
IGT1
IGF
B11
Ignition Coil
(No. 2)
IGT2
IGF
B10
Ignition Coil
(No. 3)
IGT3
IGF
B9
Ignition Coil
(No. 4)
IGT4
IGF
R
W
P
W
G
W
L
W
W
W
31 A
ELS1
109 B
IGT1
108 B
IGT2
107 B
IGT3
106 B
IGT4
82 B
IGF1
A12(A), B32(B)
Engine ECU
FC
IGSW
MREL
BATT
ACCR
STSW
#40
#30
#20
#10
PRG
19 A
27 A
44 A
20 A
42 A
29 A
83 B
84 B
85 B
86 B
62 B
LG
(*1)
R
(*1)
4 AE3
14 AE3
B13
Fuel Injector
(No. 4)
B14
Fuel Injector
(No. 3)
B15
Fuel Injector
(No. 2)
B16
Fuel Injector
(No. 1)
B112
VSV (Purge)
Y
Y
Y
Y
LG(*1)
R(*1)
GR(*1)
GR(*1)

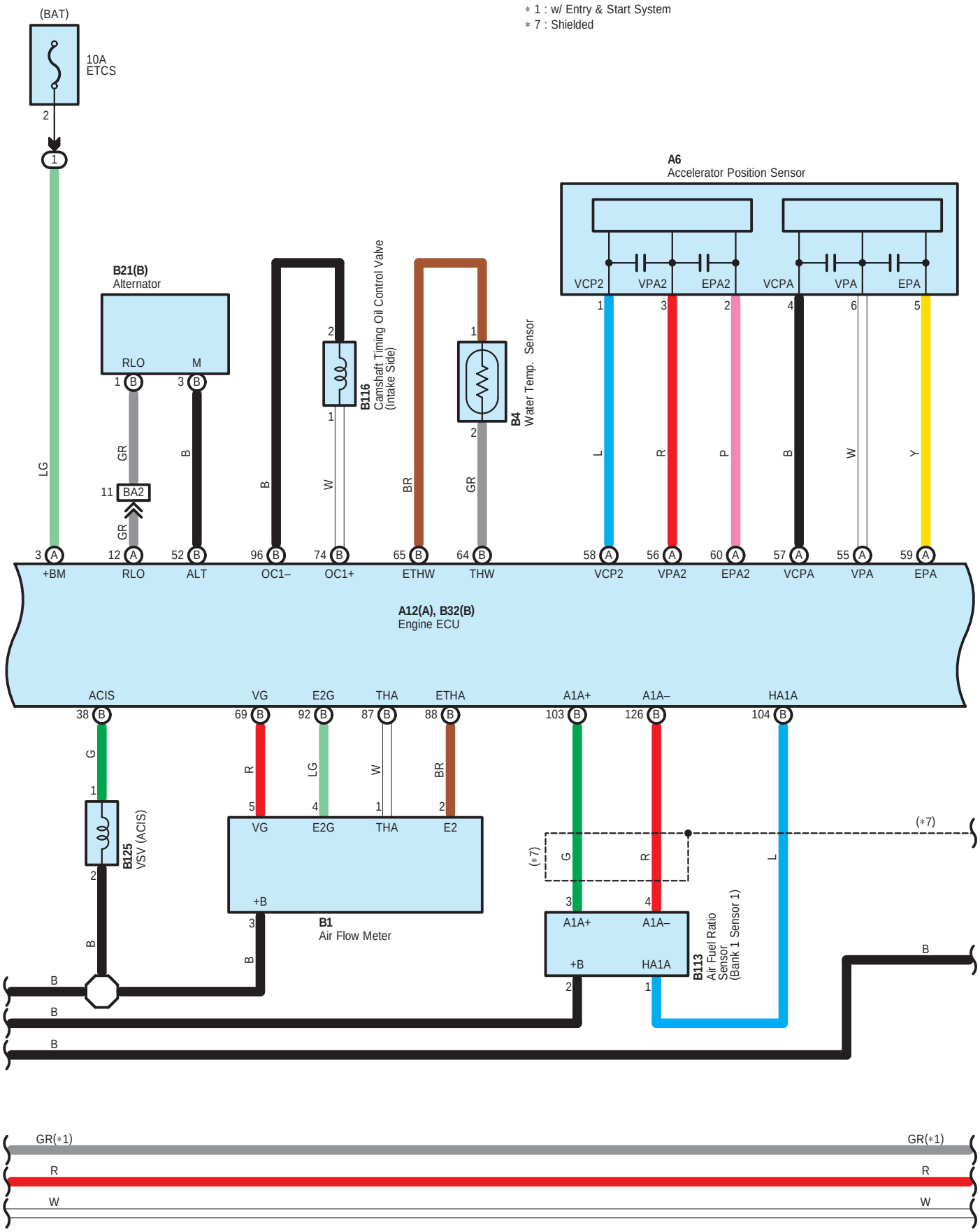
∗1 : w/ Entry & Start System
∗7 : Shielded
(BAT)
10A
ETCS
B21(B)
Alternator
RLO
M
BA2
B116
Camshaft Timing Oil Control Valve
(Intake Side)
B4
Water Temp. Sensor
A6
Accelerator Position Sensor
VCP2
VPA2
EPA2
VCPA
VPA
EPA
+BM
RLO
ALT
OC1–
OC1+
ETHW
THW
VCP2
VPA2
EPA2
VCPA
VPA
EPA
A12(A), B32(B)
Engine ECU
ACIS
VG
E2G
THA
ETHA
A1A+
A1A–
HA1A
B125
VSV (ACIS)
VG
E2G
THA
E2
+B
B1
Air Flow Meter
(∗7)
A1A+
A1A–
+B
HA1A
B113
Air Fuel Ratio
Sensor
(Bank 1 Sensor 1)
GR(∗1)
R
W

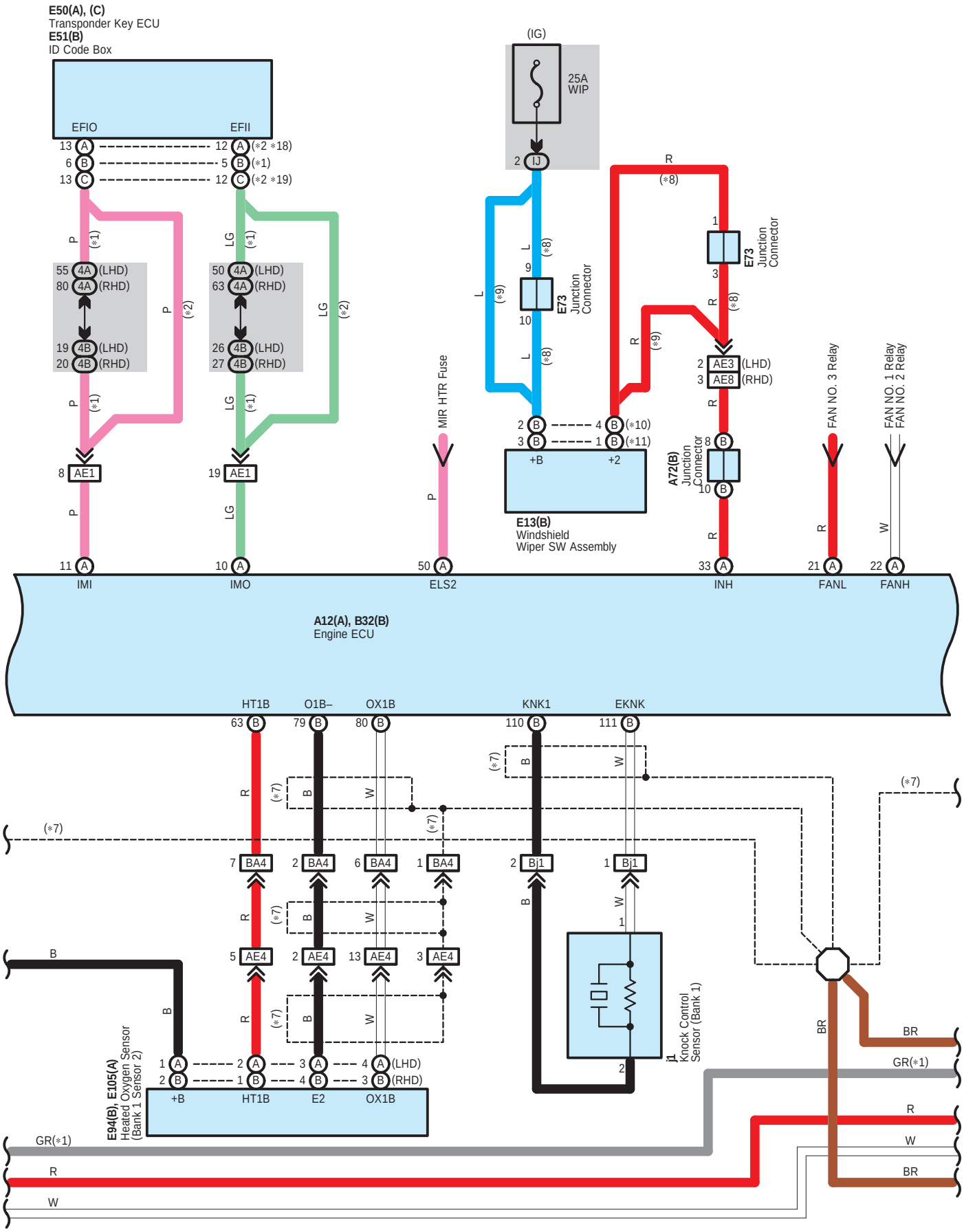
E50(A), (C)
Transponder Key ECU
E51(B)
ID Code Box
EFIO
EFII
13 A
6 B
13 C
12 A (*2 *18)
5 B (*1)
12 C (*2 *19)
P (*1)
LG (*1)
55 4A (LHD)
80 4A (RHD)
50 4A (LHD)
63 4A (RHD)
19 4B (LHD)
20 4B (RHD)
26 4B (LHD)
27 4B (RHD)
P (*2)
LG (*2)
8 AE1
19 AE1
11 A
10 A
IMI
IMO
(IG)
25A
WIP
2 IJ
L (*8)
L (*9)
9
10
E73
Junction
Connector
R (*8)
1
3
R (*9)
2 AE3 (LHD)
3 AE8 (RHD)
2 B
3 B
4 B (*10)
1 B (*11)
+B
+2
E13(B)
Windshield
Wiper SW Assembly
MIR HTR Fuse
P
50 A
ELS2
A72(B)
Junction
Connector
8 B
10 B
33 A
INH
FAN NO. 3 Relay
R
21 A
FANL
FAN NO. 1 Relay
FAN NO. 2 Relay
W
22 A
FANH
A12(A), B32(B)
Engine ECU
HT1B
O1B–
OX1B
KNK1
EKNK
63 B
79 B
80 B
110 B
111 B
(*7)
7 BA4
2 BA4
6 BA4
1 BA4
2 Bj1
1 Bj1
5 AE4
2 AE4
13 AE4
3 AE4
B
BR
GR(*1)
1 A
2 B
2 A
1 B
3 A
4 B
4 A (LHD)
3 B (RHD)
+B
HT1B
E2
OX1B
E94(B), E105(A)
Heated Oxygen Sensor
(Bank 1 Sensor 2)
Knock Control
Sensor (Bank 1)
GR(*1)
R
W
BR

∗ 1 : w/ Entry & Start System
∗ 2 : w/o Entry & Start System
∗ 7 : Shielded
∗ 8 : w/ Auto Wiper System
∗ 9 : w/o Auto Wiper System
∗10 : RH Wiper Lever Type
∗11 : LH Wiper Lever Type
∗18 : Before Aug. 2010 Production
∗19 : From Aug. 2010 Production

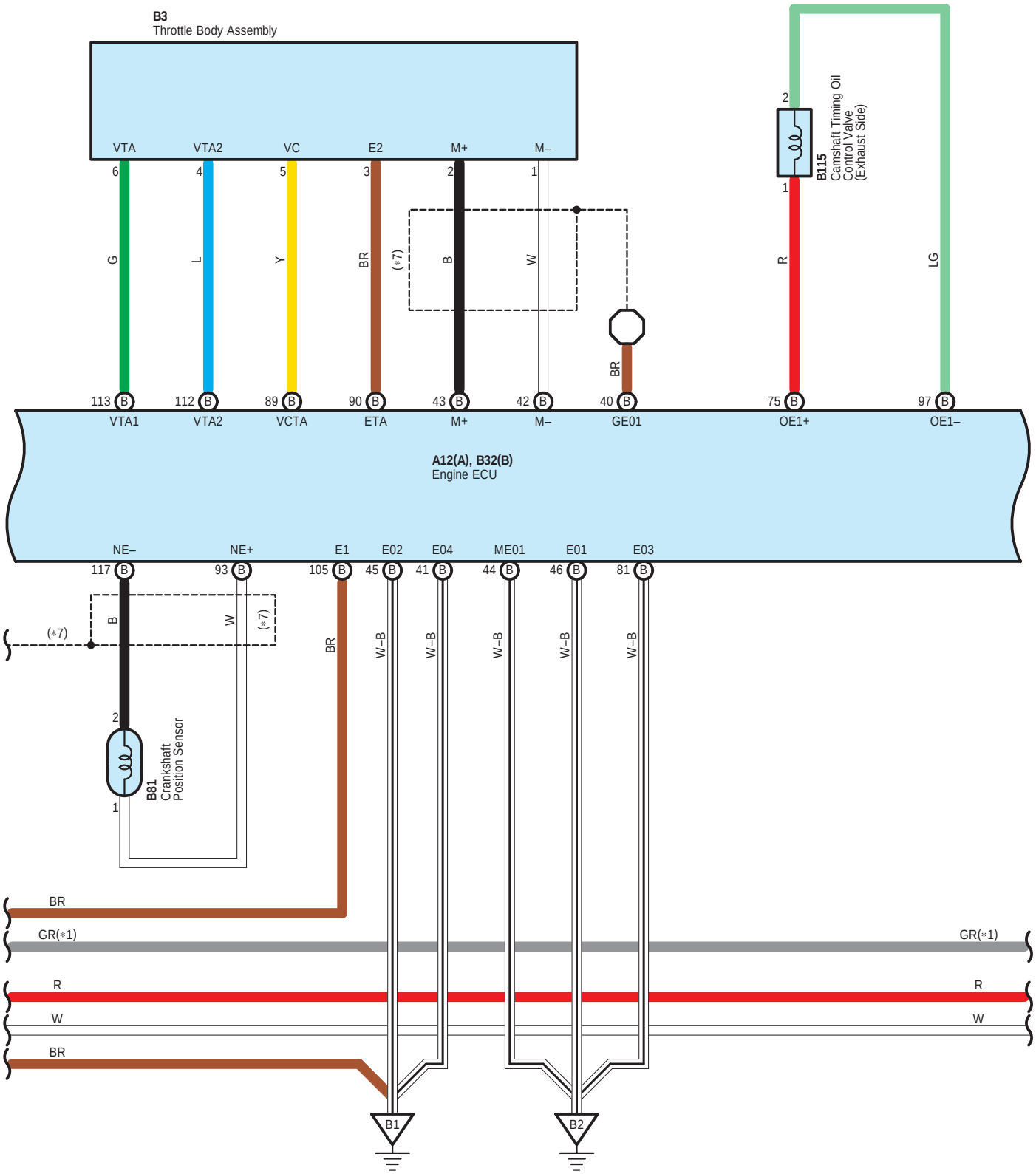

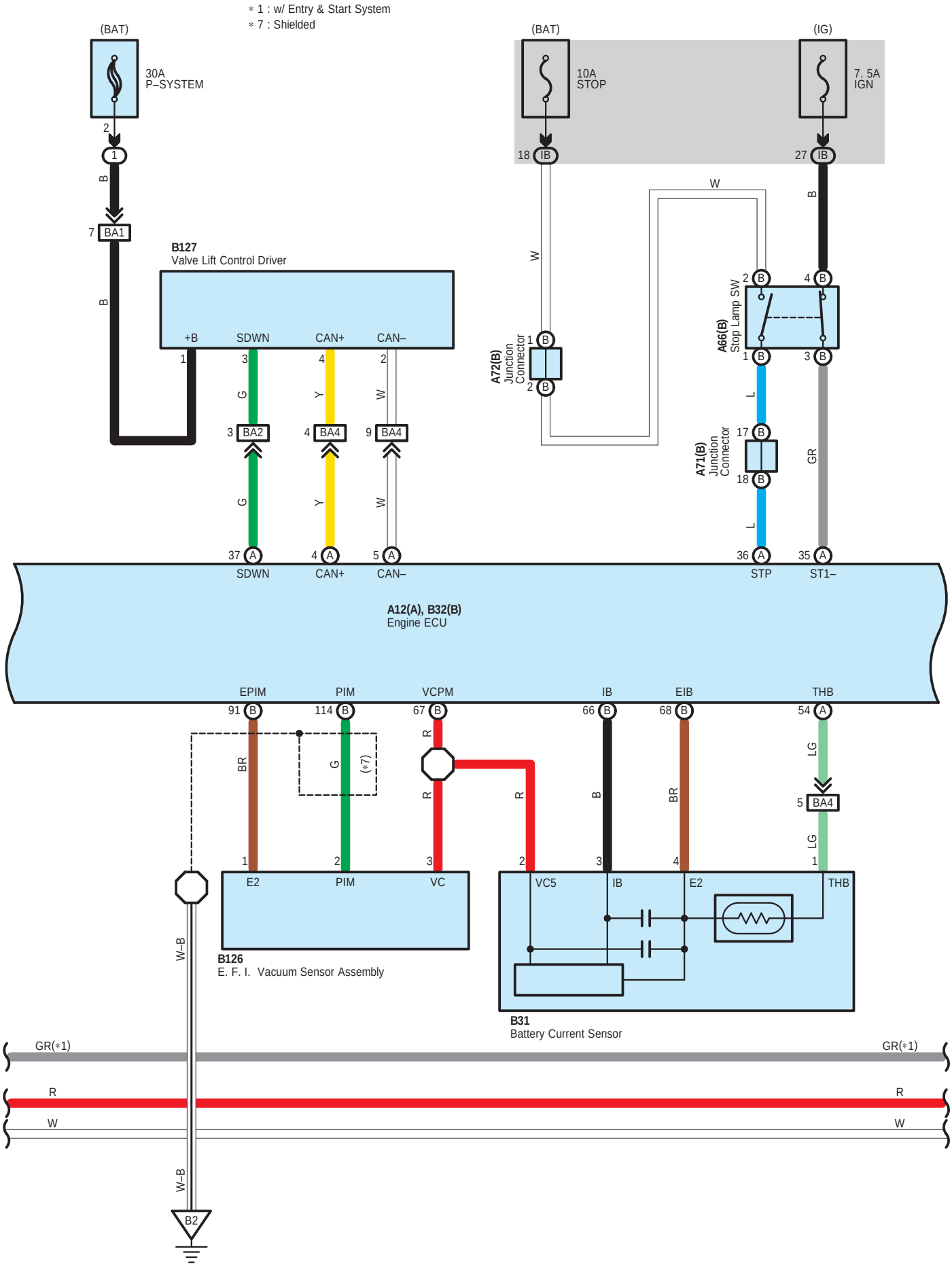
∗1 : w/ Entry & Start System
∗7 : Shielded
(BAT)
30A
P–SYSTEM
2
1
B
7 BA1
B
B127
Valve Lift Control Driver
+B
SDWN
CAN+
CAN–
1
3
4
2
G
Y
W
3 BA2
4 BA4
9 BA4
G
Y
W
37 A
4 A
5 A
SDWN
CAN+
CAN–
(BAT)
10A
STOP
18 IB
(IG)
7. 5A
IGN
27 IB
W
W
B
A72(B)
Junction
Connector
1 B
2 B
A66(B)
Stop Lamp SW
2 B
4 B
1 B
3 B
L
A71(B)
Junction
Connector
17 B
18 B
L
GR
36 A
35 A
STP
ST1–
A12(A), B32(B)
Engine ECU
EPIM
PIM
VCPM
IB
EIB
THB
91 B
114 B
67 B
66 B
68 B
54 A
BR
G
(∗7)
R
R
R
B
BR
LG
5 BA4
LG
1
2
3
2
3
4
1
E2
PIM
VC
VC5
IB
E2
THB
B126
E. F. I. Vacuum Sensor Assembly
B31
Battery Current Sensor
W–B
GR(∗1)
GR(∗1)
R
R
W
W
W–B
B2

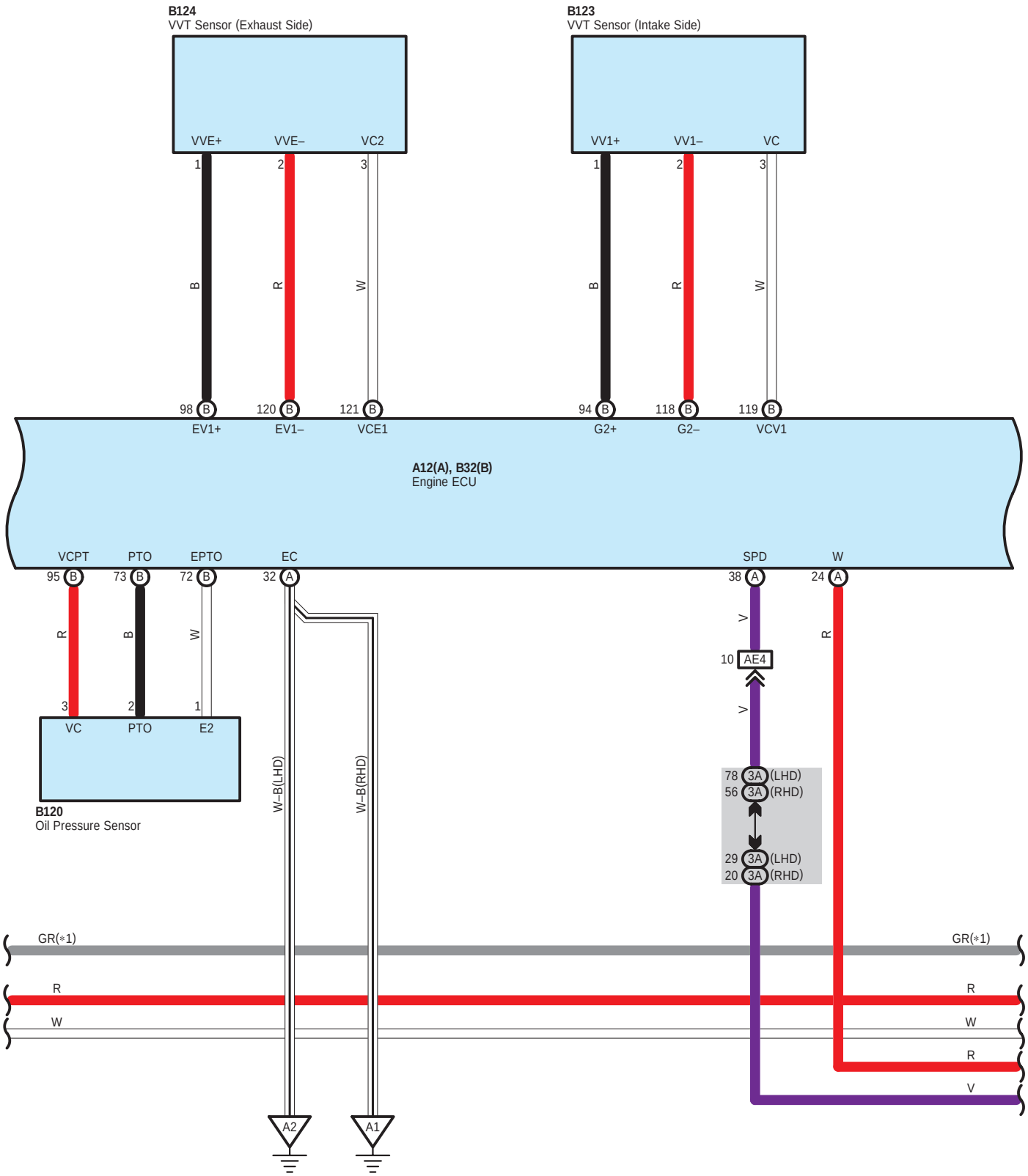
B124
VVT Sensor (Exhaust Side)
VVE+
VVE–
VC2
1
2
3
B
R
W
98 B
120 B
121 B
EV1+
EV1–
VCE1
B123
VVT Sensor (Intake Side)
VV1+
VV1–
VC
1
2
3
B
R
W
94 B
118 B
119 B
G2+
G2–
VCV1
A12(A), B32(B)
Engine ECU
VCPT
PTO
EPTO
EC
SPD
W
95 B
73 B
72 B
32 A
38 A
24 A
R
B
W
V
R
3
2
1
VC
PTO
E2
B120
Oil Pressure Sensor
10 AE4
V
W–B(LHD)
W–B(RHD)
78 3A (LHD)
56 3A (RHD)
29 3A (LHD)
20 3A (RHD)
GR(*1)
GR(*1)
R
R
W
W
R
V
A2
A1

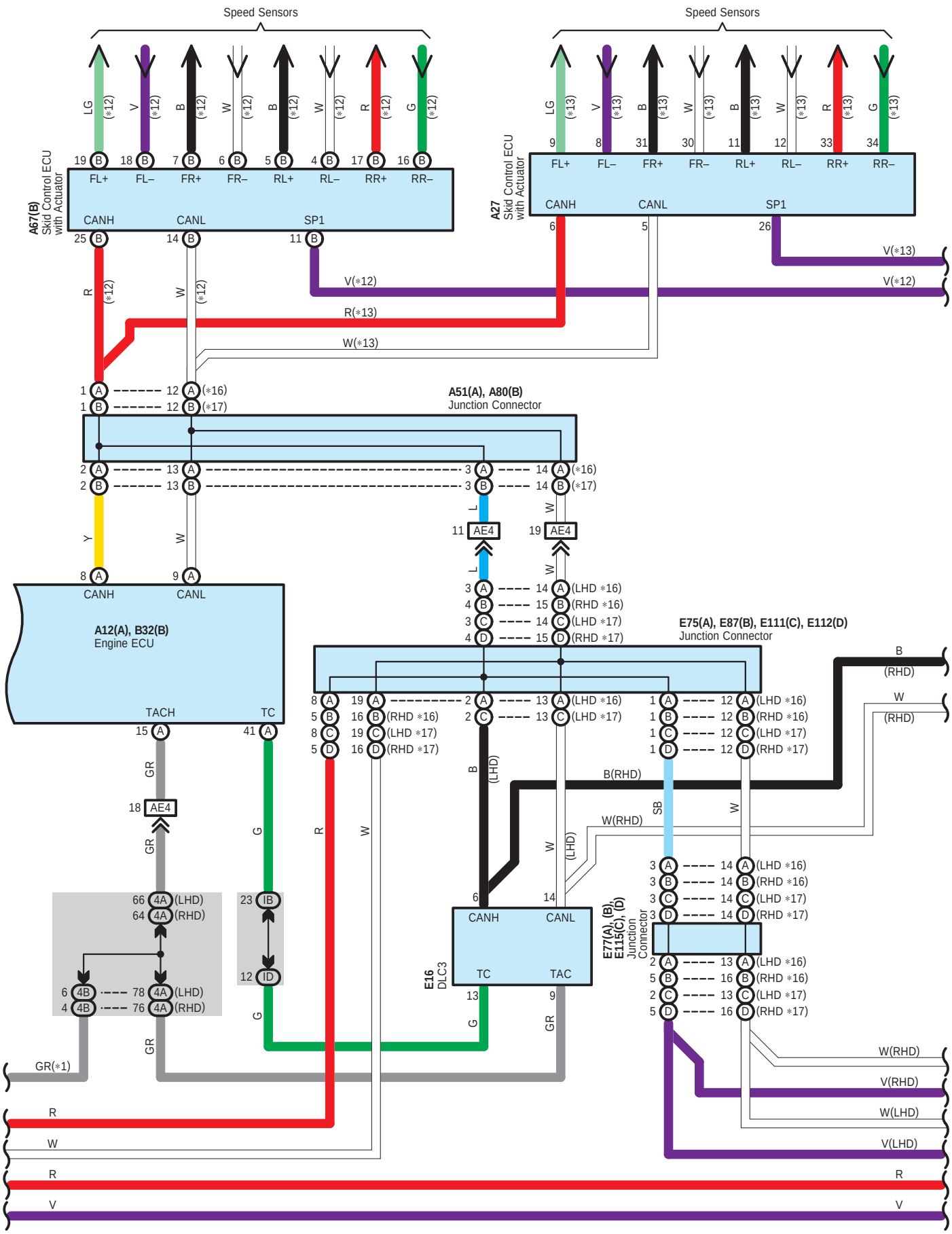
Speed Sensors
Speed Sensors
A67(B)
Skid Control ECU
with Actuator
A27
Skid Control ECU
with Actuator
FL+
FL–
FR+
FR–
RL+
RL–
RR+
RR–
CANH
CANL
SP1
V(*12)
R(*13)
W(*13)
V(*13)
A51(A), A80(B)
Junction Connector
AE4
A12(A), B32(B)
Engine ECU
TACH
TC
E75(A), E87(B), E111(C), E112(D)
Junction Connector
B(RHD)
W(RHD)
E16
DLC3
TAC
E77(A), (B),
E115(C), (D)
Junction
Connector
GR(*1)
V(RHD)
W(LHD)
V(LHD)

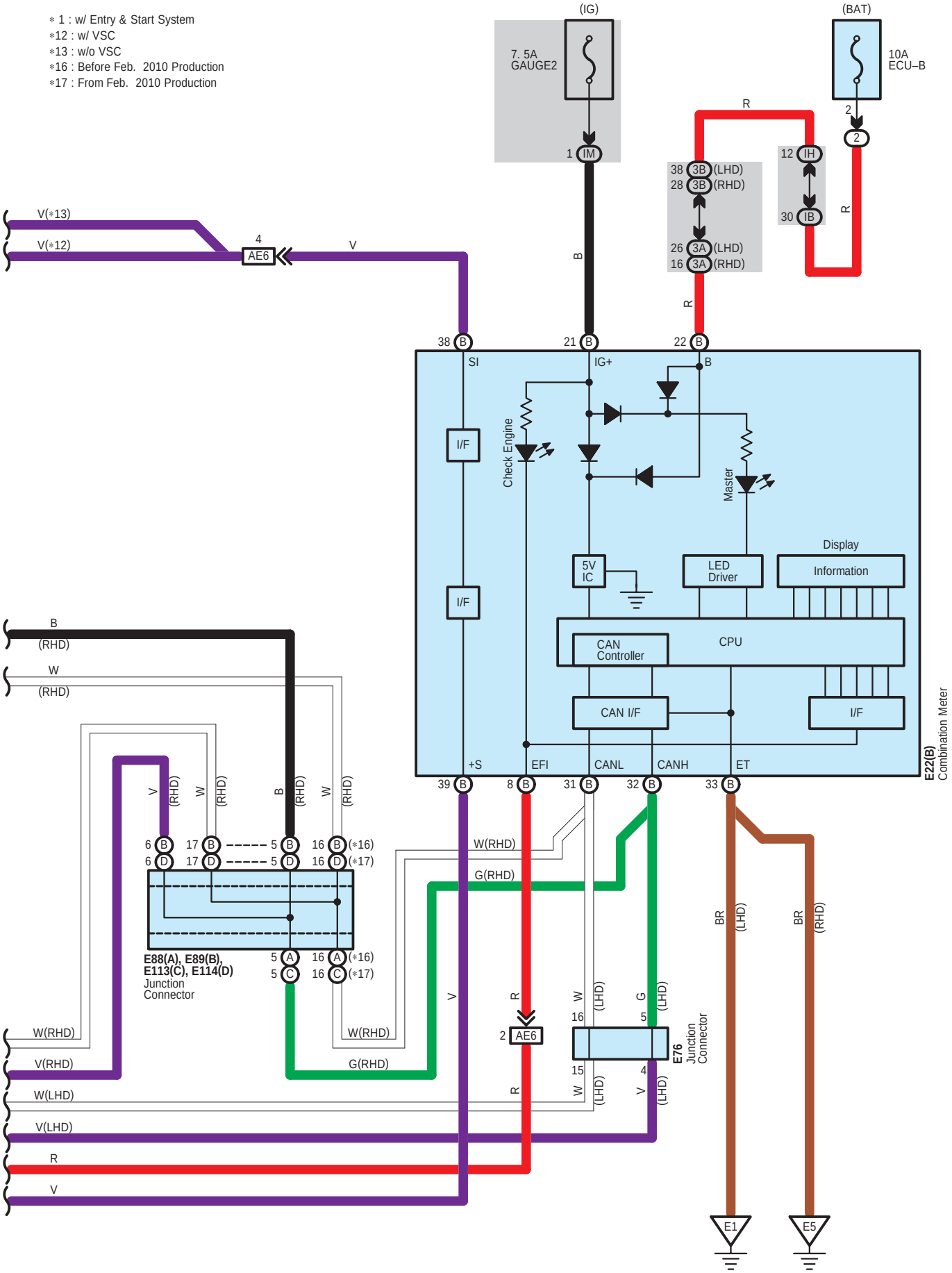
∗1 : w/ Entry & Start System
∗12 : w/ VSC
∗13 : w/o VSC
∗16 : Before Feb. 2010 Production
∗17 : From Feb. 2010 Production
(IG)
7. 5A
GAUGE2
1 IM
(BAT)
10A
ECU–B
2
R
38 3B (LHD)
28 3B (RHD)
26 3A (LHD)
16 3A (RHD)
12 IH
30 IB
V(∗13)
V(∗12)
4
AE6
V
B
R
38 B
21 B
22 B
SI
IG+
B
I/F
Check Engine
Master
5V
IC
LED
Driver
Display
Information
CAN
Controller
CPU
CAN I/F
I/F
+S
EFI
CANL
CANH
ET
39 B
8 B
31 B
32 B
33 B
E22(B)
Combination Meter
B
(RHD)
W
(RHD)
V (RHD)
W (RHD)
B (RHD)
W (RHD)
6 B
6 D
17 B
17 D
5 B
5 D
16 B (∗16)
16 D (∗17)
5 A
5 C
16 A (∗16)
16 C (∗17)
E88(A), E89(B),
E113(C), E114(D)
Junction
Connector
W(RHD)
G(RHD)
W(RHD)
V(RHD)
G(RHD)
W(LHD)
V(LHD)
R
V
2 AE6
16
5
15
4
E76
Junction
Connector
W (LHD)
G (LHD)
W (LHD)
V (LHD)
BR (LHD)
BR (RHD)
E1
E5

A 4
Black



A 6
Black



A 12
Black

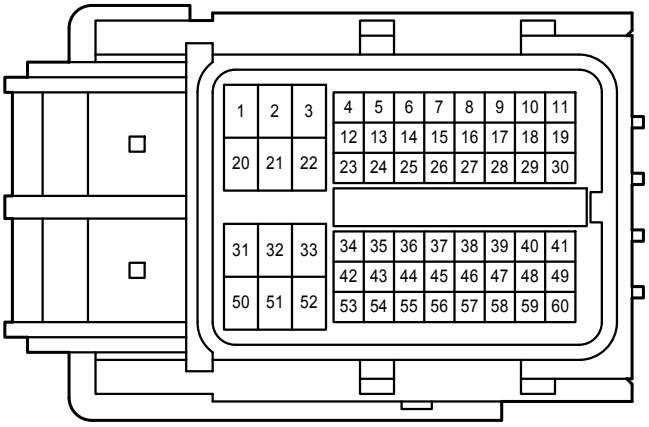

A 27
Black

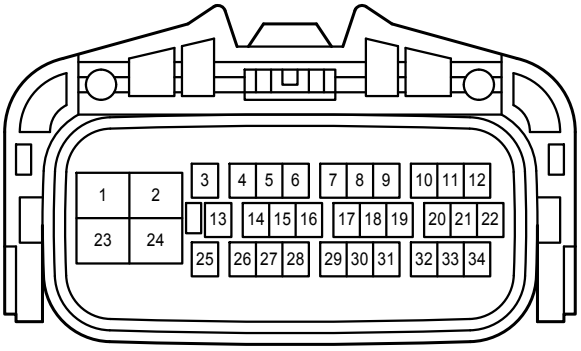

A 51
Gray

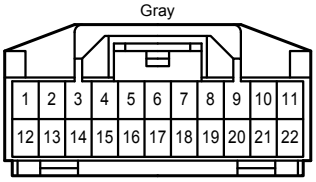

A 52
Gray

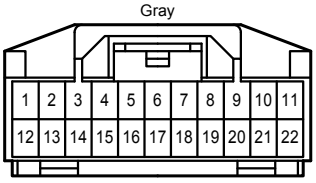

A 66
White

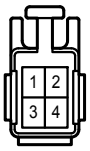

A 67
Black

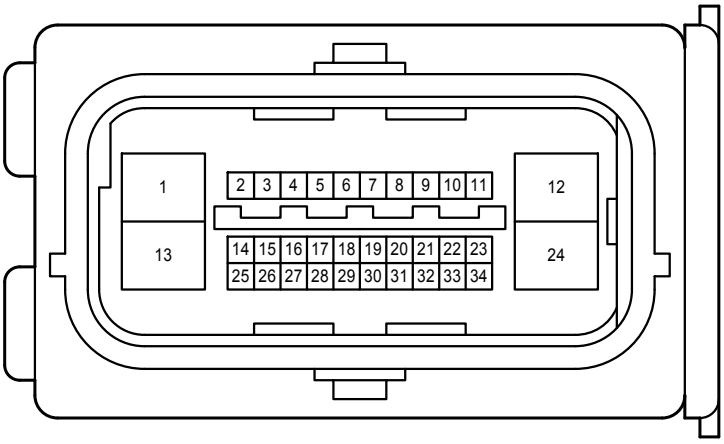

A 71
White

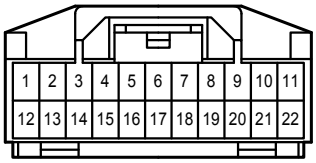

A 72
Gray

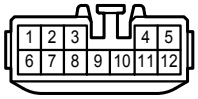

A 80
Gray

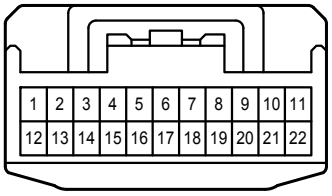

B 1
Black



B 3
Black

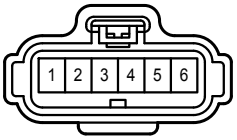

B 4
Gray

B 9
Gray

B 10
Black

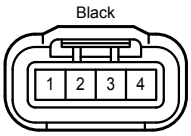

B 11
Gray

B 12
Black

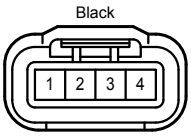

B 13
Gray

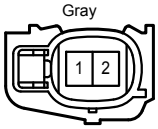

B 14
Black

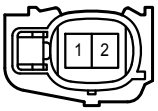

B 15
Gray

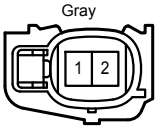

B 16
Black

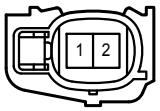

B 21
Black

B 28
Gray

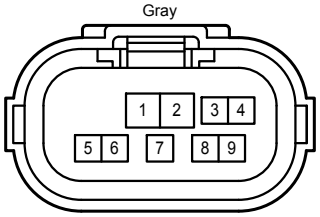

B 31
Gray

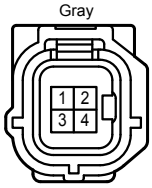

B 32
Black

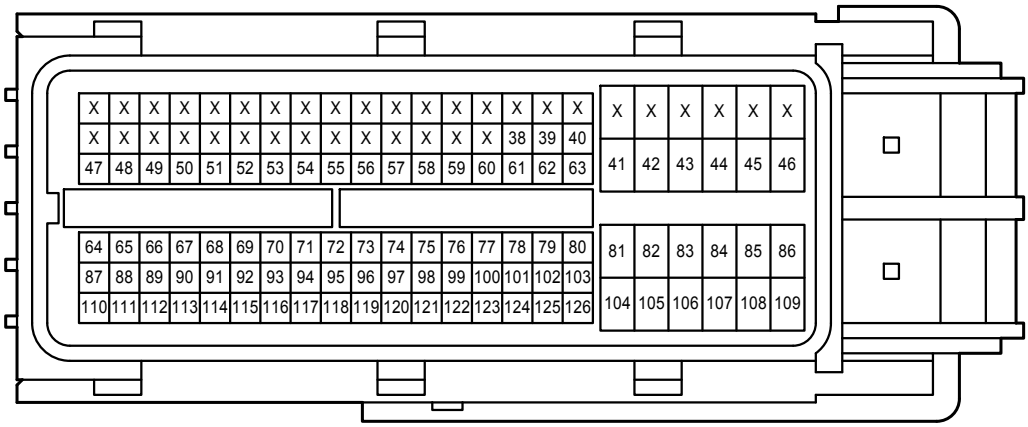

B 81
Black

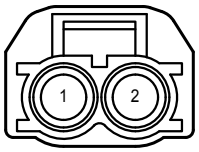

B112
Black

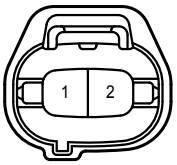

B113
Dark Gray

B115
Black

B116
Gray

B120
Black



B123
Gray



B124
Black



B125
Blue

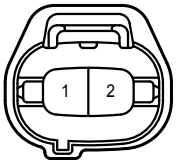

B126
Black



B127
Gray

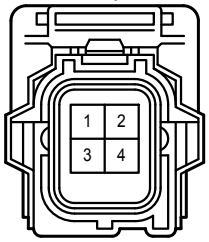

E 5
White

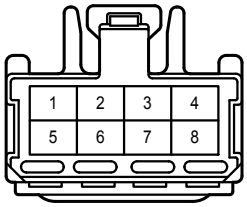

E 13
White

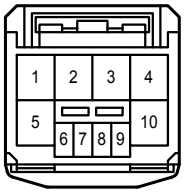

E 16
White

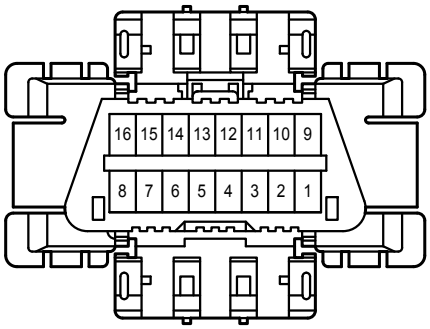

E 18
White

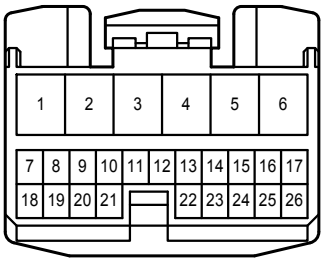

E 19
White

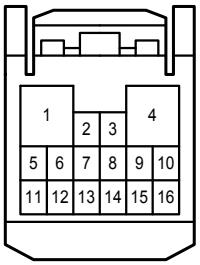

E 20
White

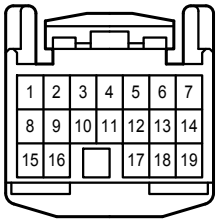

E 22
White

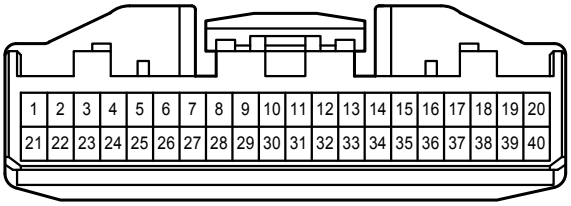

E 31
Black

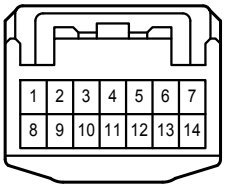

E 50
White

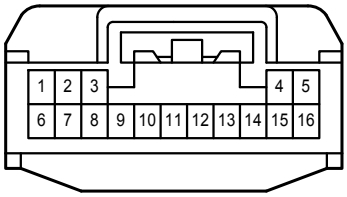

(Before Aug. 2010 Production)

E 50
Black

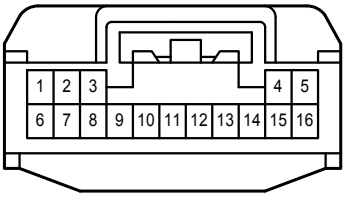

(From Aug. 2010 Production)

E 51
White

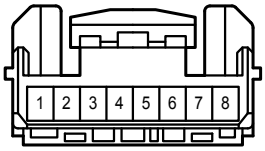

E 73
Black

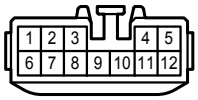

E 75
Gray

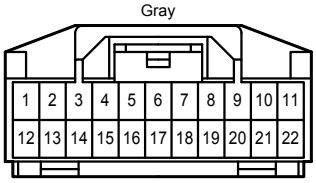

E 76
Black

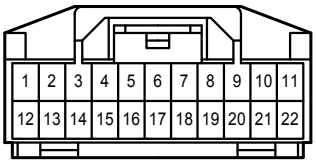

E 77
Gray

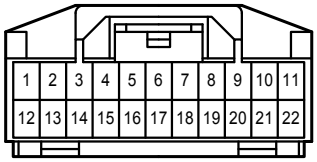

E 87
Gray

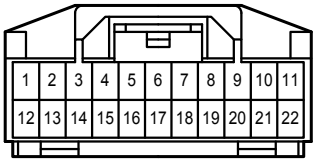

E 88
Blue

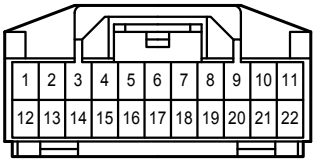

E 89
Blue

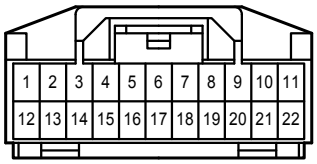

E 94
Gray

E105
Gray

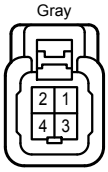

E111
Gray

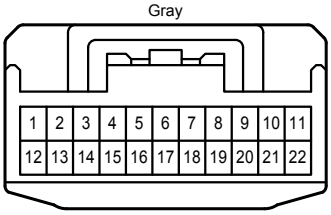

E112
Gray

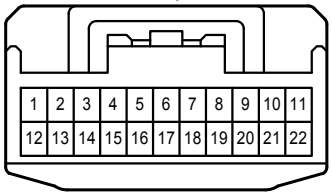

E113
Black

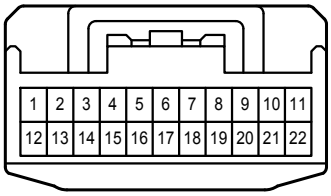

E114
Black

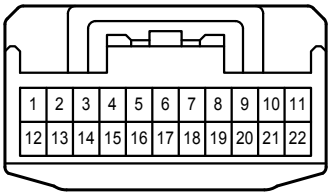

E115
Gray

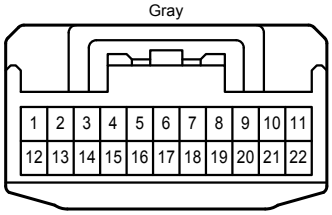

T 1
White

j 1
Black

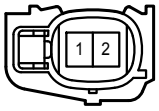

1A
White

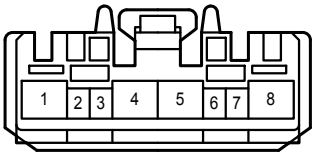

1B
White

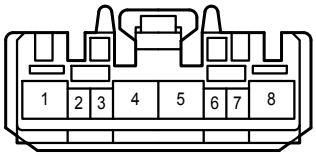

3A
White

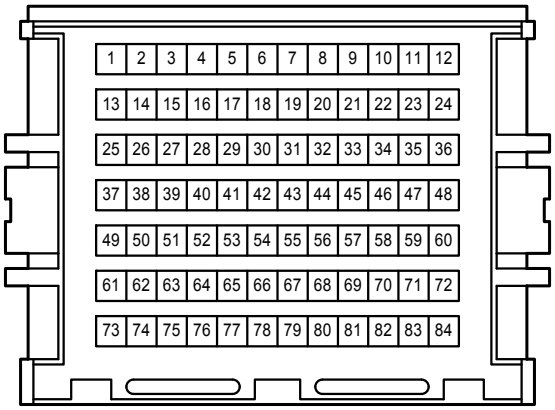

3B
White

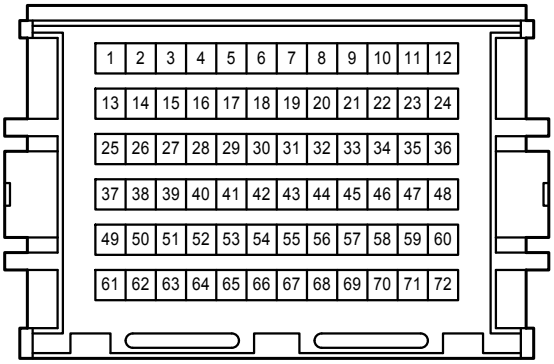

4A
White

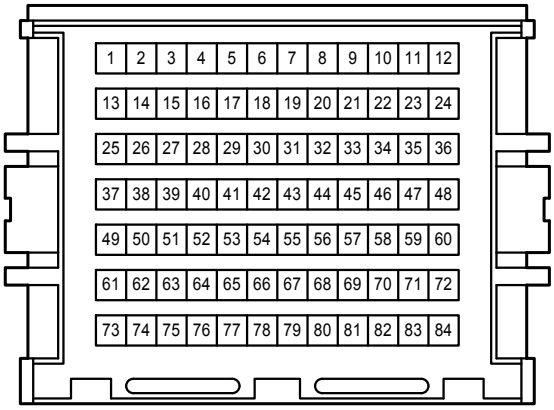

4B
White

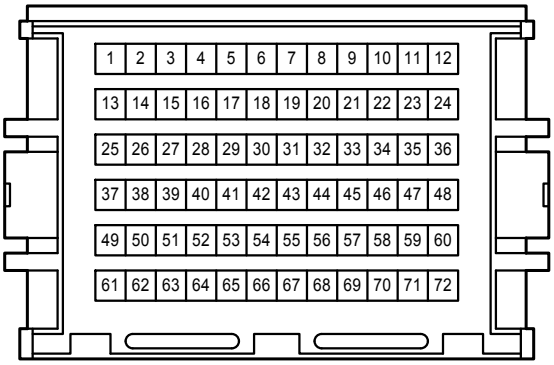

IA
White

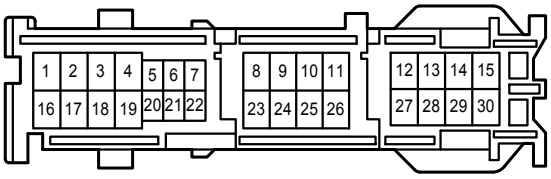

IB
White

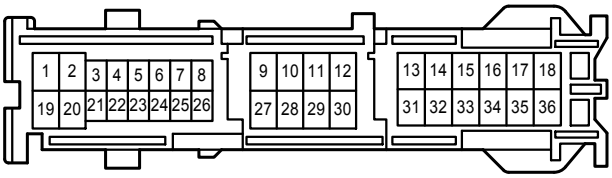

IC
White

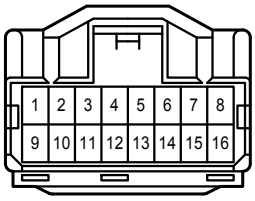

ID
White

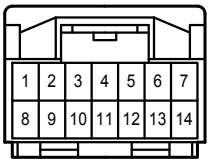

IE
White

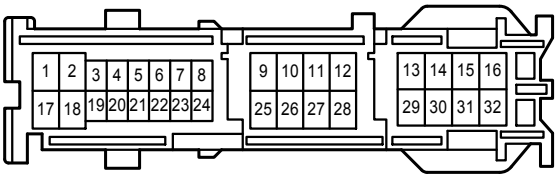

IF
White

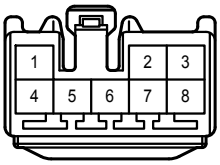

IG
White

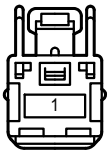

IH
White

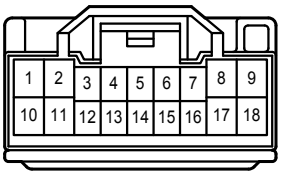

IJ
White

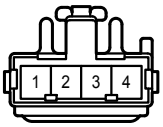

IM
White



AE1
White

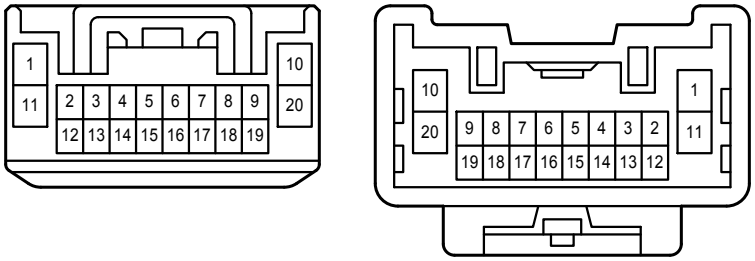

AE2
White

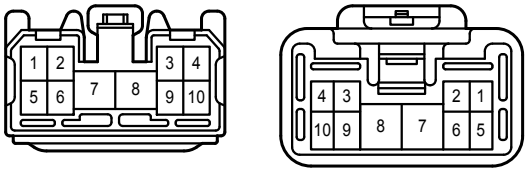

AE3
Black

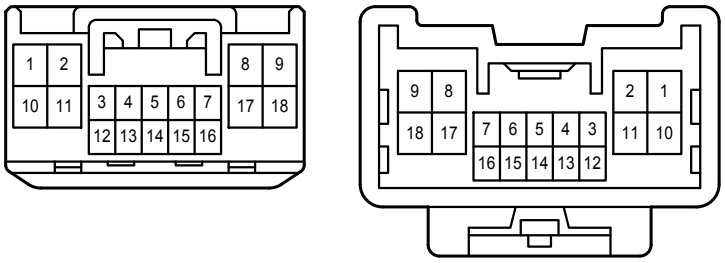

AE4
Gray

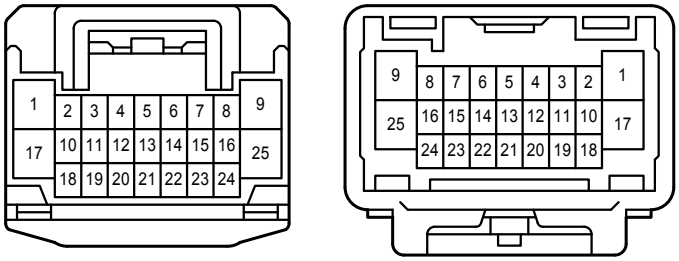

AE6
White

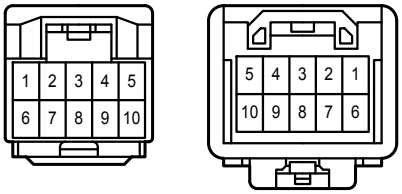

AE8
White

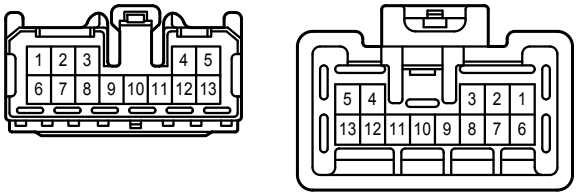

BA1
White

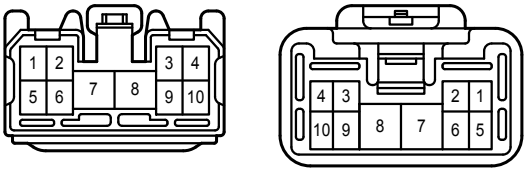

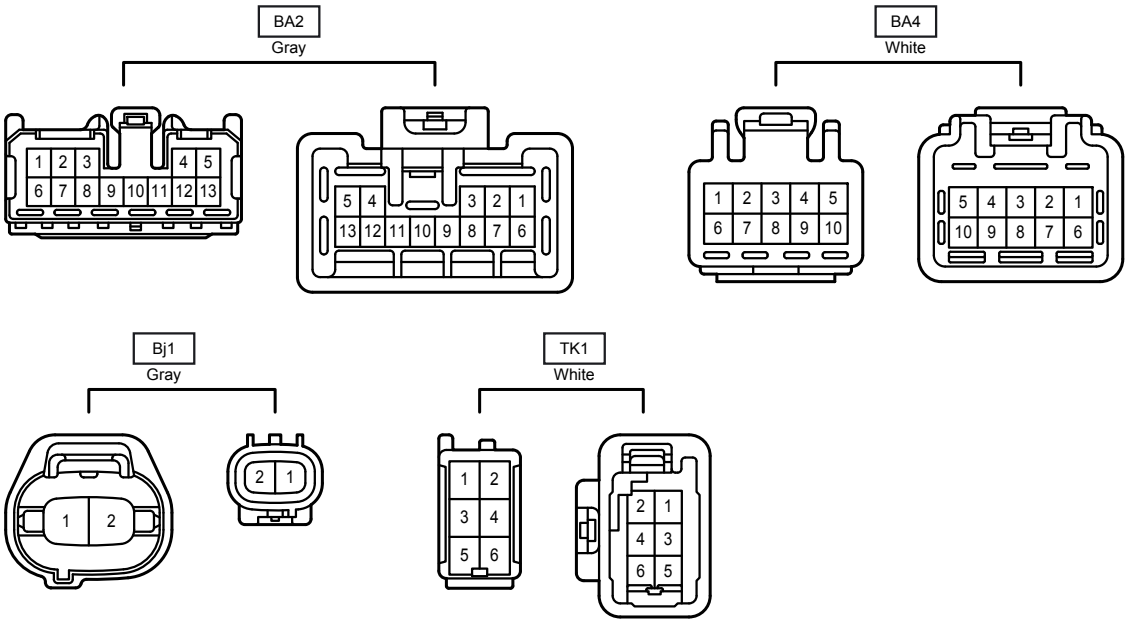
BA2
Gray
1 2 3 4 5
6 7 8 9 10 11 12 13
5 4 3 2 1
13 12 11 10 9 8 7 6
BA4
White
1 2 3 4 5
6 7 8 9 10
5 4 3 2 1
10 9 8 7 6
Bj1
Gray
1 2
2 1
TK1
White
1 2
3 4
5 6
2 1
4 3
6 5