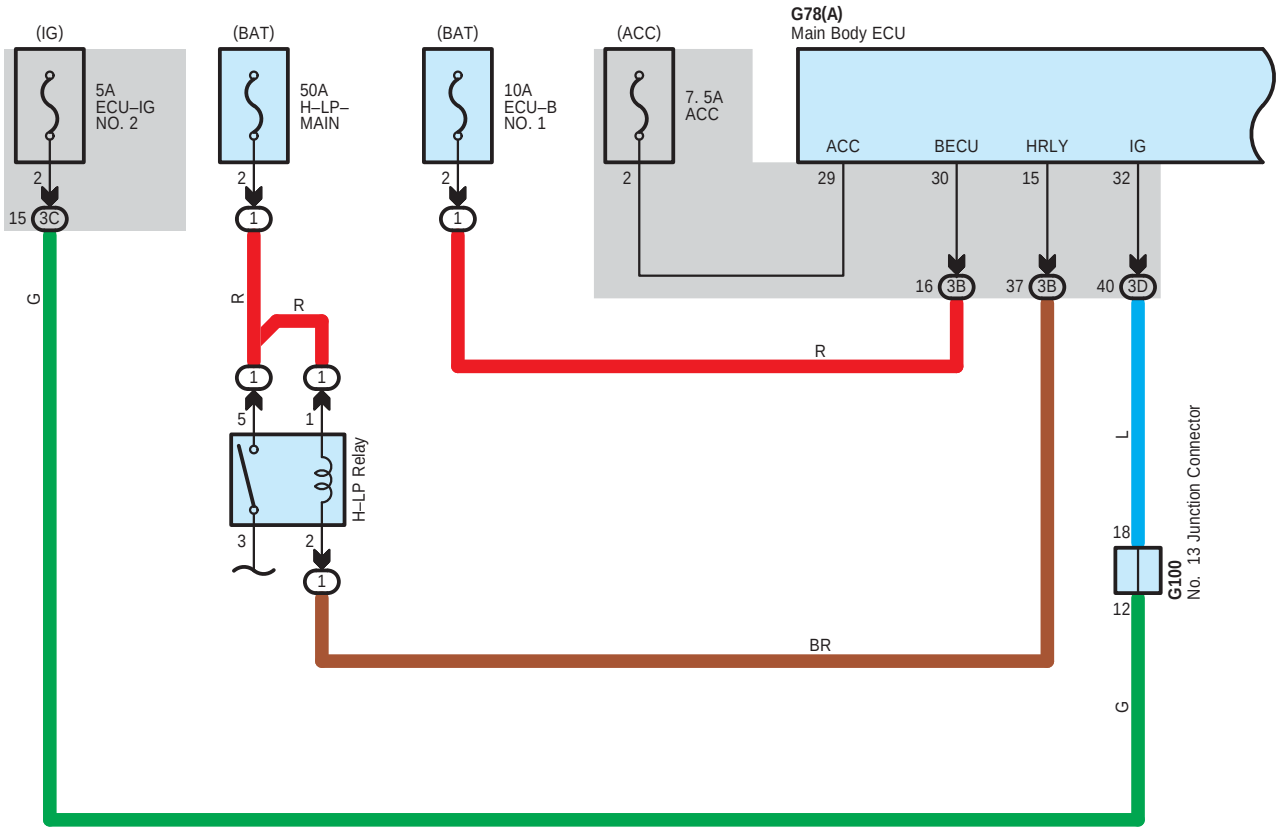
(IG)
5A
ECU–IG
NO. 2
(BAT)
50A
H–LP–
MAIN
(BAT)
10A
ECU–B
NO. 1
(ACC)
7. 5A
ACC
G78(A)
Main Body ECU
ACC
BECU
HRLY
IG
2
15
3C
1
29
30
15
32
16
3B
37
3B
40
3D
G
R
R
R
5
1
H–LP Relay
3
2
L
18
12
G100
No. 13 Junction Connector
BR
G

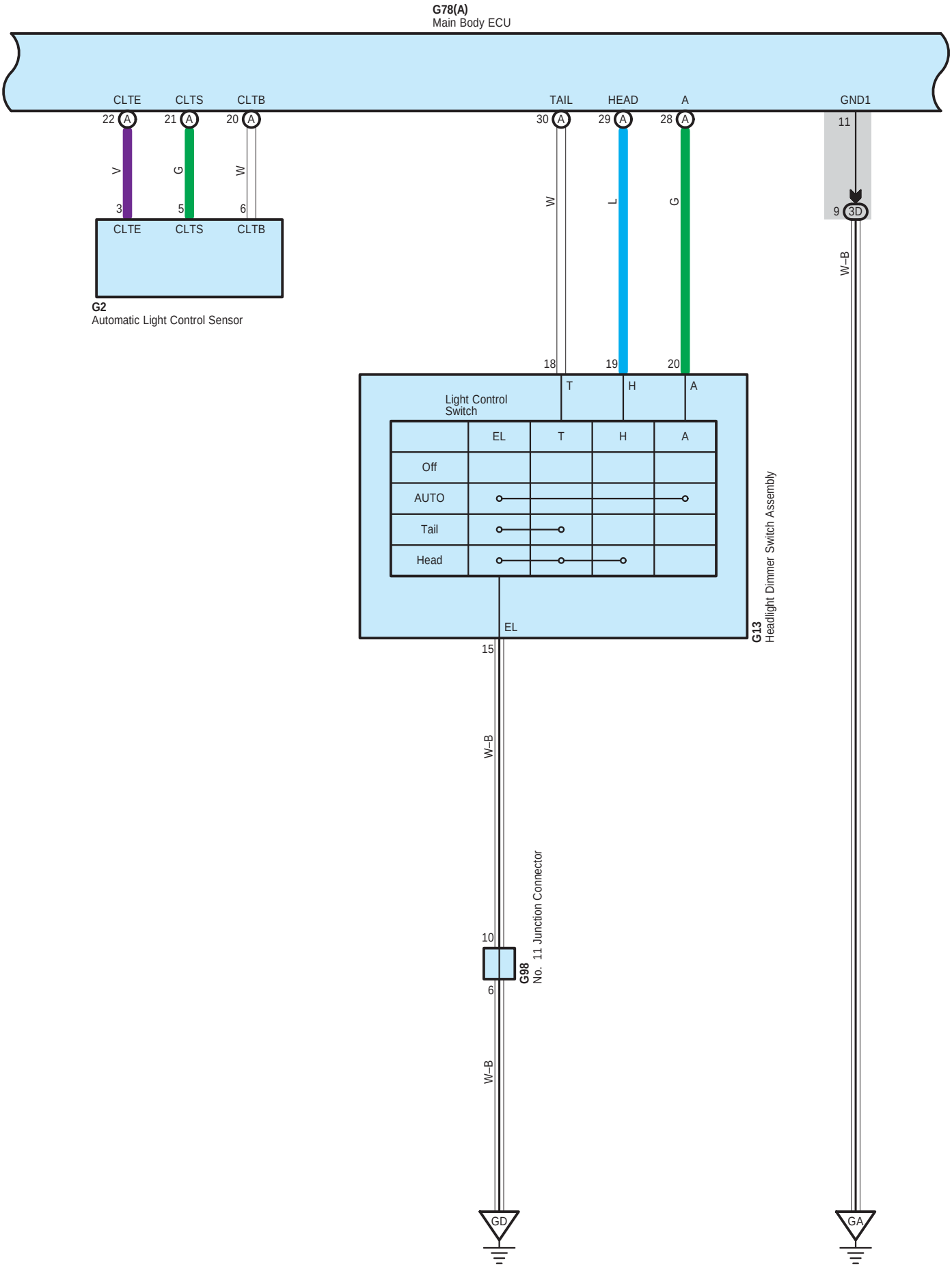
G78(A)
Main Body ECU
CLTE
CLTS
CLTB
TAIL
HEAD
A
GND1
22 A
21 A
20 A
30 A
29 A
28 A
11
V
G
W
W
L
G
W–B
3
5
6
9 3D
CLTE
CLTS
CLTB
G2
Automatic Light Control Sensor
18
19
20
T
H
A
Light Control Switch
EL
T
H
A
Off
AUTO
Tail
Head
EL
G13
Headlight Dimmer Switch Assembly
15
W–B
10
G98
No. 11 Junction Connector
6
W–B
GD
GA

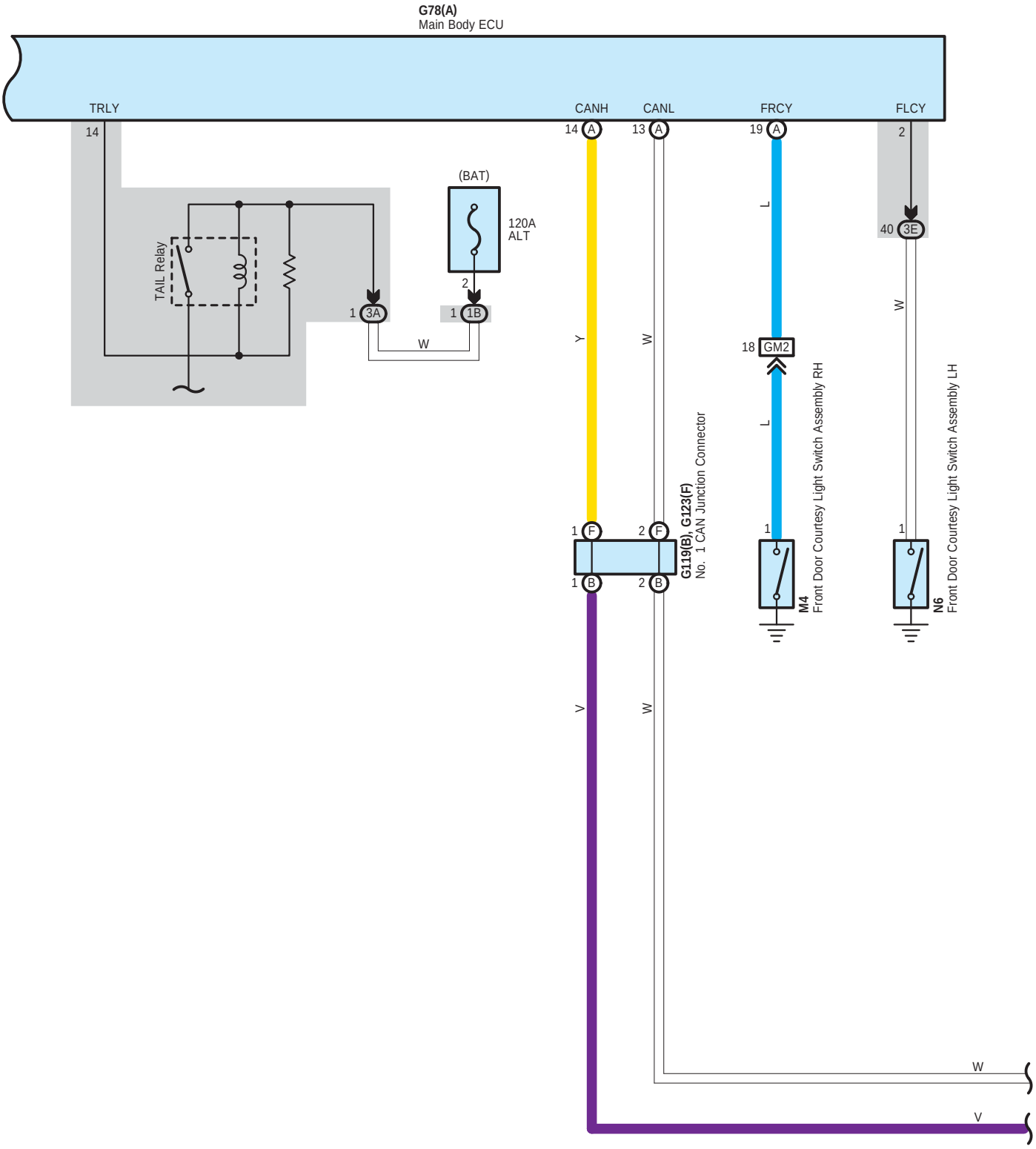
G78(A)
Main Body ECU
TRLY
14
CANH
14 A
CANL
13 A
FRCY
19 A
FLCY
2
(BAT)
120A
ALT
2
TAIL Relay
1 3A
1 1B
W
Y
W
L
40 3E
W
18 GM2
L
1 F
2 F
1 B
2 B
G119(B), G123(F)
No. 1 CAN Junction Connector
1
M4
Front Door Courtesy Light Switch Assembly RH
1
N6
Front Door Courtesy Light Switch Assembly LH
V
W
W
V

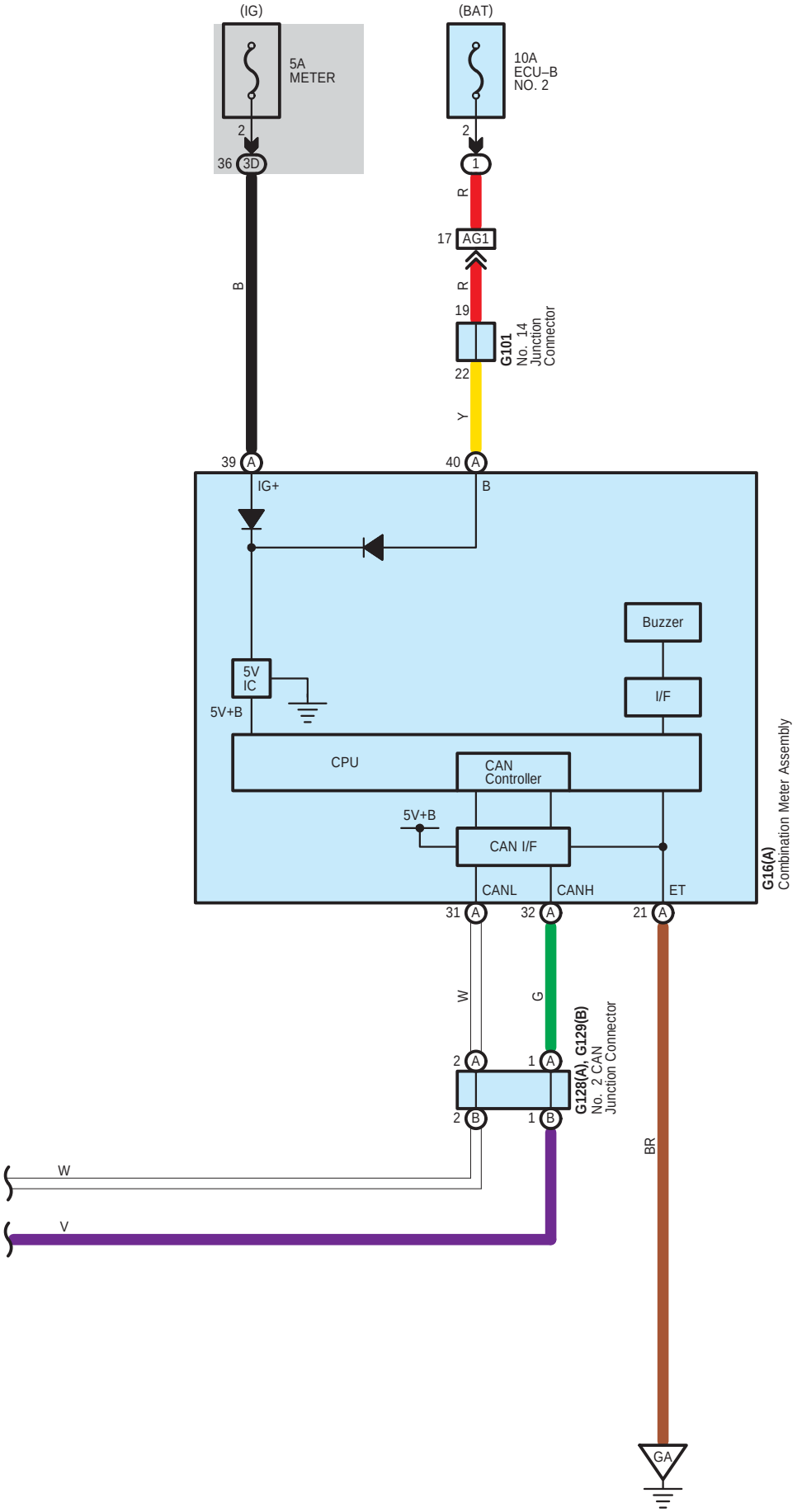
(IG)
5A
METER
2
36 3D
B
(BAT)
10A
ECU–B
NO. 2
2
1
R
17 AG1
R
19
G101
No. 14
Junction
Connector
22
Y
39 A
40 A
IG+
B
Buzzer
5V
IC
I/F
5V+B
CPU
CAN
Controller
5V+B
CAN I/F
CANL
CANH
ET
G16(A)
Combination Meter Assembly
31 A
32 A
21 A
W
G
G128(A), G129(B)
No. 2 CAN
Junction Connector
2 A
1 A
2 B
1 B
BR
W
V
GA

G2
Blue

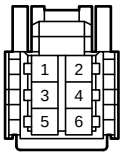

90980-12056

G13
Black

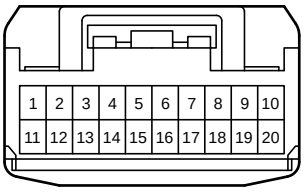

90980-12460

G16
Black

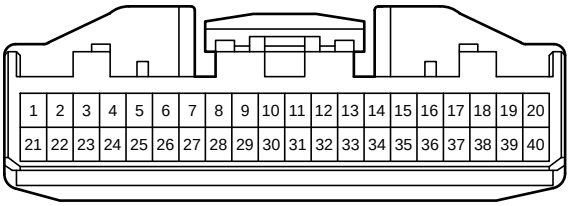

90980-12557

G78
White

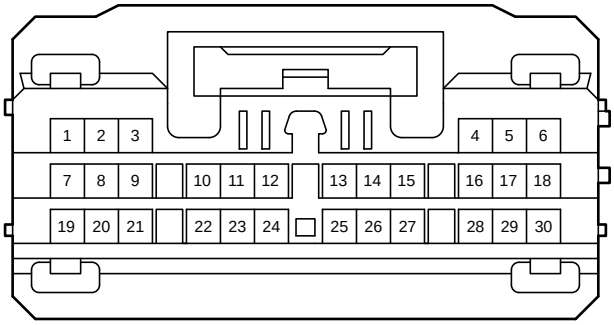

90980-12909

G98
Gray

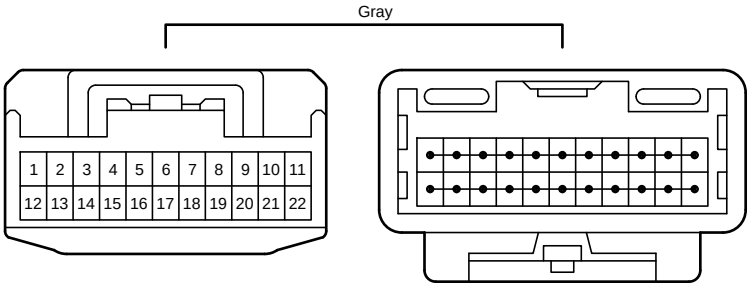

90980-12372

G100
Gray

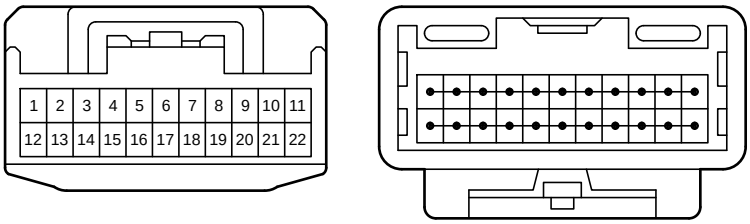

90980-12372

G101
White

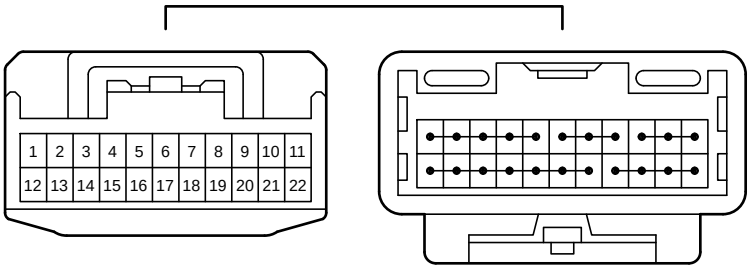

90980-12372

G119
White

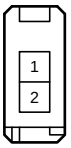

90980-12827

G123
White

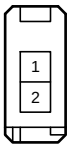

90980-12827

G128
White

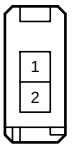

90980-12827

G129
White

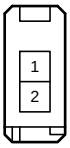

90980-12827

M4
Black

90980-10871

N6
Black

90980-10871

1B
White

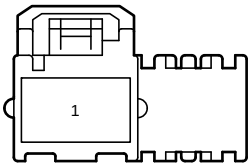

82824-74010

3A
White

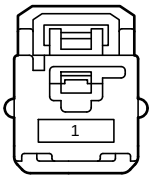

90980-12756

3B
White

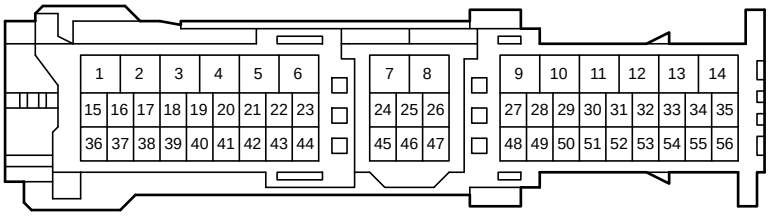

90980-12A15

3C
White

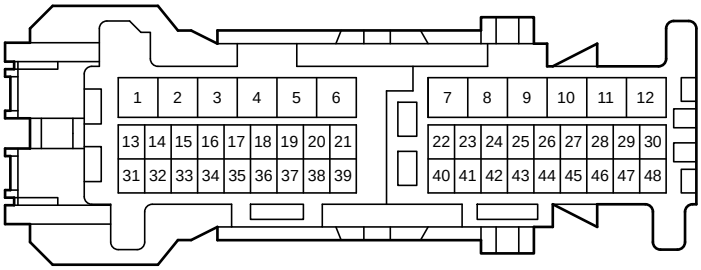

90980-12887

3D
White

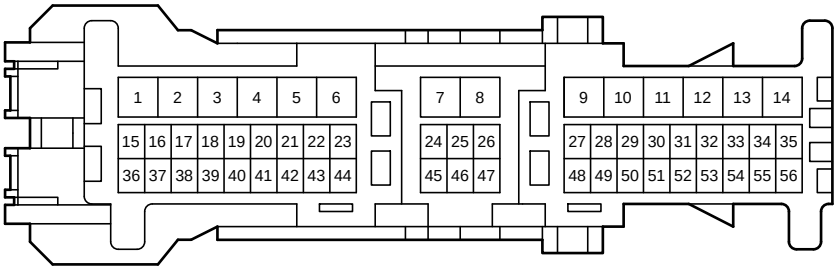

90980-12890

3E
White

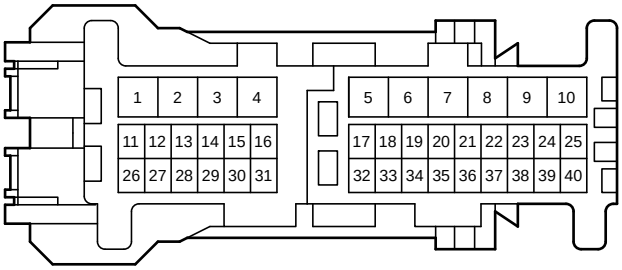

90980-12884

AG1
Blue

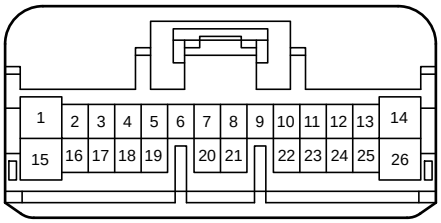

90980-12771

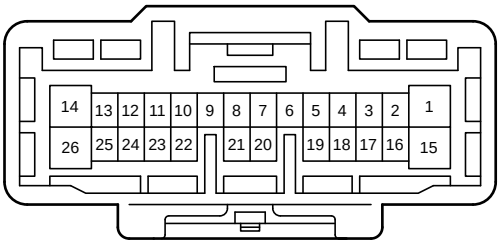

90980-12770

GM2
Blue

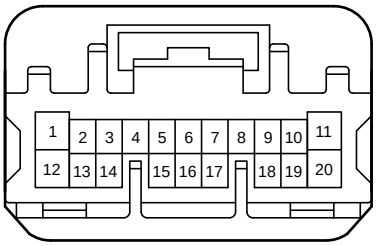

90980-12741

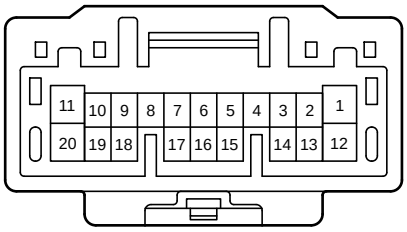

90980-12740