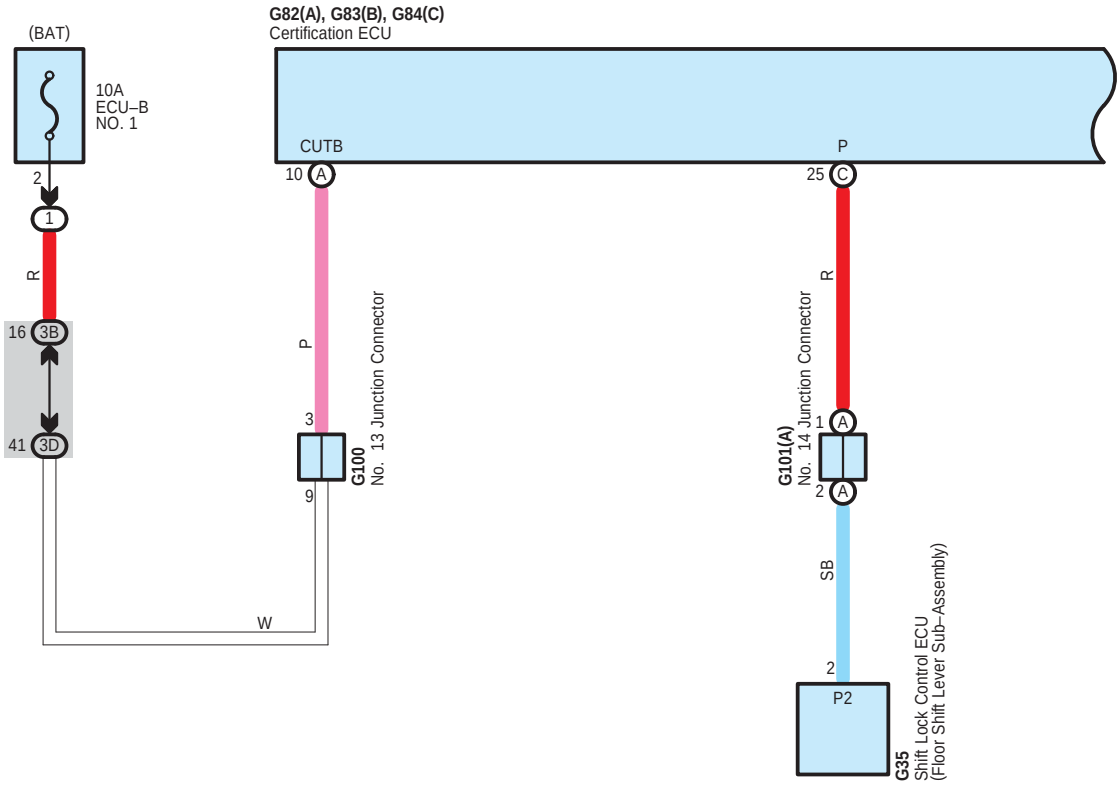
(BAT)
10A
ECU–B
NO. 1
2
1
R
16
3B
41
3D
G82(A), G83(B), G84(C)
Certification ECU
CUTB
10
A
P
3
9
G100
No. 13 Junction Connector
W
P
25
C
R
G101(A)
No. 14 Junction Connector
1
A
2
A
SB
2
P2
G35
Shift Lock Control ECU
(Floor Shift Lever Sub–Assembly)

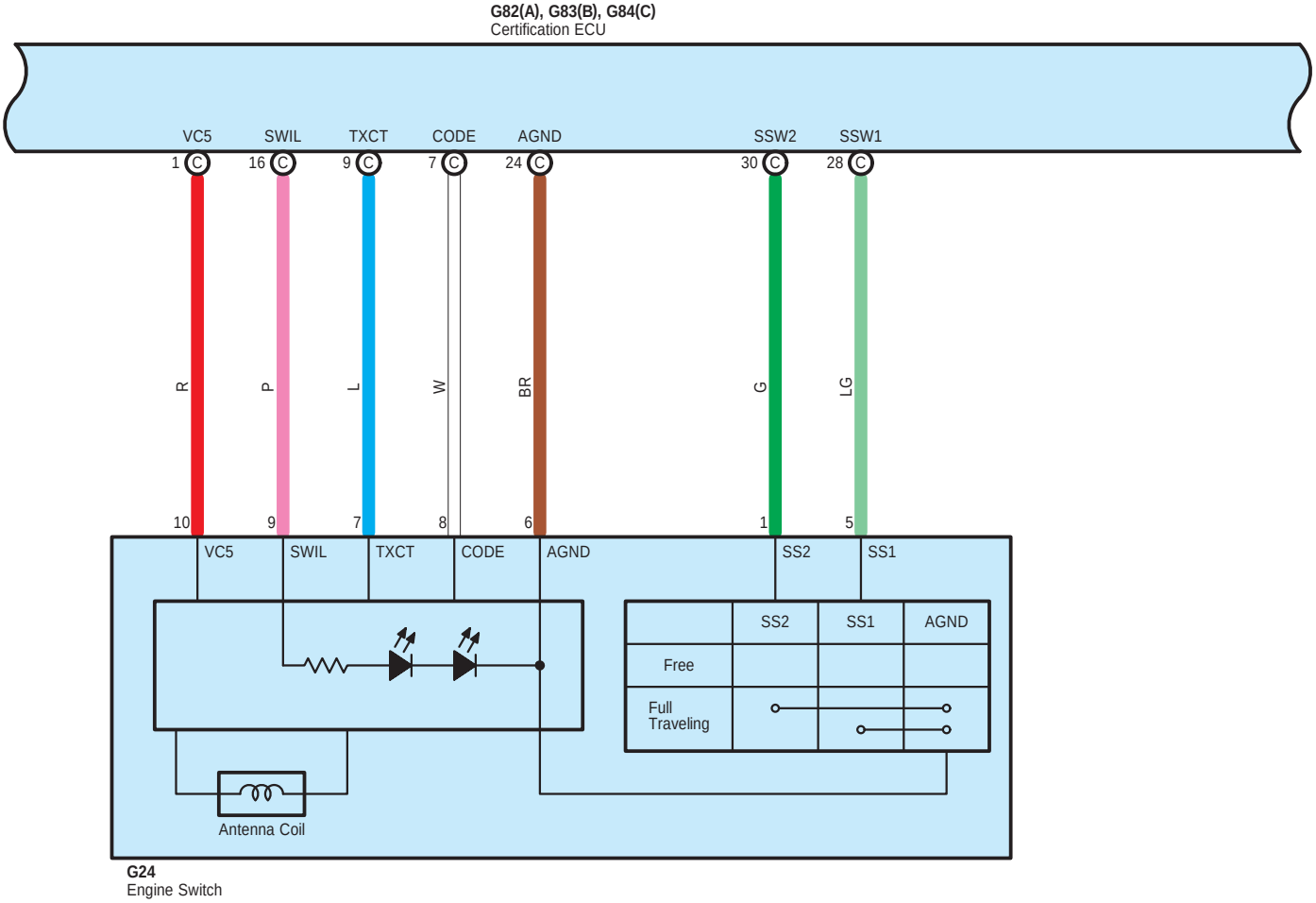
G82(A), G83(B), G84(C)
Certification ECU
VC5
SWIL
TXCT
CODE
AGND
SSW2
SSW1
1
16
9
7
24
30
28
R
P
L
W
BR
G
LG
10
9
7
8
6
1
5
VC5
SWIL
TXCT
CODE
AGND
SS2
SS1
SS2
SS1
AGND
Free
Full Traveling
Antenna Coil
G24
Engine Switch

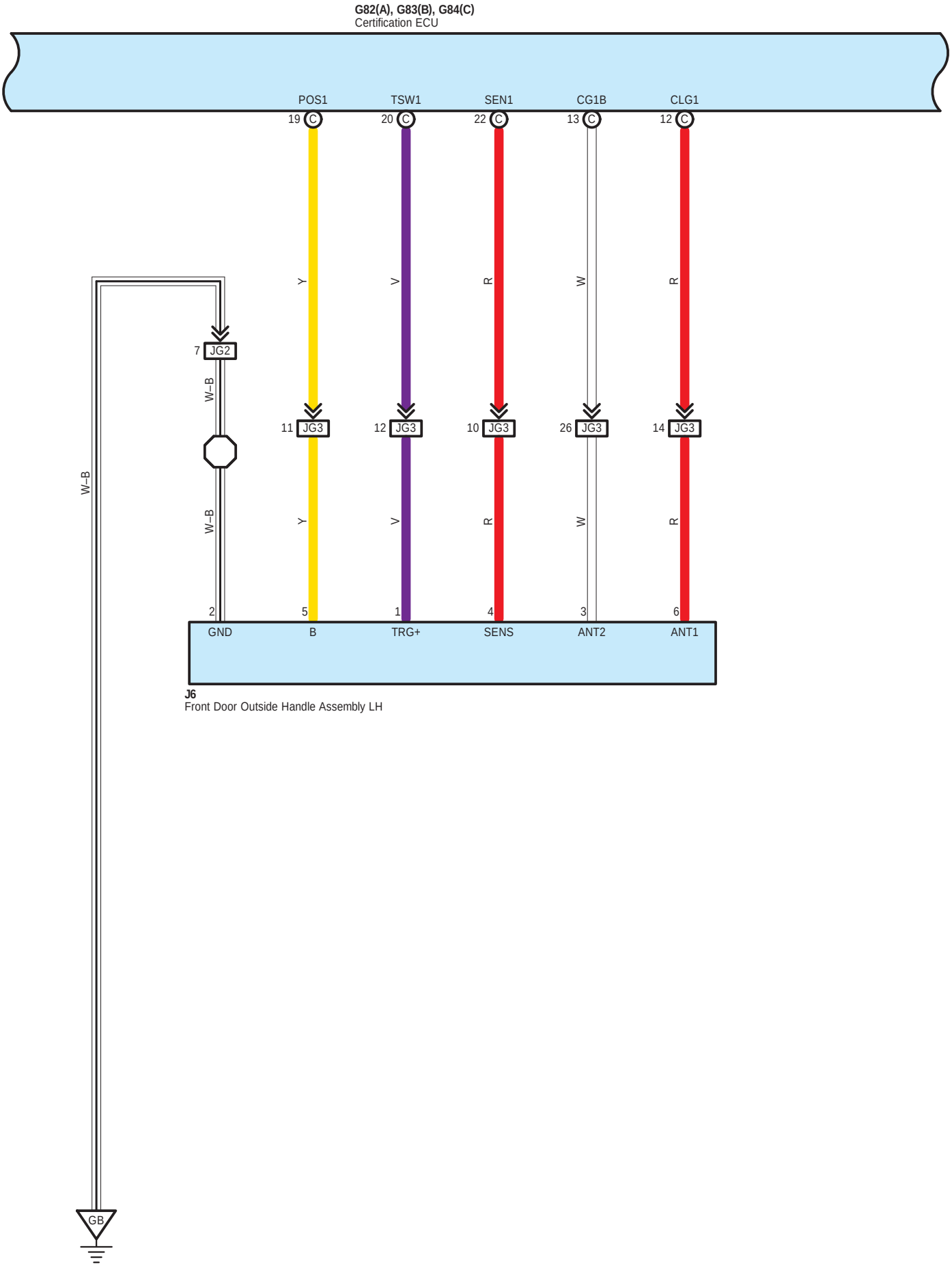
G82(A), G83(B), G84(C)
Certification ECU
POS1
TSW1
SEN1
CG1B
CLG1
19 C
20 C
22 C
13 C
12 C
Y
V
R
W
R
7 JG2
W–B
11 JG3
12 JG3
10 JG3
26 JG3
14 JG3
W–B
W–B
Y
V
R
W
R
2
5
1
4
3
6
GND
B
TRG+
SENS
ANT2
ANT1
J6
Front Door Outside Handle Assembly LH
GB

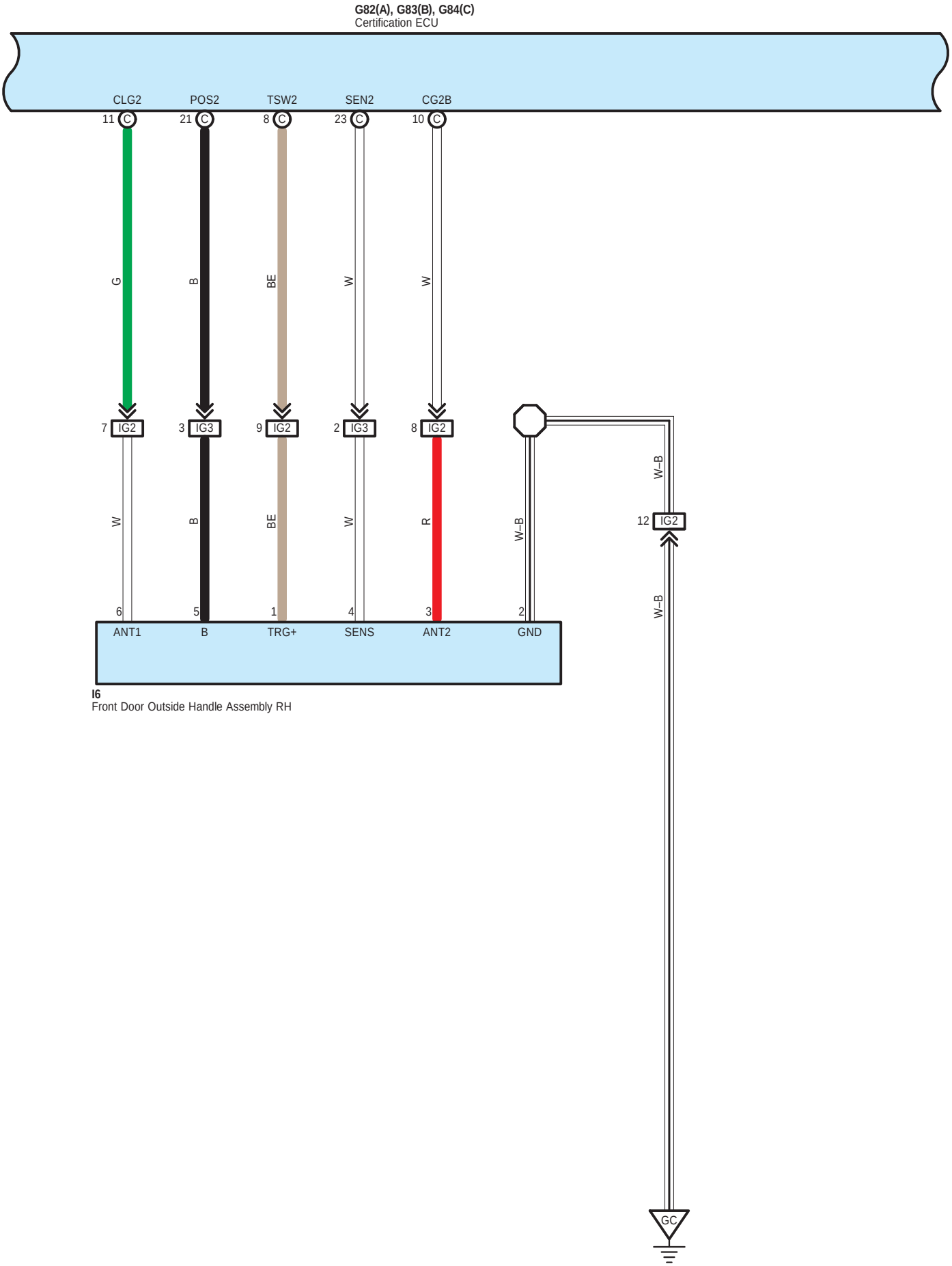
G82(A), G83(B), G84(C)
Certification ECU
CLG2
POS2
TSW2
SEN2
CG2B
11 C
21 C
8 C
23 C
10 C
G
B
BE
W
W
7 IG2
3 IG3
9 IG2
2 IG3
8 IG2
W
B
BE
W
R
W–B
W–B
12 IG2
W–B
6
5
1
4
3
2
ANT1
B
TRG+
SENS
ANT2
GND
I6
Front Door Outside Handle Assembly RH
GC

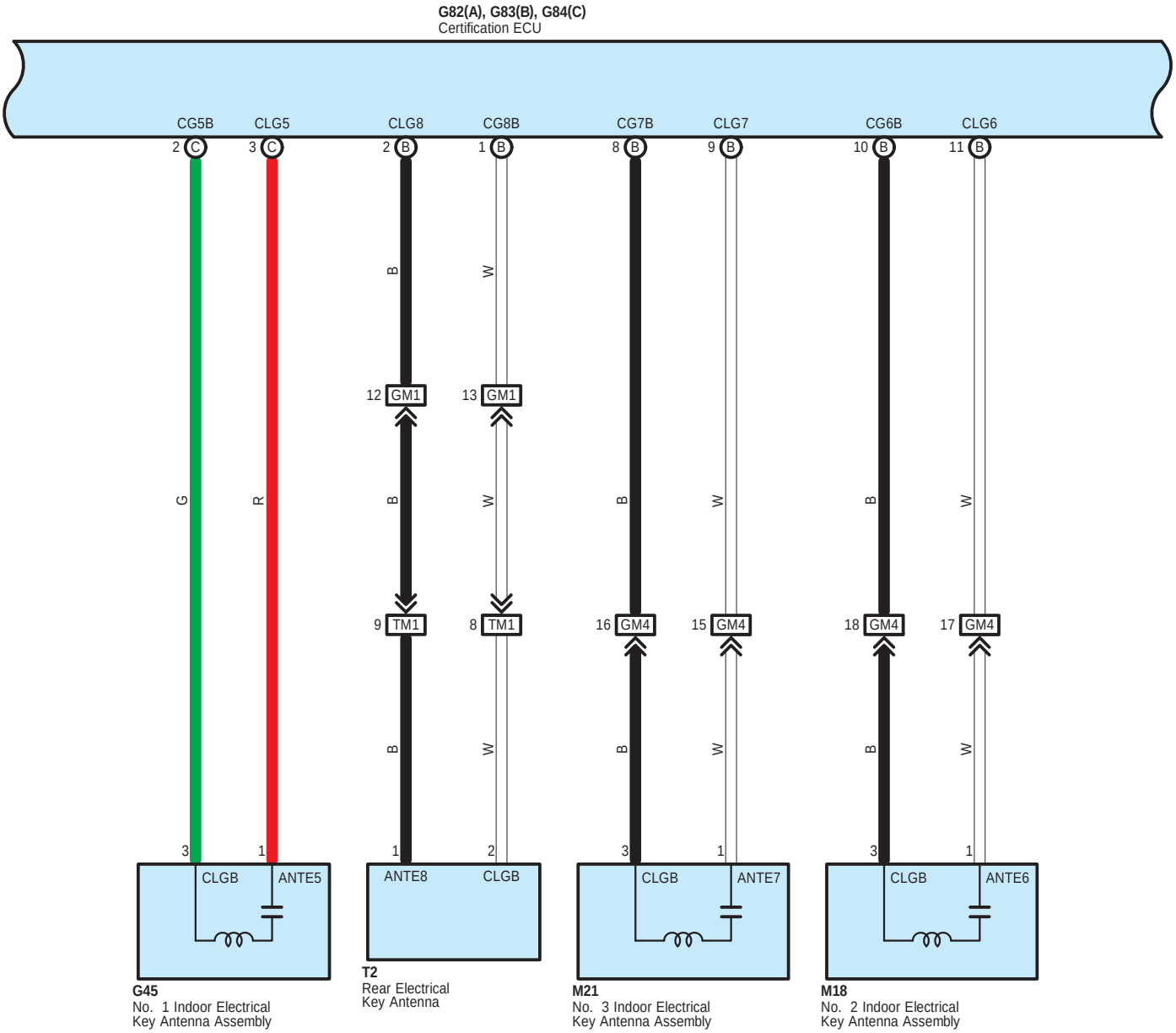
G82(A), G83(B), G84(C)
Certification ECU
CG5B
CLG5
CLG8
CG8B
CG7B
CLG7
CG6B
CLG6
2 C
3 C
2 B
1 B
8 B
9 B
10 B
11 B
G
R
B
W
12 GM1
13 GM1
9 TM1
8 TM1
16 GM4
15 GM4
18 GM4
17 GM4
3
1
CLGB
ANTE5
ANTE8
CLGB
ANTE7
ANTE6
G45
No. 1 Indoor Electrical
Key Antenna Assembly
T2
Rear Electrical
Key Antenna
M21
No. 3 Indoor Electrical
Key Antenna Assembly
M18
No. 2 Indoor Electrical
Key Antenna Assembly

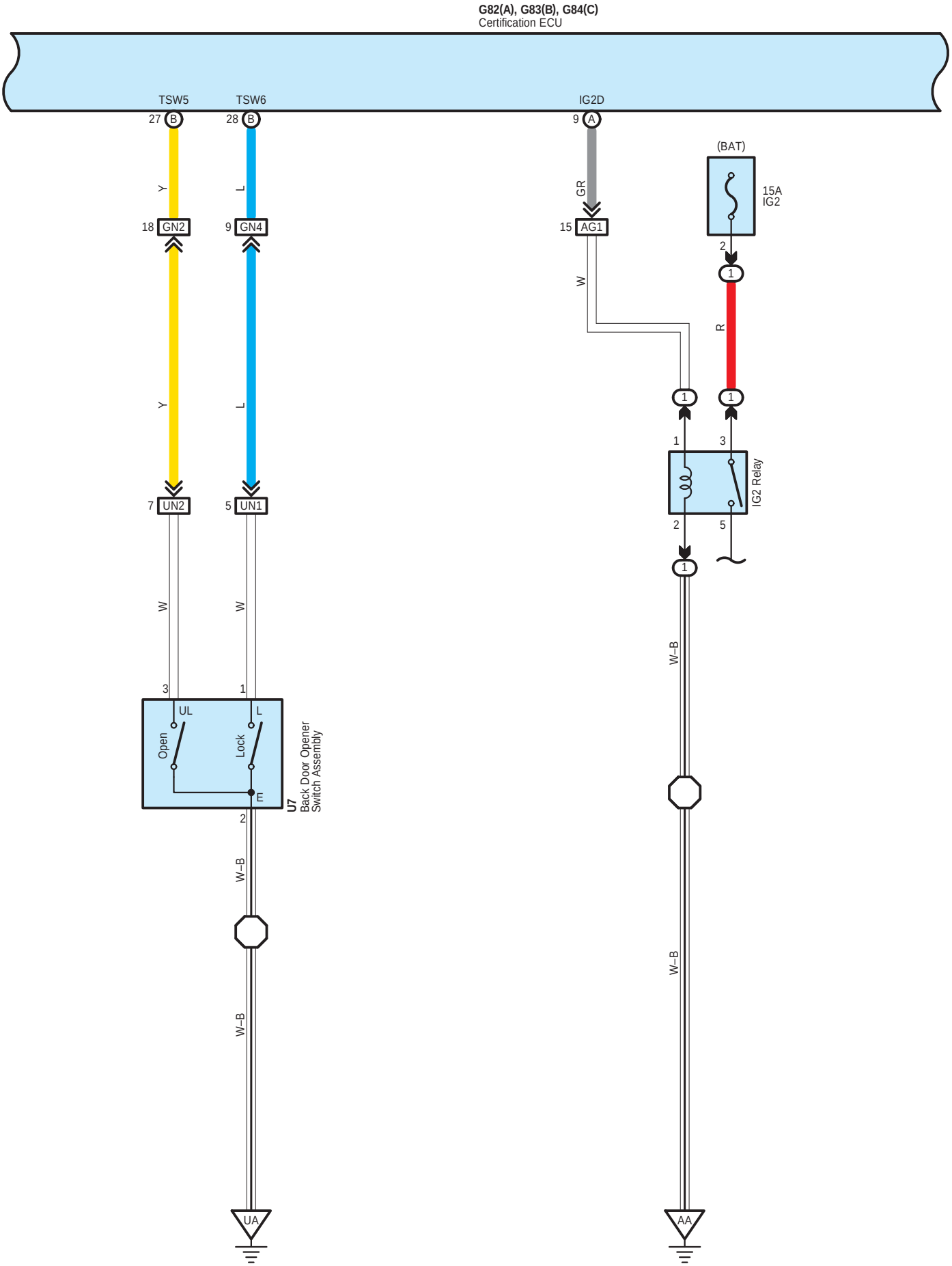
G82(A), G83(B), G84(C)
Certification ECU
TSW5
TSW6
IG2D
27 B
28 B
9 A
Y
L
GR
18 GN2
9 GN4
15 AG1
(BAT)
15A
IG2
2
1
W
R
1
1
1
3
IG2 Relay
2
5
7 UN2
5 UN1
W
W
3
1
UL
L
Open
Lock
E
U7
Back Door Opener
Switch Assembly
2
W–B
W–B
W–B
UA
AA

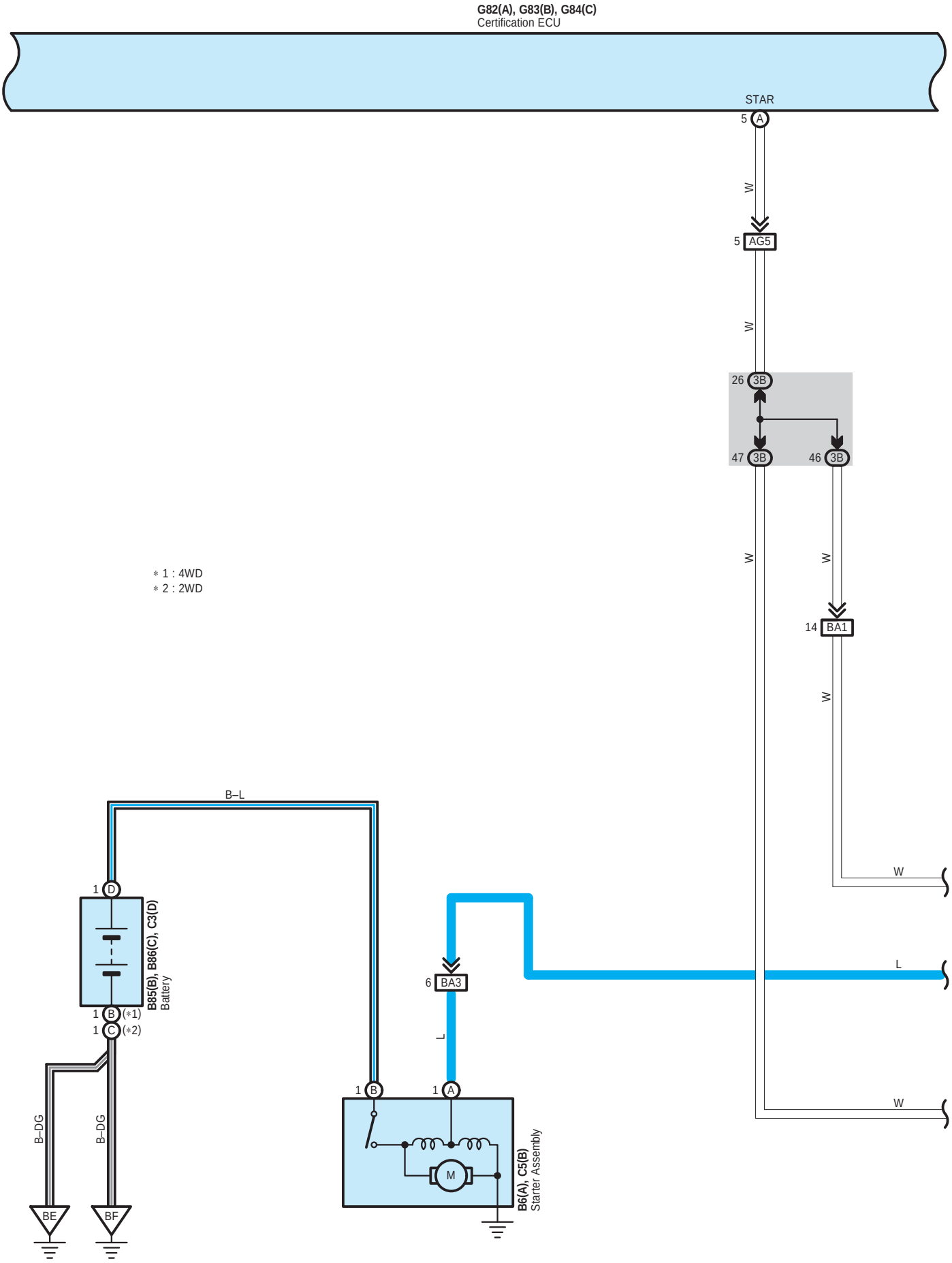
G82(A), G83(B), G84(C)
Certification ECU
STAR
5 A
W
5 AG5
W
26 3B
47 3B
46 3B
W
W
14 BA1
W
W
L
W
∗1 : 4WD
∗2 : 2WD
B–L
1 D
B85(B), B86(C), C3(D)
Battery
1 B (∗1)
1 C (∗2)
6 BA3
L
1 B
1 A
M
B6(A), C5(B)
Starter Assembly
B–DG
B–DG
BE
BF

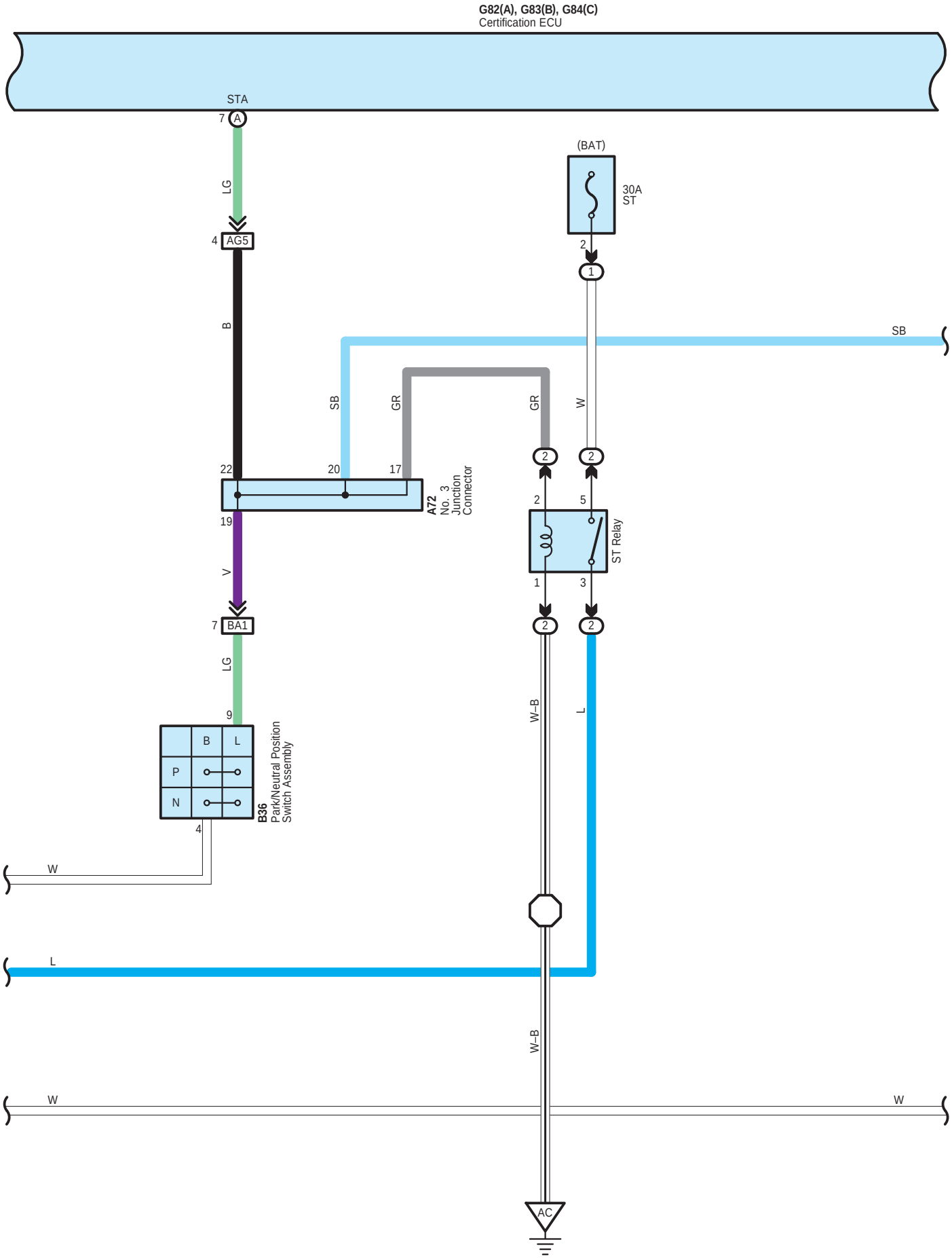
G82(A), G83(B), G84(C)
Certification ECU
STA
7
A
LG
4
AG5
B
(BAT)
30A
ST
2
1
SB
SB
GR
GR
W
22
20
17
2
2
A72
No. 3
Junction
Connector
19
2
5
ST Relay
V
1
3
7
BA1
2
2
LG
9
W–B
L
B
L
P
N
B36
Park/Neutral Position
Switch Assembly
4
W
L
W–B
W
W
AC

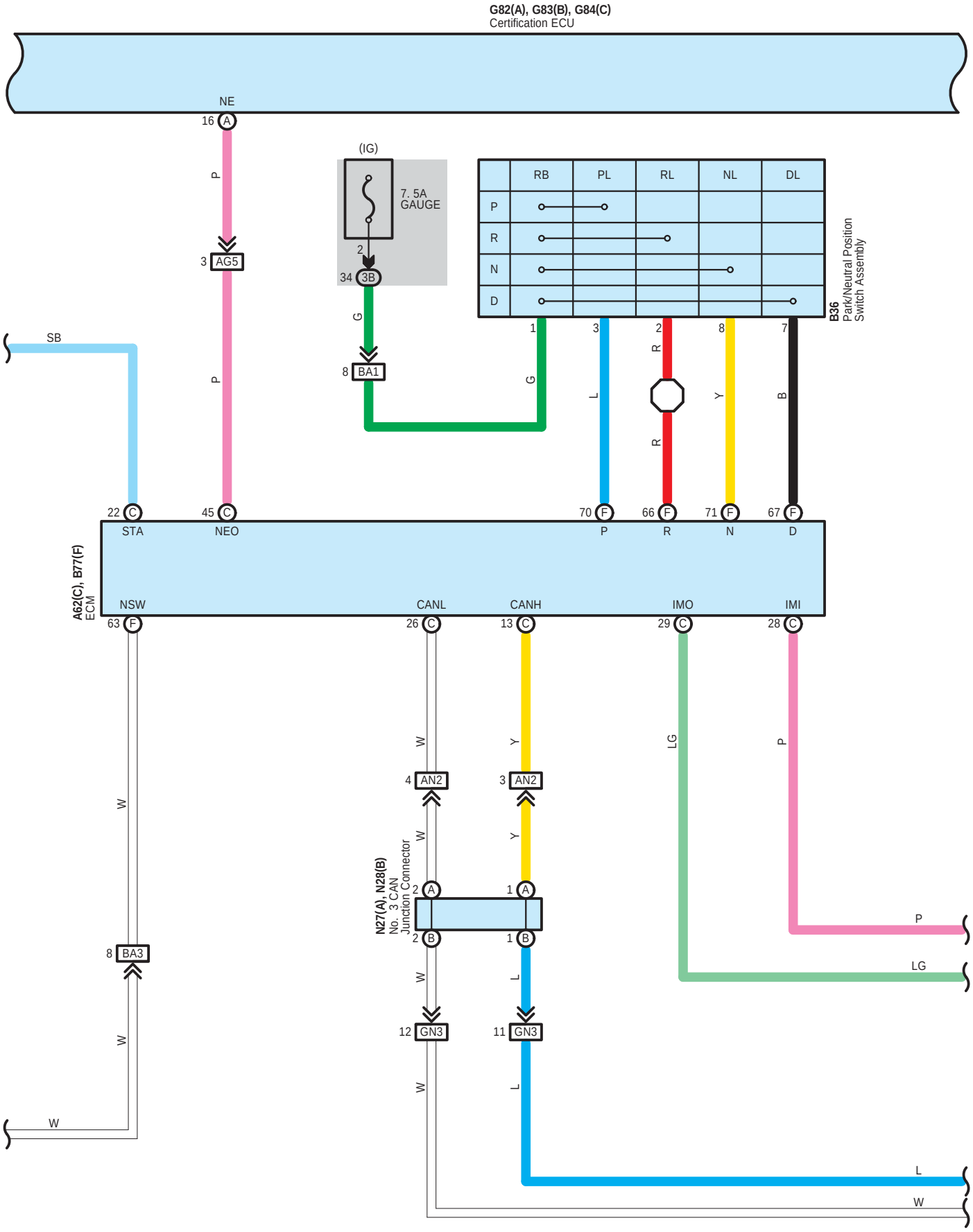
G82(A), G83(B), G84(C)
Certification ECU
NE
16 A
P
3 AG5
P
(IG)
7. 5A
GAUGE
2
34 3B
G
8 BA1
G
RB
PL
RL
NL
DL
P
R
N
D
B36
Park/Neutral Position
Switch Assembly
1
3
2
8
7
R
L
Y
B
R
SB
22 C
STA
45 C
NEO
70 F
P
66 F
R
71 F
N
67 F
D
A62(C), B77(F)
ECM
NSW
CANL
CANH
IMO
IMI
63 F
26 C
13 C
29 C
28 C
W
Y
LG
P
4 AN2
3 AN2
W
Y
N27(A), N28(B)
No. 3 CAN
Junction Connector
2 A
1 A
2 B
1 B
P
LG
8 BA3
W
L
12 GN3
11 GN3
W
L
W
W
L
W

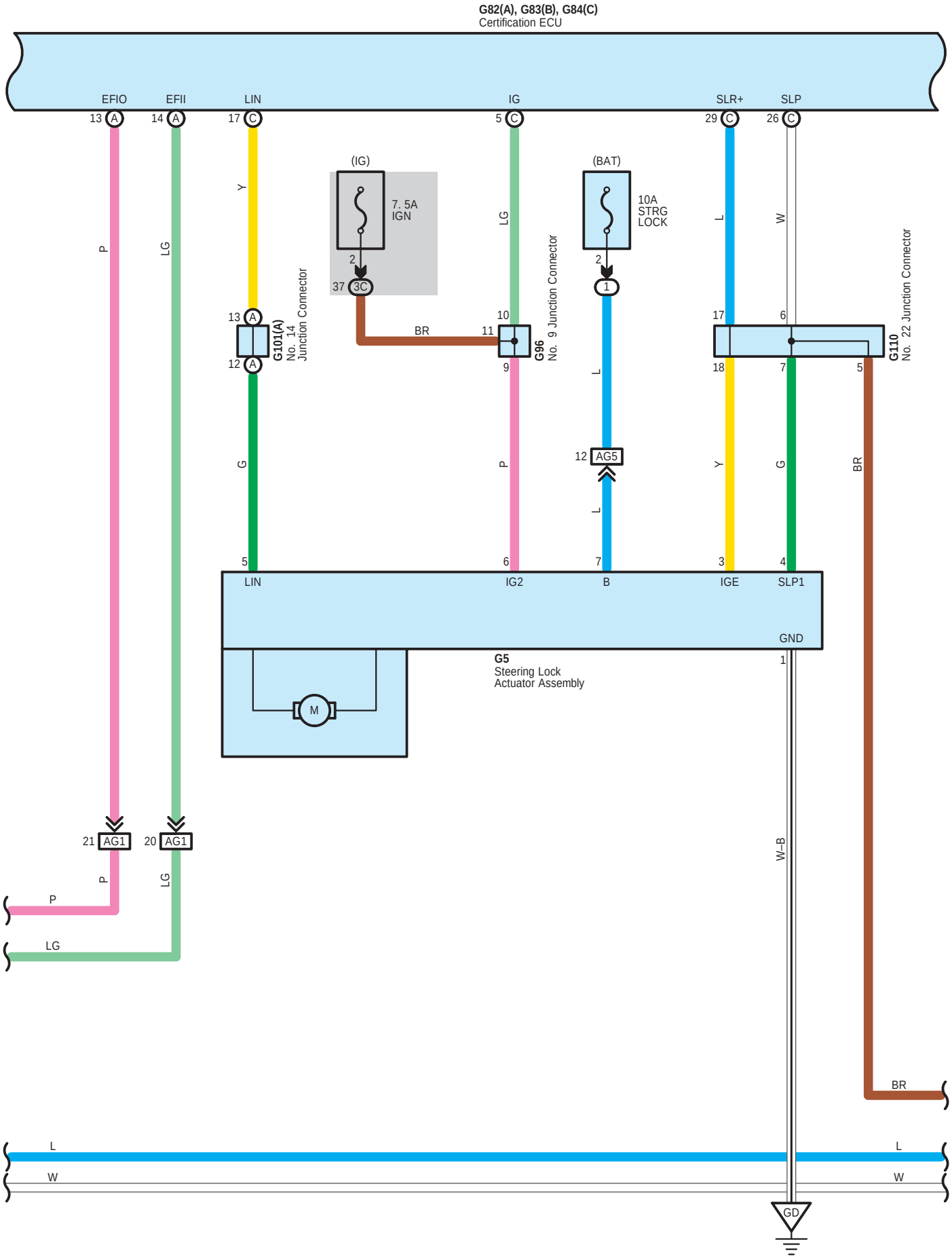
G82(A), G83(B), G84(C)
Certification ECU
EFIO
EFII
LIN
IG
SLR+
SLP
13 A
14 A
17 C
5 C
29 C
26 C
(IG)
7. 5A
IGN
2
37 3C
(BAT)
10A
STRG
LOCK
2
1
BR
13 A
12 A
G101(A)
No. 14
Junction Connector
10
11
9
G96
No. 9 Junction Connector
17
6
18
7
5
G110
No. 22 Junction Connector
12 AG5
5
6
7
3
4
LIN
IG2
B
IGE
SLP1
GND
G5
Steering Lock
Actuator Assembly
M
1
21 AG1
20 AG1
P
LG
Y
G
L
W
BR
W–B
GD

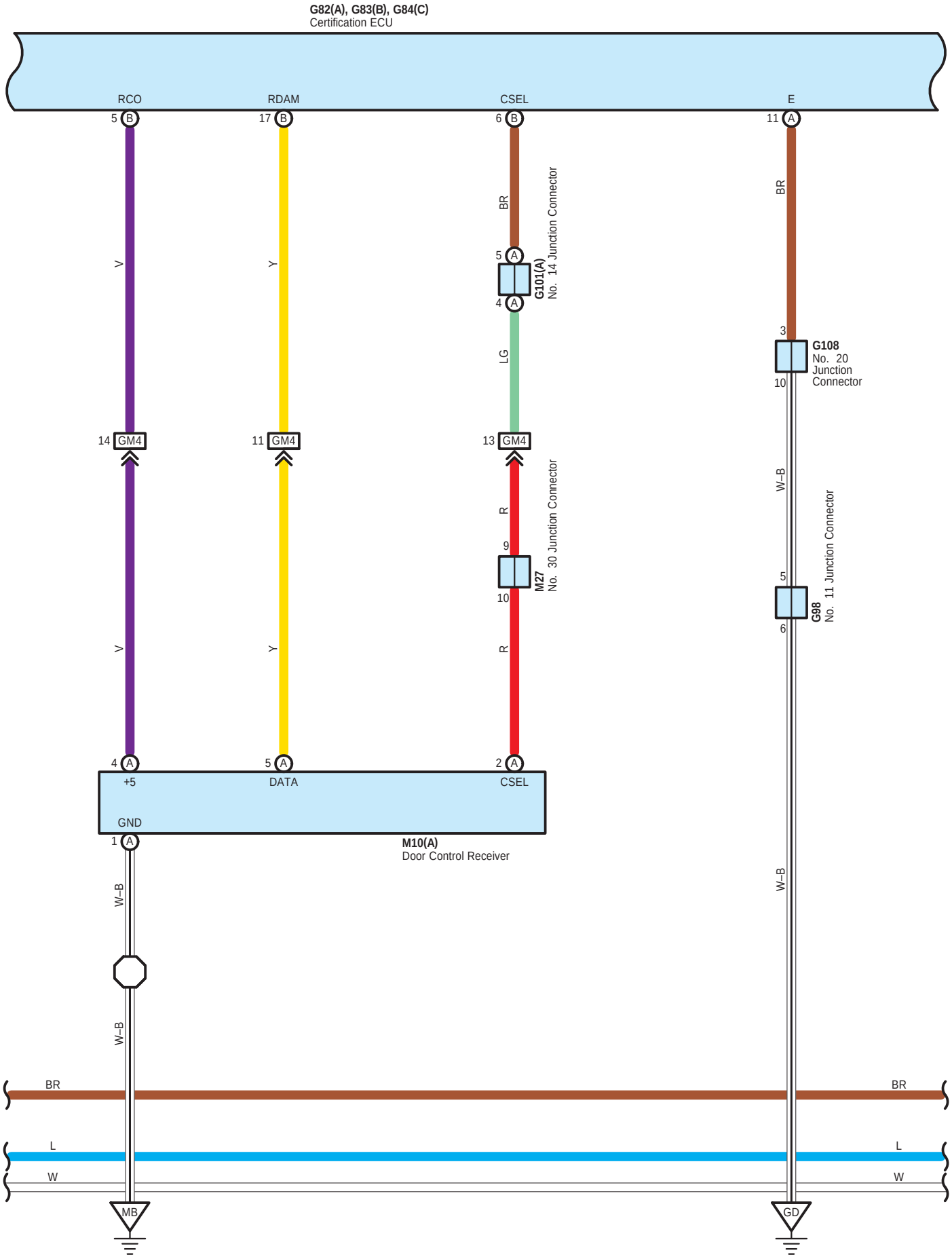
G82(A), G83(B), G84(C)
Certification ECU
RCO
RDAM
CSEL
E
5 B
17 B
6 B
11 A
V
Y
BR
BR
5 A
4 A
G101(A)
No. 14 Junction Connector
LG
3
G108
No. 20
Junction
Connector
10
14 GM4
11 GM4
13 GM4
R
9
10
M27
No. 30 Junction Connector
W–B
5
6
G98
No. 11 Junction Connector
V
Y
R
4 A
5 A
2 A
+5
DATA
CSEL
GND
1 A
M10(A)
Door Control Receiver
W–B
W–B
W–B
BR
BR
L
L
W
W
MB
GD

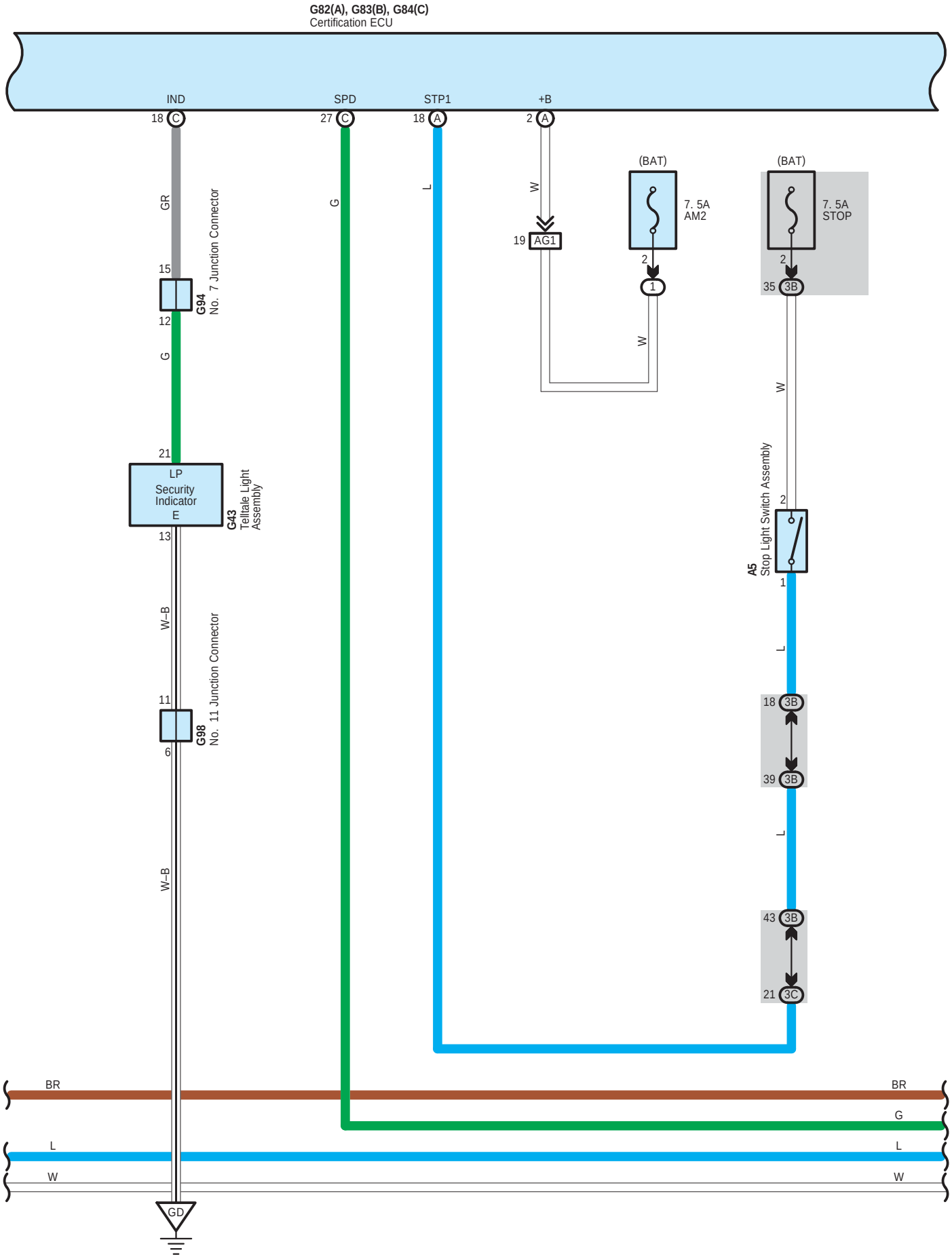
G82(A), G83(B), G84(C)
Certification ECU
IND
SPD
STP1
+B
18 C
27 C
18 A
2 A
GR
G
L
W
19 AG1
(BAT)
7. 5A
AM2
2
1
W
(BAT)
7. 5A
STOP
2
35 3B
15
G94
No. 7 Junction Connector
12
G
21
LP
Security
Indicator
E
G43
Telltale Light
Assembly
13
W–B
11
G98
No. 11 Junction Connector
6
W–B
W
2
A5
Stop Light Switch Assembly
1
L
18 3B
39 3B
L
43 3B
21 3C
BR
BR
G
L
L
W
W
GD

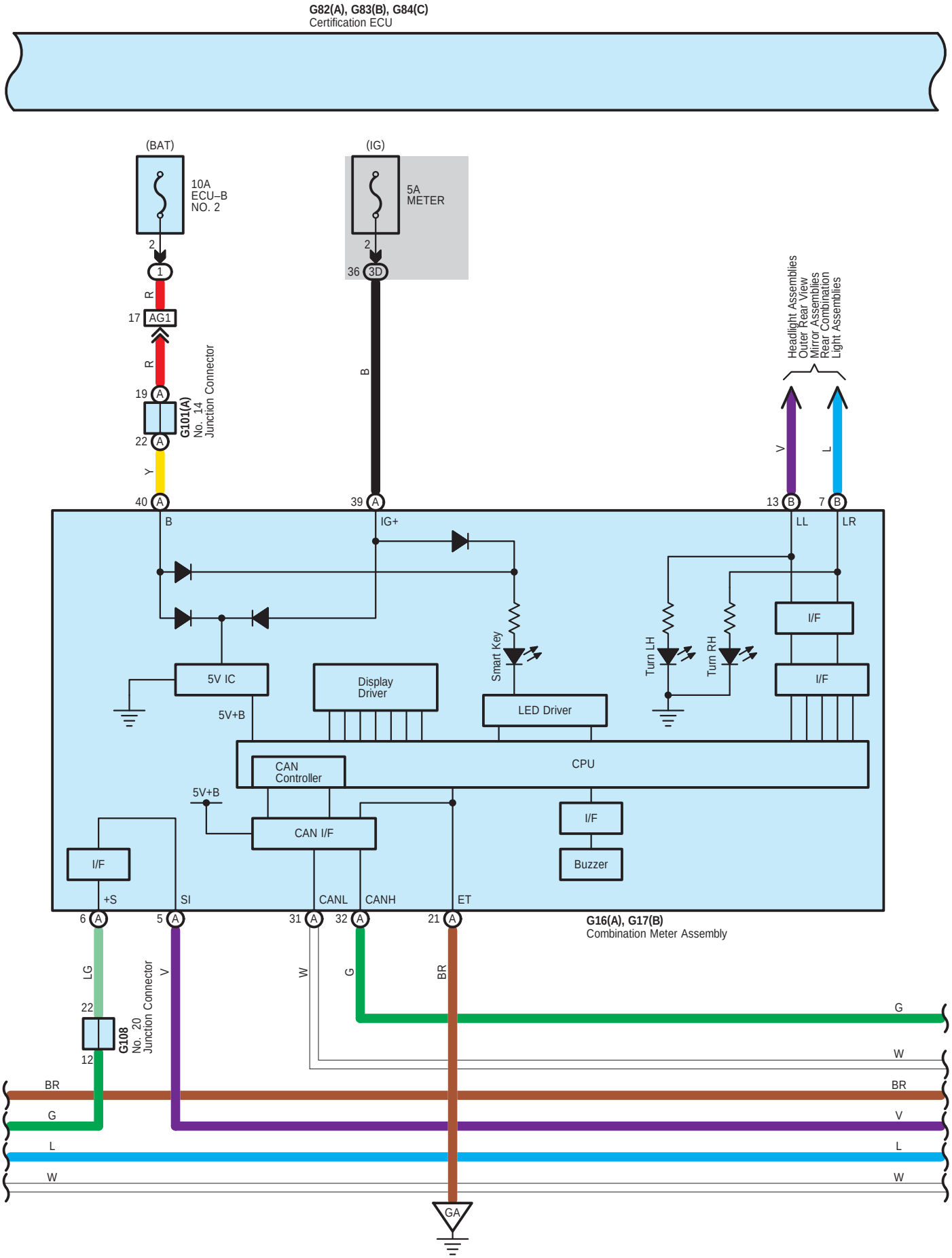
G82(A), G83(B), G84(C)
Certification ECU
(BAT)
10A
ECU–B
NO. 2
(IG)
5A
METER
AG1
G101(A)
No. 14
Junction Connector
Headlight Assemblies
Outer Rear View
Mirror Assemblies
Rear Combination
Light Assemblies
IG+
LL
LR
5V IC
5V+B
Display
Driver
Smart Key
LED Driver
Turn LH
Turn RH
I/F
CPU
CAN
Controller
CAN I/F
Buzzer
+S
SI
CANL
CANH
ET
G16(A), G17(B)
Combination Meter Assembly
G108
No. 20
Junction Connector
GA

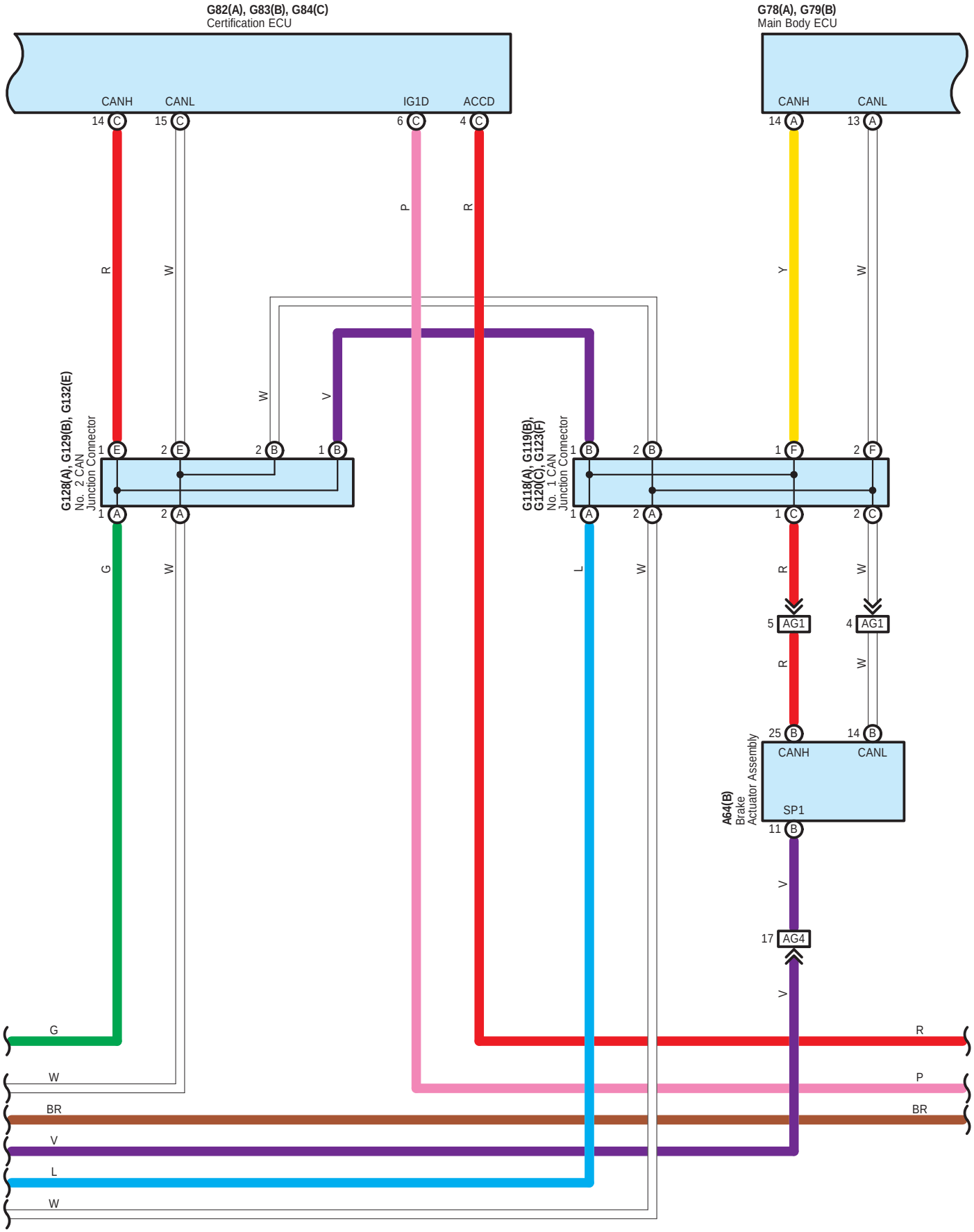
G82(A), G83(B), G84(C)
Certification ECU
CANH
CANL
IG1D
ACCD
G78(A), G79(B)
Main Body ECU
CANH
CANL
G128(A), G129(B), G132(E)
No. 2 CAN Junction Connector
G118(A), G119(B), G120(C), G123(F)
No. 1 CAN Junction Connector
AG1
AG1
A64(B)
Brake Actuator Assembly
CANH
CANL
SP1
AG4
G
W
BR
V
L
W
R
P
BR

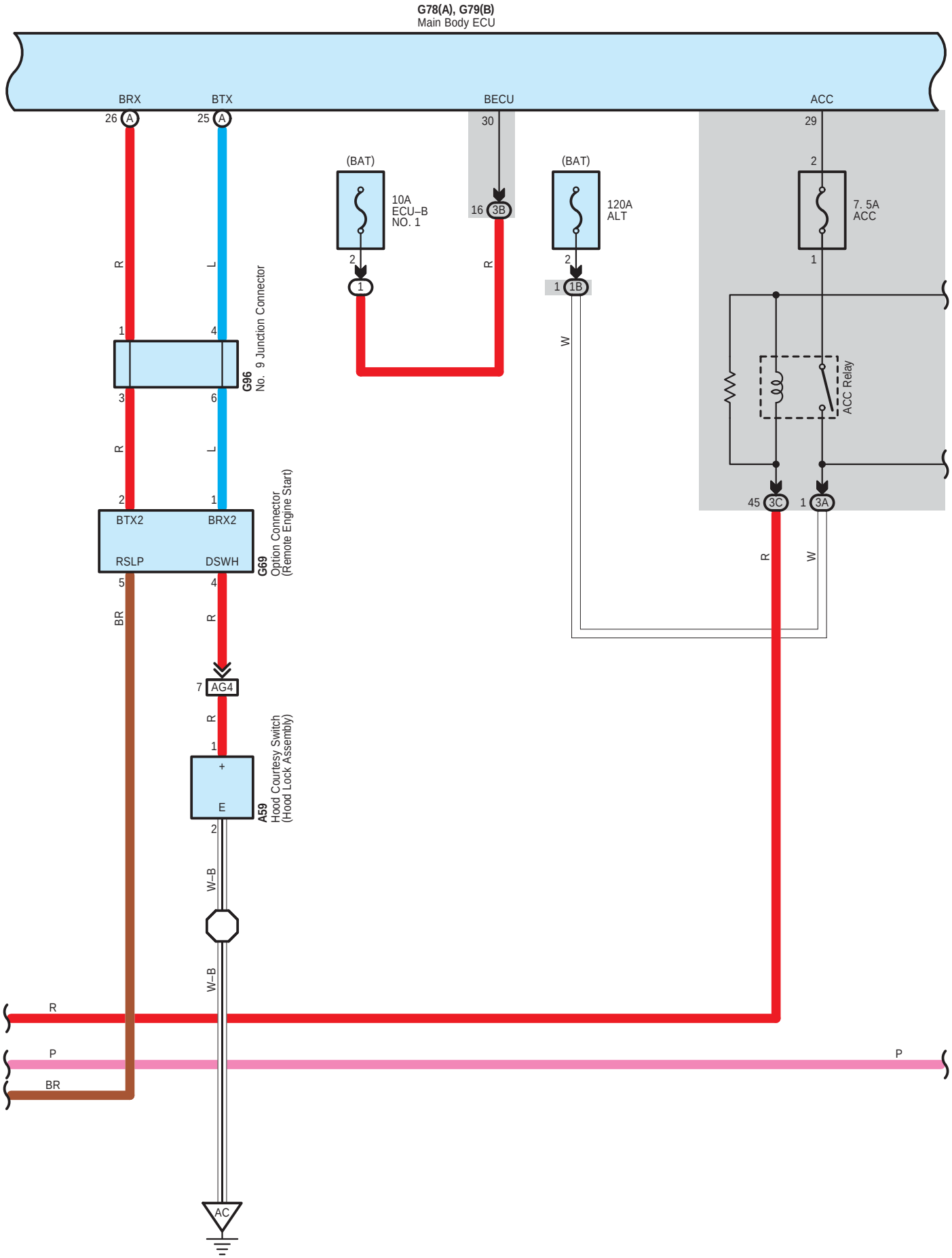
G78(A), G79(B)
Main Body ECU
BRX
BTX
BECU
ACC
26 A
25 A
30
29
(BAT)
10A
ECU–B
NO. 1
16 3B
(BAT)
120A
ALT
7. 5A
ACC
R
L
R
W
1
4
3
6
G96
No. 9 Junction Connector
R
L
2
1
BTX2
BRX2
RSLP
DSWH
G69
Option Connector
(Remote Engine Start)
5
4
BR
R
7 AG4
R
1
+
E
A59
Hood Courtesy Switch
(Hood Lock Assembly)
2
W–B
W–B
ACC Relay
45 3C
1 3A
R
W
R
P
P
BR
AC

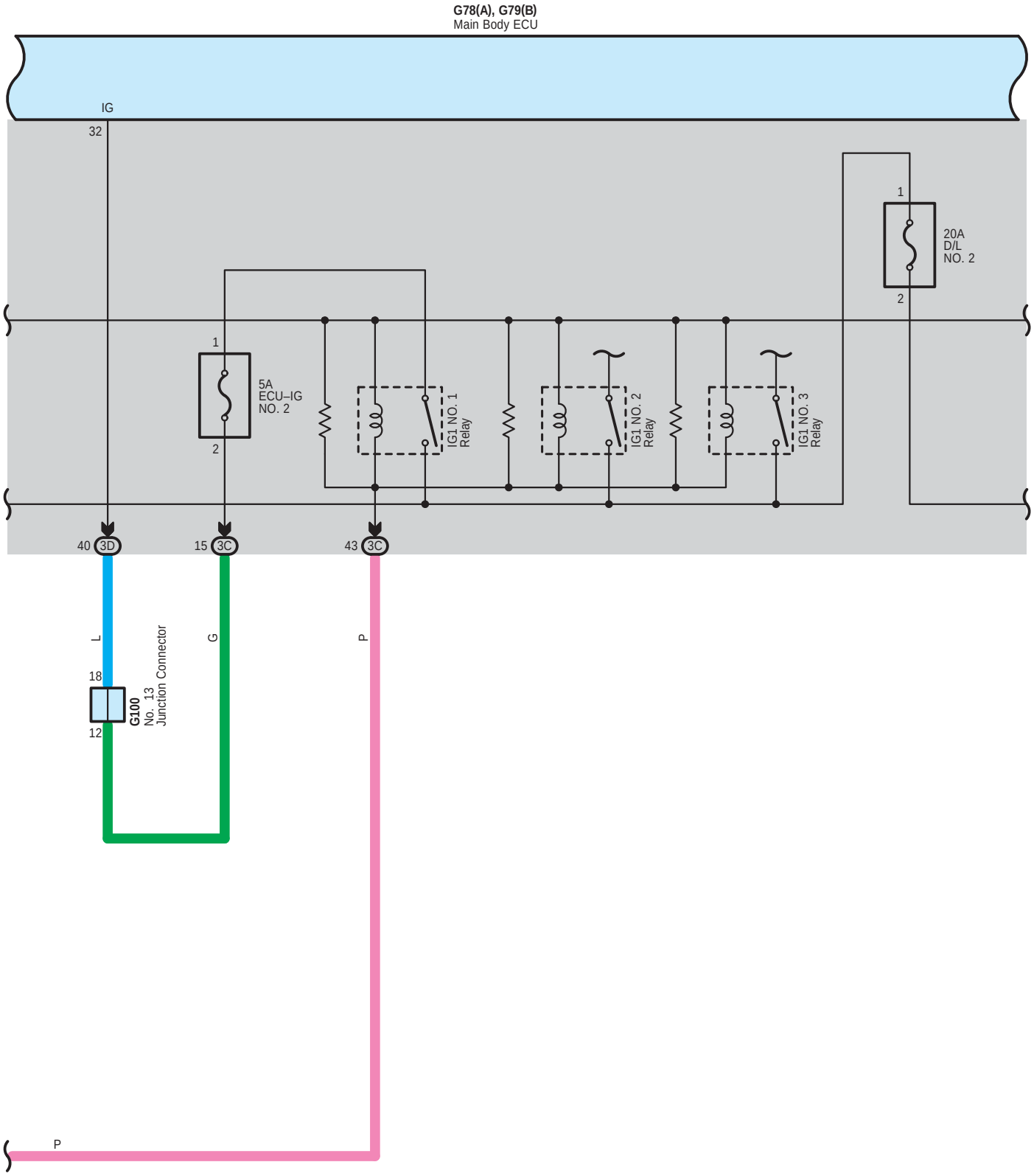
G78(A), G79(B)
Main Body ECU
IG
32
1
20A
D/L
NO. 2
2
1
5A
ECU–IG
NO. 2
2
IG1 NO. 1
Relay
IG1 NO. 2
Relay
IG1 NO. 3
Relay
40 3D
15 3C
43 3C
L
G
P
18
G100
No. 13
Junction Connector
12
P

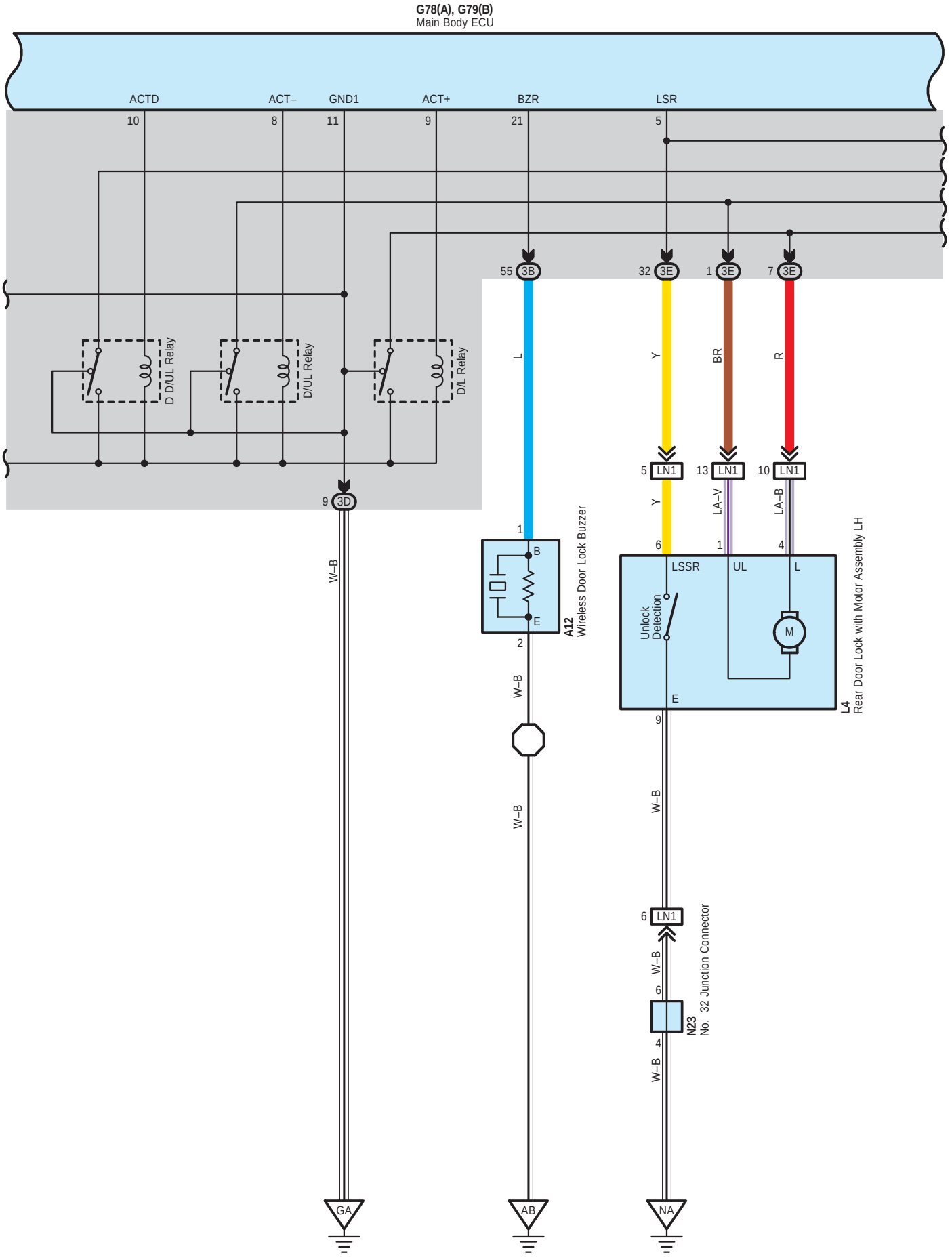
G78(A), G79(B)
Main Body ECU
ACTD
ACT–
GND1
ACT+
BZR
LSR
10
8
11
9
21
5
55 3B
32 3E
1 3E
7 3E
D D/UL Relay
D/UL Relay
D/L Relay
L
Y
BR
R
5 LN1
13 LN1
10 LN1
Y
LA–V
LA–B
9 3D
W–B
1
B
E
2
A12
Wireless Door Lock Buzzer
6
1
4
LSSR
UL
L
Unlock Detection
M
E
L4
Rear Door Lock with Motor Assembly LH
9
6 LN1
6
4
N23
No. 32 Junction Connector
GA
AB
NA

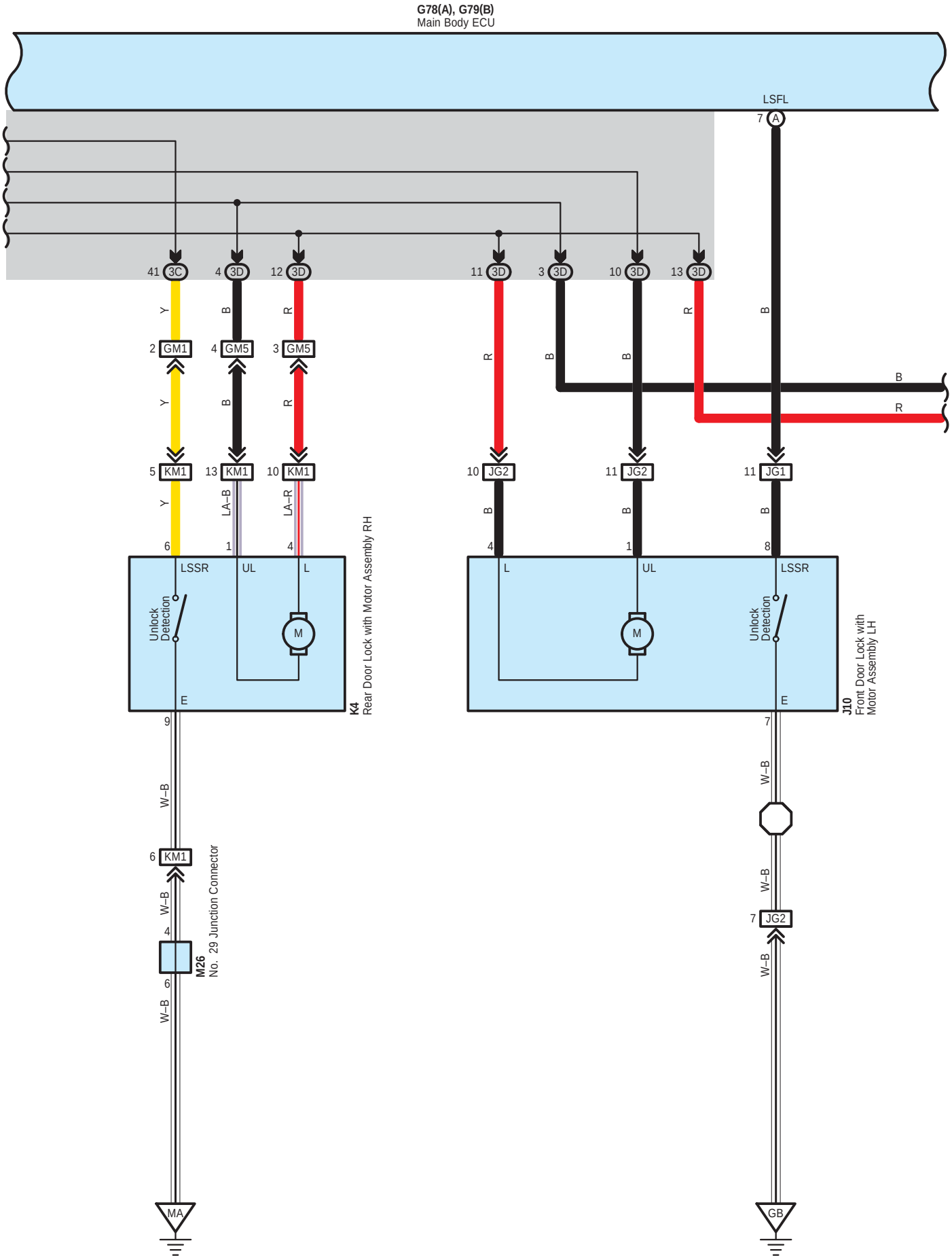
G78(A), G79(B)
Main Body ECU
LSFL
7 A
41 3C
4 3D
12 3D
11 3D
3 3D
10 3D
13 3D
Y
B
R
2 GM1
4 GM5
3 GM5
5 KM1
13 KM1
10 KM1
10 JG2
11 JG2
11 JG1
LA–B
LA–R
6
1
4
LSSR
UL
L
Unlock Detection
M
E
K4
Rear Door Lock with Motor Assembly RH
8
J10
Front Door Lock with Motor Assembly LH
9
7
W–B
6 KM1
4
M26
No. 29 Junction Connector
7 JG2
MA
GB

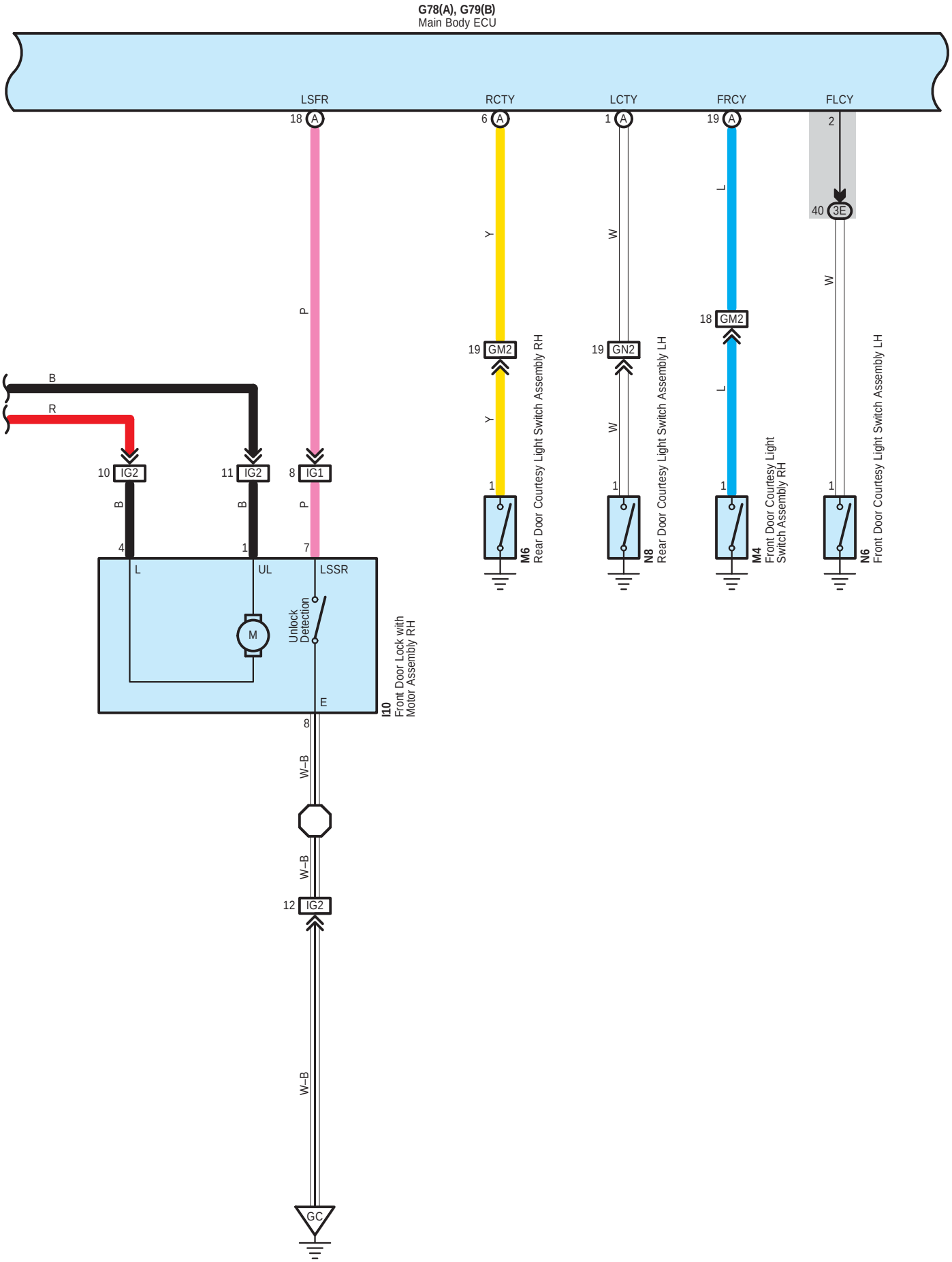
G78(A), G79(B)
Main Body ECU
LSFR
RCTY
LCTY
FRCY
FLCY
18 A
6 A
1 A
19 A
2
40 3E
P
Y
W
L
W
B
R
10 IG2
11 IG2
8 IG1
19 GM2
19 GN2
18 GM2
B
B
P
Y
W
L
1
4
1
7
L
UL
LSSR
M
Unlock Detection
E
8
W–B
W–B
12 IG2
W–B
GC
I10
Front Door Lock with Motor Assembly RH
M6
Rear Door Courtesy Light Switch Assembly RH
N8
Rear Door Courtesy Light Switch Assembly LH
M4
Front Door Courtesy Light Switch Assembly RH
N6
Front Door Courtesy Light Switch Assembly LH

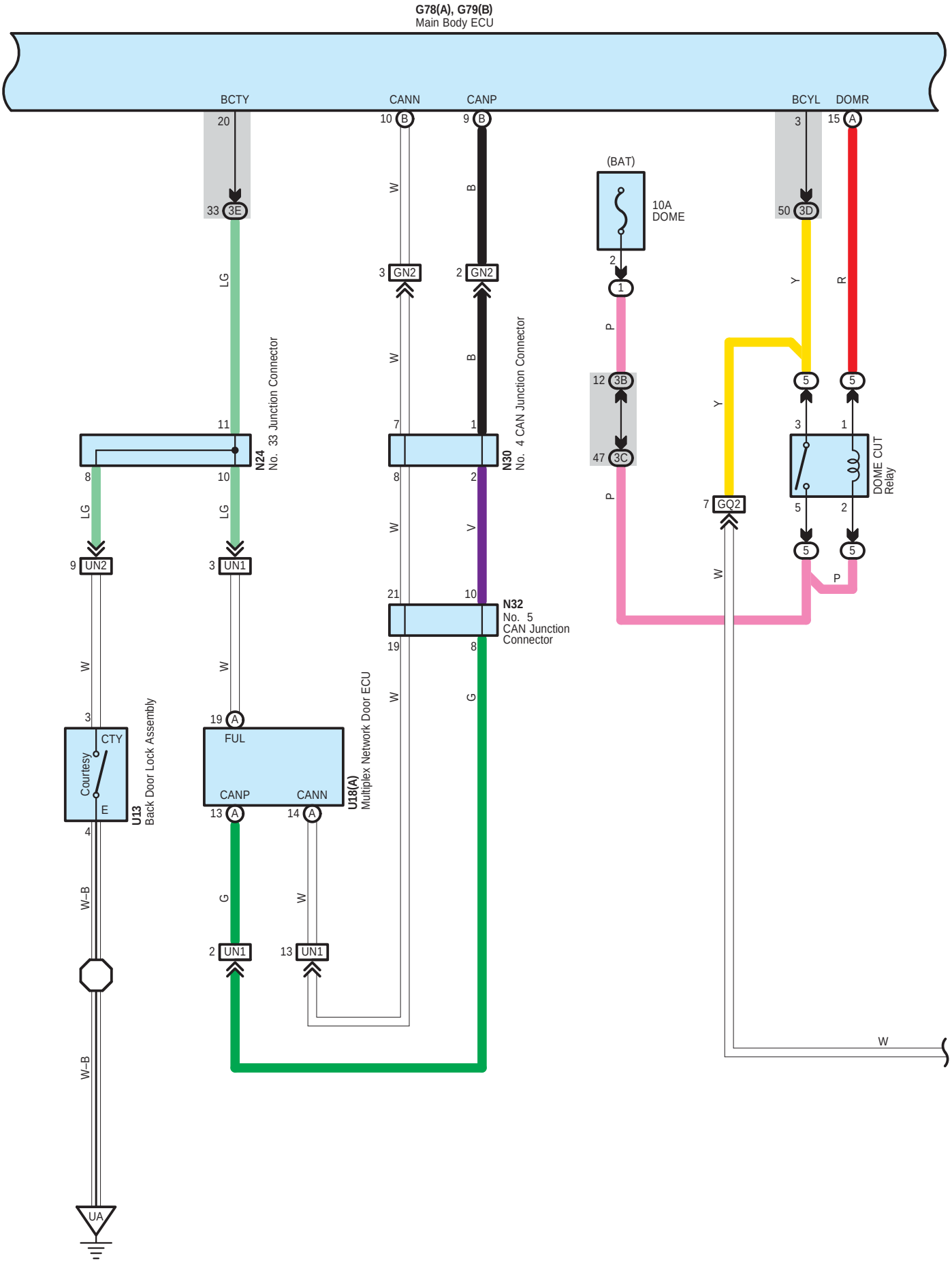
G78(A), G79(B)
Main Body ECU
BCTY
CANN
CANP
BCYL
DOMR
(BAT)
10A
DOME
N24
No. 33 Junction Connector
N30
No. 4 CAN Junction Connector
N32
No. 5
CAN Junction
Connector
DOME CUT
Relay
U13
Back Door Lock Assembly
U18(A)
Multiplex Network Door ECU
Courtesy
CTY
E
FUL
CANP
CANN
UN1
UN2
GN2
GQ2
3E
3D
3B
3C
UA

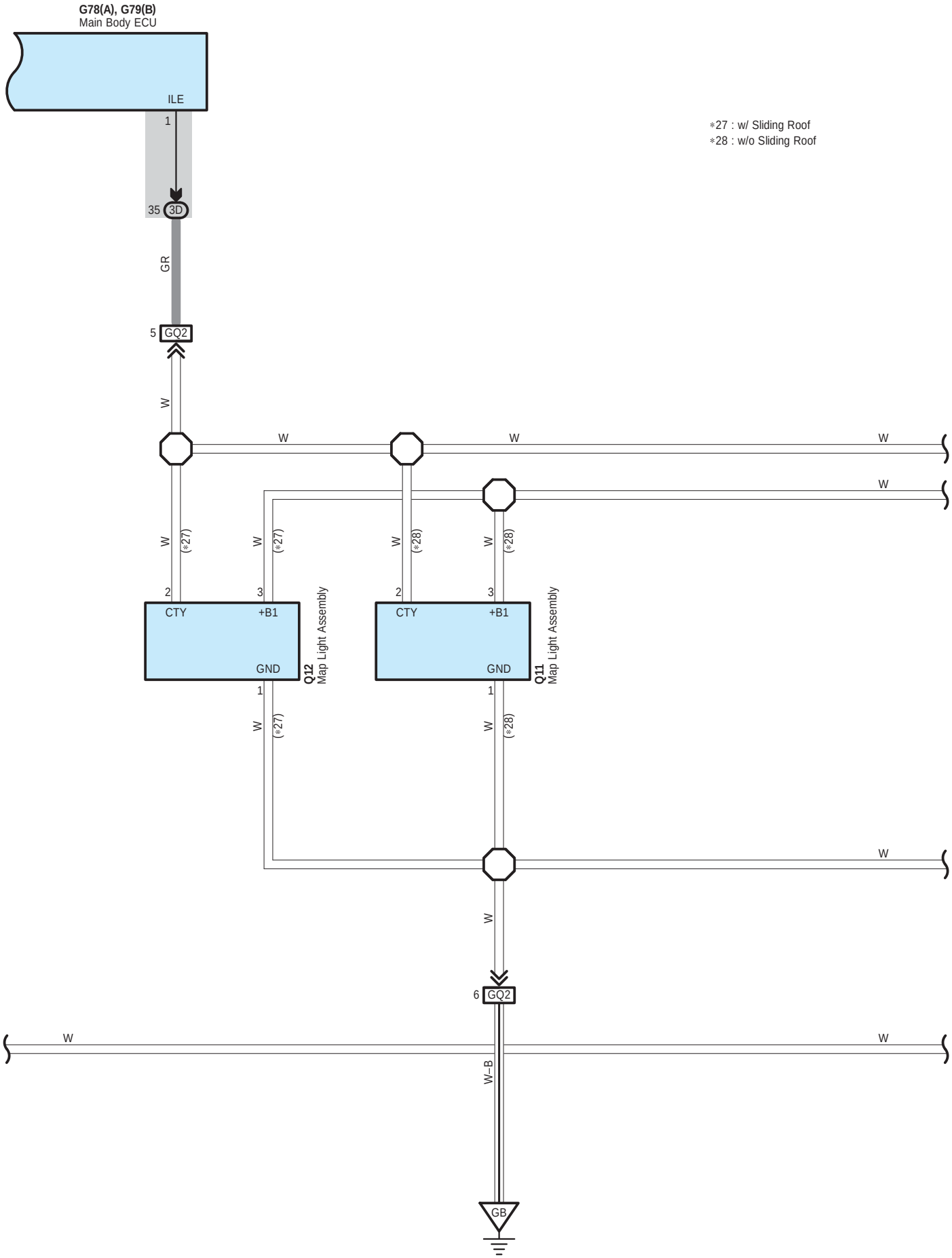
G78(A), G79(B)
Main Body ECU
ILE
1
35
3D
GR
5
GQ2
W
∗27 : w/ Sliding Roof
∗28 : w/o Sliding Roof
(∗27)
(∗28)
2
3
CTY
+B1
GND
1
Q12
Map Light Assembly
Q11
Map Light Assembly
6
W–B
GB

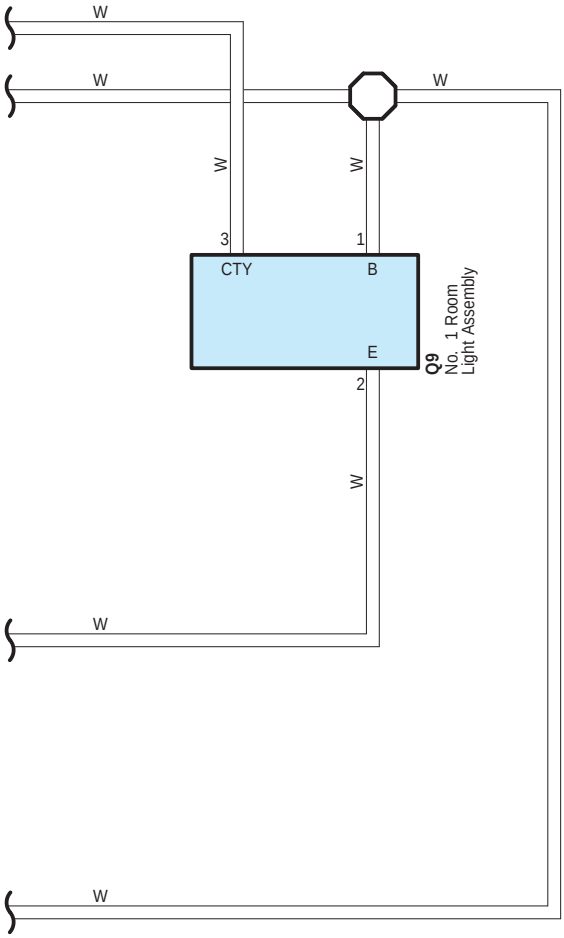
W
W
W
W
W
3
1
CTY
B
E
Q9
No. 1 Room
Light Assembly
2
W
W
W

A5
White



90980-11118

A12
Gray

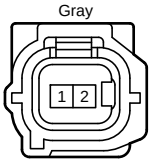

90980-12572

A59
Black

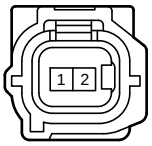

90980-12416

A62
Black

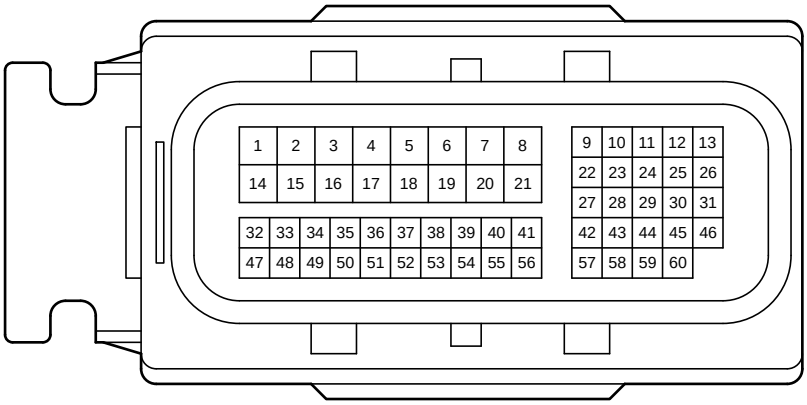

90980-12931

A64
Black

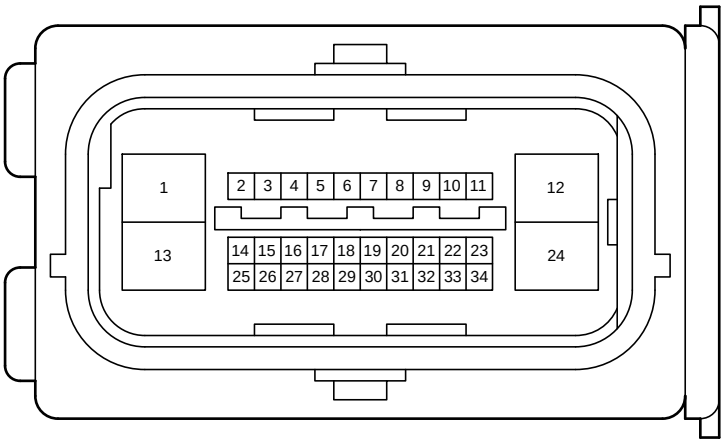

90980-12686

A72
White

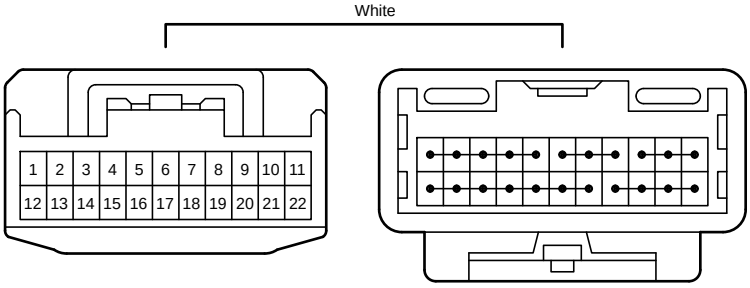

90980-12372

B6
Black

90980-11400

B36
Gray

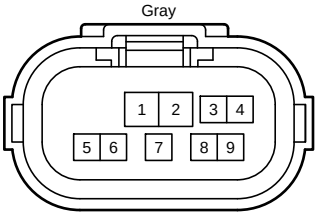

90980-12362

B77
Black

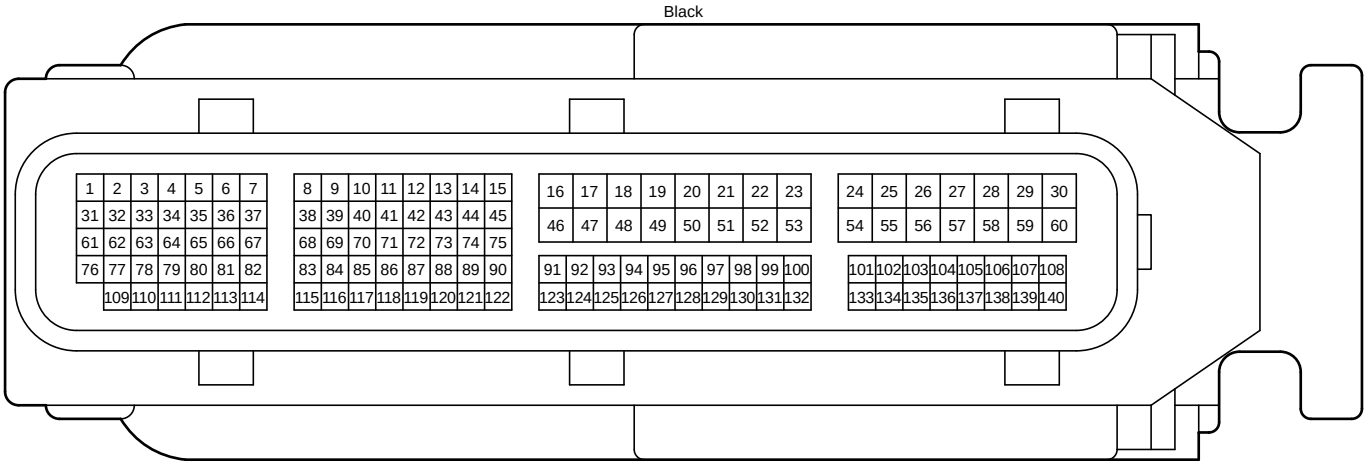

90980-12836

B85

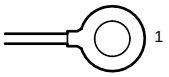

B86

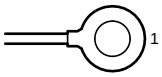

C3

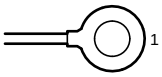

C5

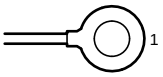

G5
Black

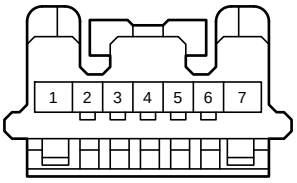

90980-12092

G16
Black

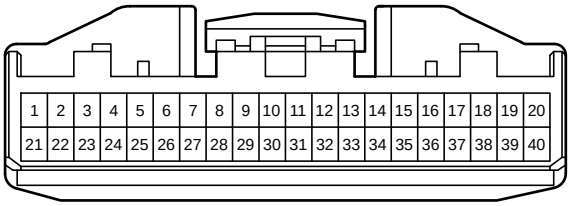

90980-12557

G17
White

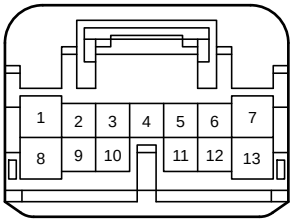

90980-12767

G24
Black

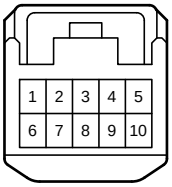

90980-12368

G35
White

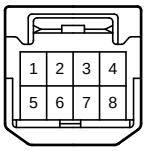

90980-12910

G43
Black

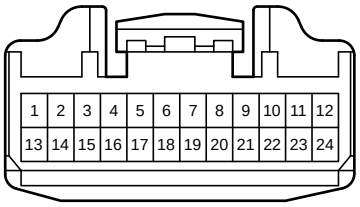

90980-12554

G45
White

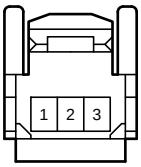

90980-12795

G69
White

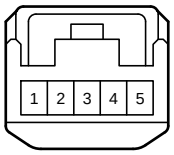

90980-12366

G78

White

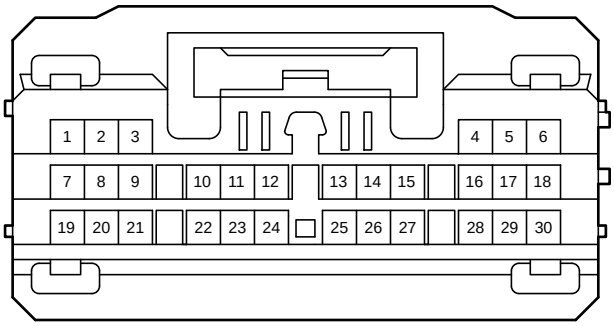

90980-12909

G79

White

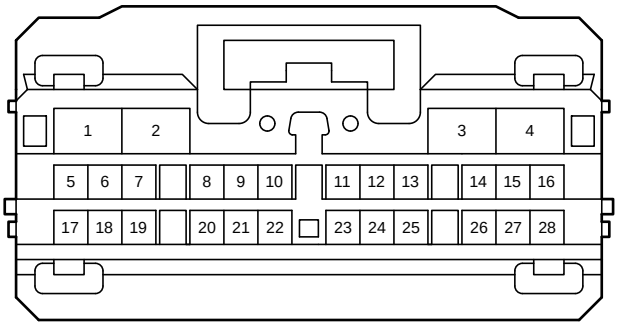

90980-12908

G82

White

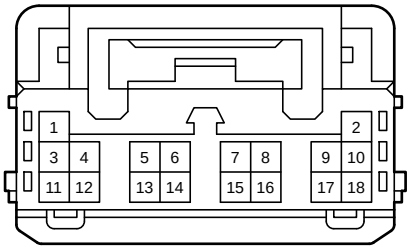

82824-52390

G83

White

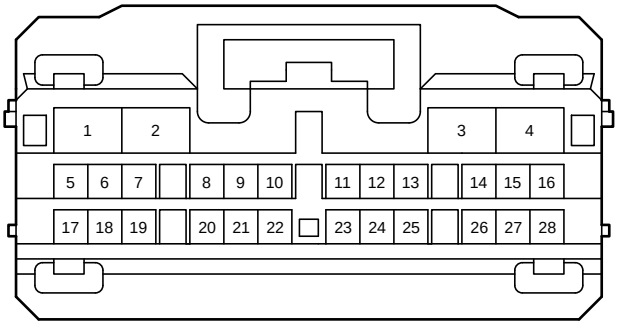

82824-52380

G84

Black

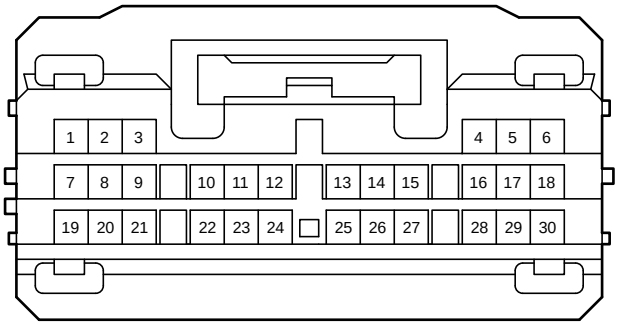

82824-52370

G94

White

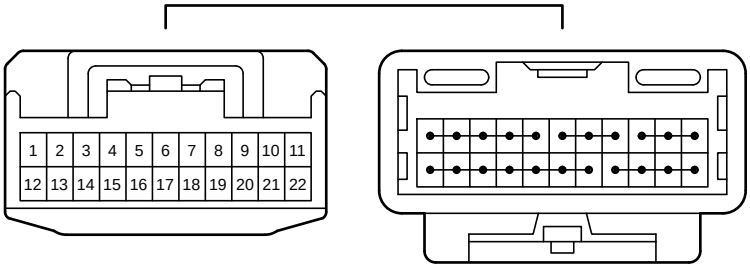

90980-12372

G96

White

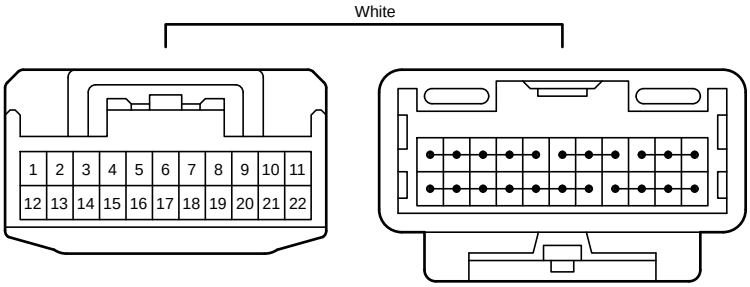

90980-12372

G98

Gray

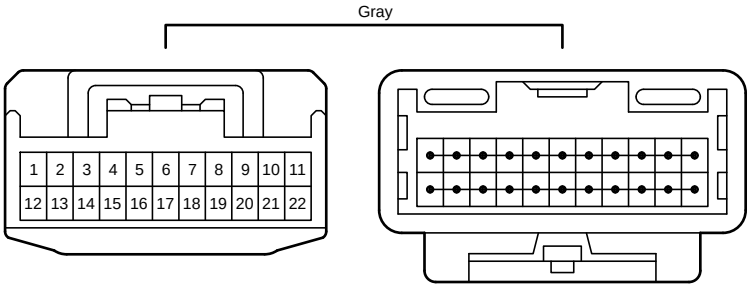

90980-12372

G100

Gray

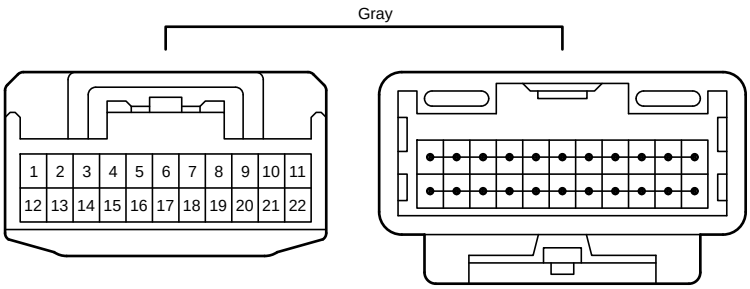

90980-12372

G101

White

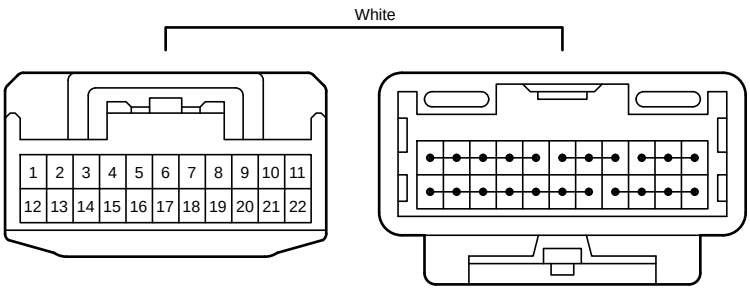

90980-12372

G108
Gray

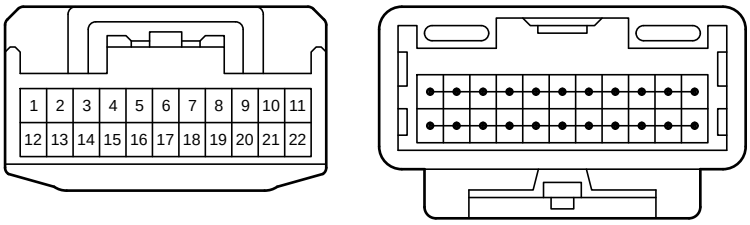

90980-12372

G110
Blue

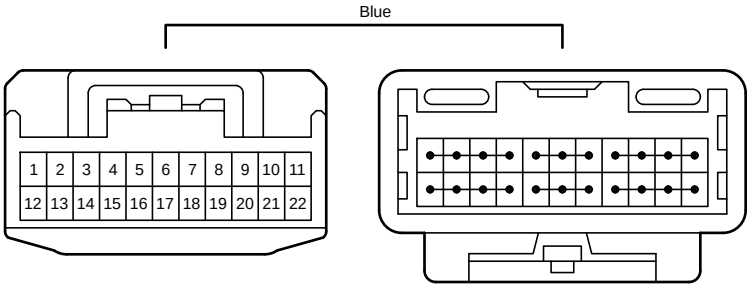

90980-12372

G118
White

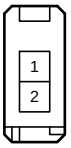

90980-12827

G119
White

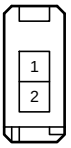

90980-12827

G120
White

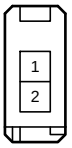

90980-12827

G123
White

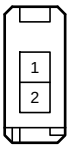

90980-12827

G128
White

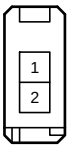

90980-12827

G129
White

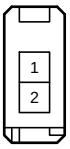

90980-12827

G132
White

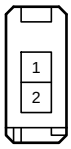

90980-12827

I6
Gray

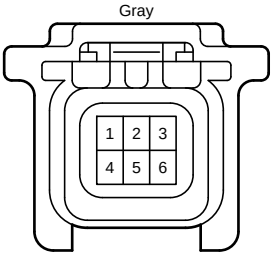

90980-12790

I10
White

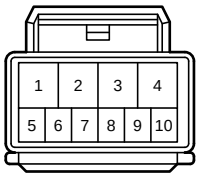

90980-12226

J6
Gray

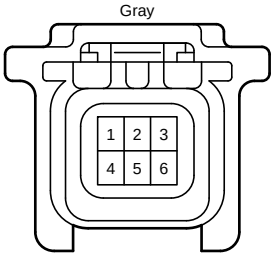

90980-12790

J10
White

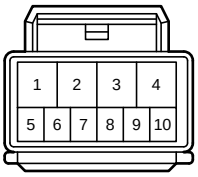

90980-12226

K4
White

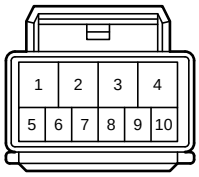

90980-12226

L4
White

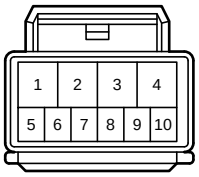

90980-12226

M4
Black

90980-10871

M6
Black

90980-10871

M10
White

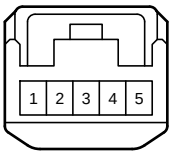

90980-12366

M18
White

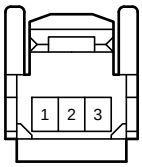

90980-12795

M21
White

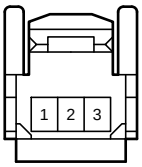

90980-12795

M26
Black

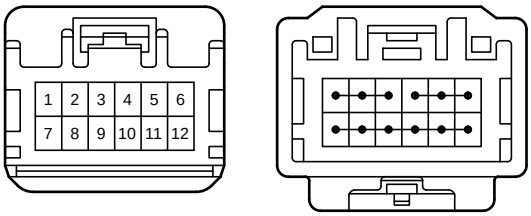

90980-12737

M27
White

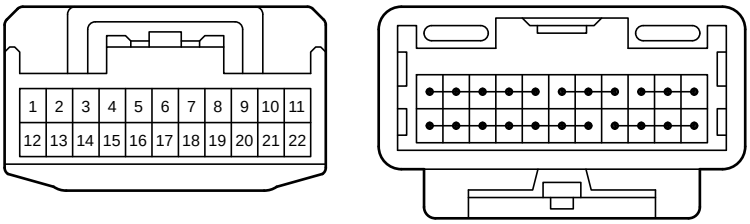

90980-12372

N6
Black

90980-10871

N8
Black

90980-10871

N23
White

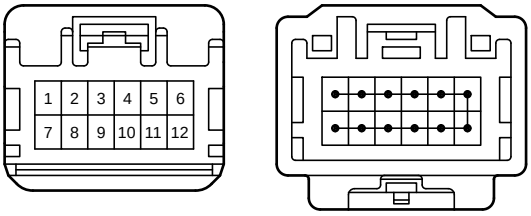

90980-12737

N24
Blue

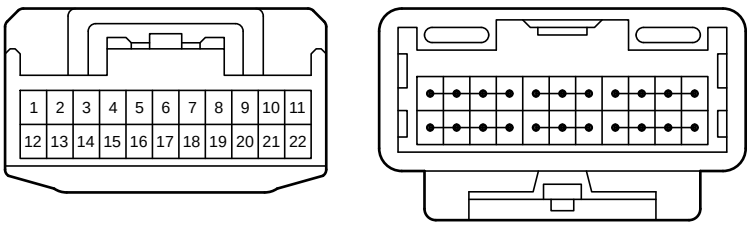

90980-12372

N27
White

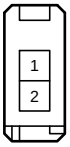

90980-12827

N28
White

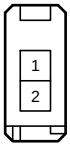

90980-12827

N30
Gray

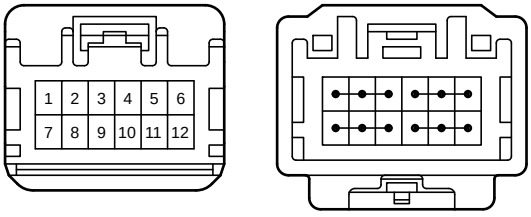

90980-12737

N32
Gray

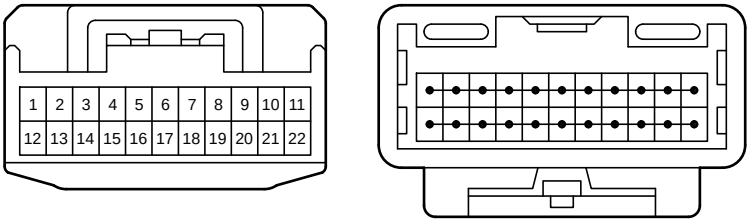

90980-12372

Q9
Gray

Q11
Gray

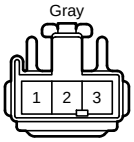

90980-10908

Q12
Gray

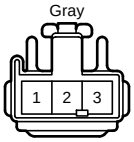

90980-10908

T2
White

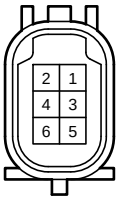

90980-12381

U7
White

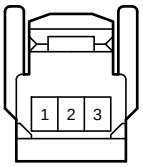

90980-12695

U13
White

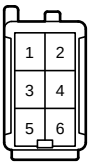

90980-11011

U18
White

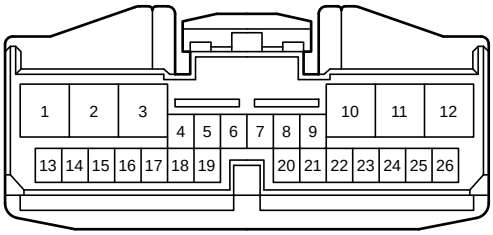

90980-12444

1B
White

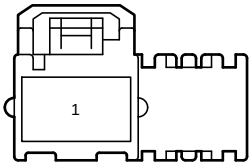

82824-74010

3A
White

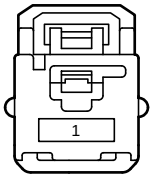

90980-12756

3B
White

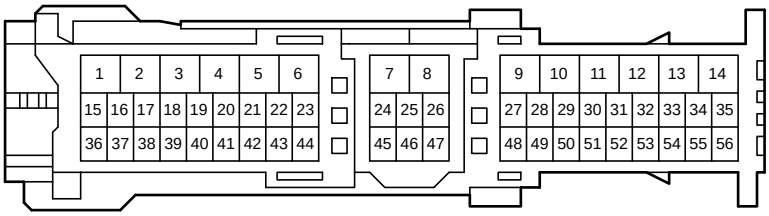

90980-12A15

3C
White

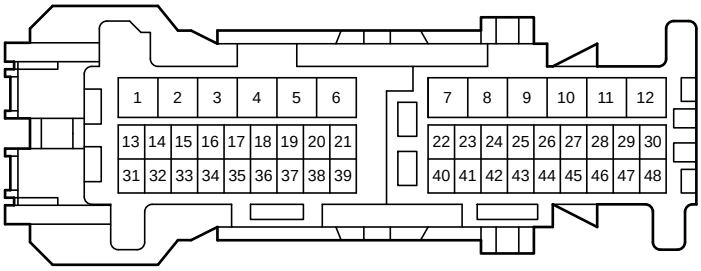

90980-12887

3D
White

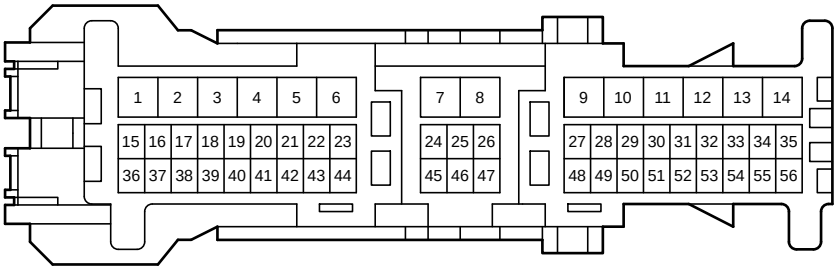

90980-12890

3E
White

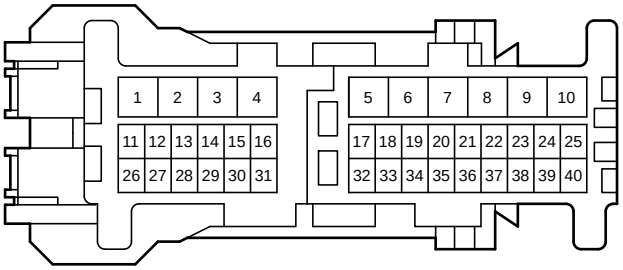

90980-12884

AG1
Blue

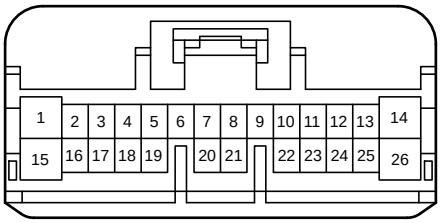

90980-12771

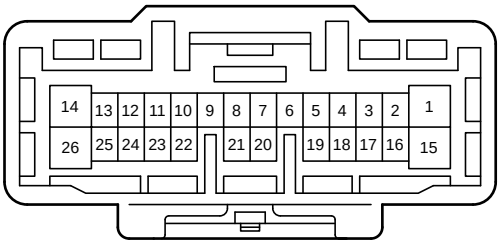

90980-12770

AG4
White

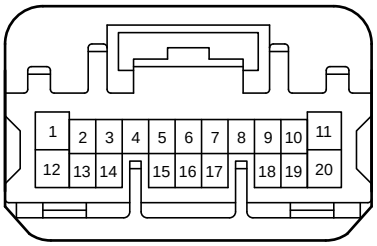

90980-12741

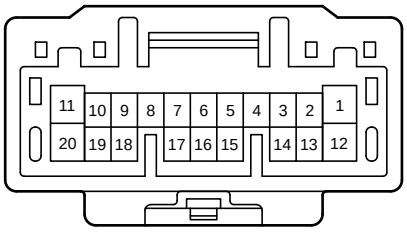

90980-12740

AG5
White

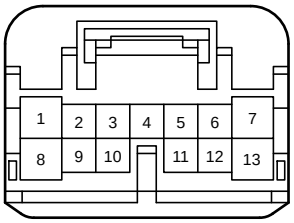

90980-12767

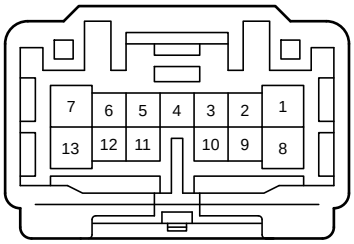

90980-12766

AN2
White

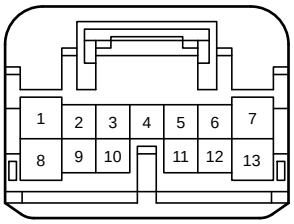

90980-12767

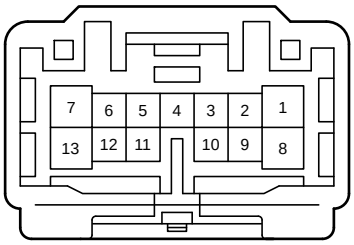

90980-12766

BA1
Blue

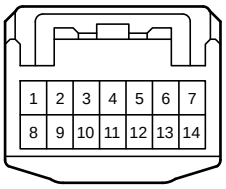

90980-12370

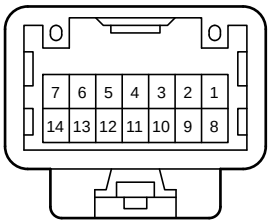

90980-12369

BA3
Gray

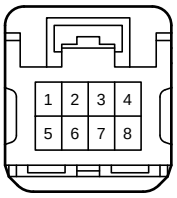

90980-12735



90980-12734

GM1
White

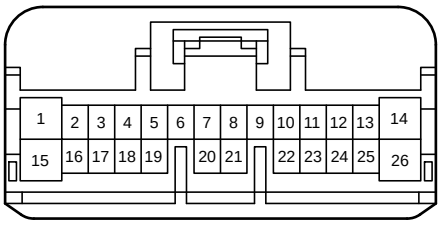

90980-12771

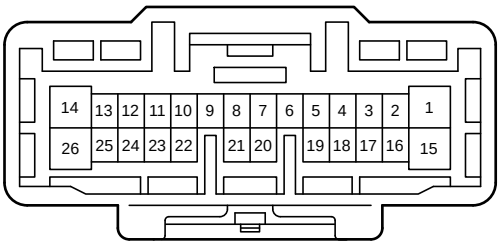

90980-12770

GM2
Blue

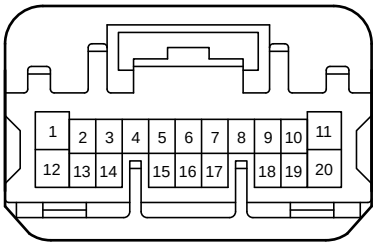

90980-12741

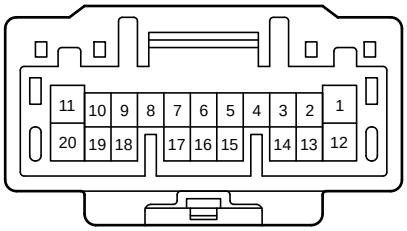

90980-12740

GM4
White

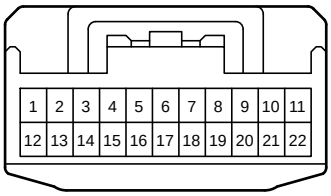

90980-12372

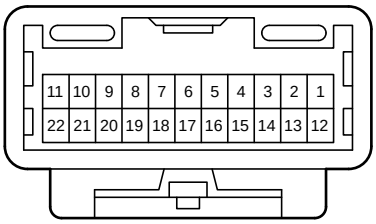

90980-12371

GM5
White

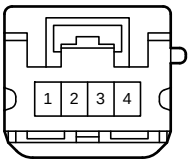

90980-12733

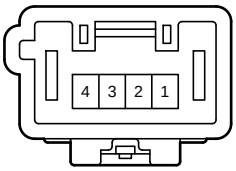

90980-12732

GN2
Blue

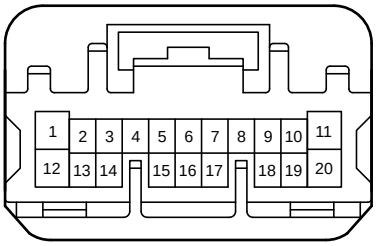

90980-12741

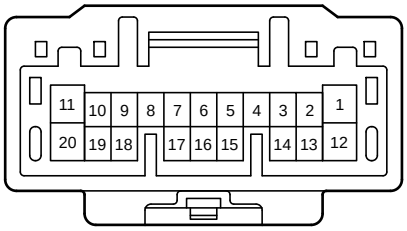

90980-12740

GN3
White

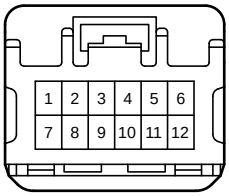

90980-12737

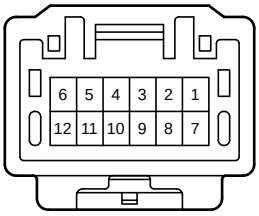

90980-12736

GN4
White

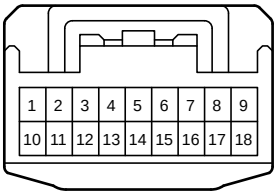

90980-12412

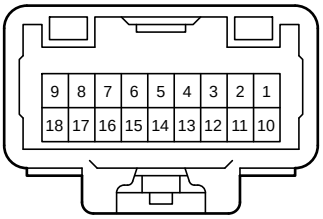

90980-12411

GQ2
White

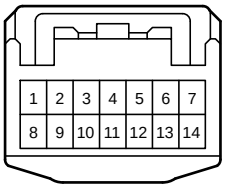

90980-12370

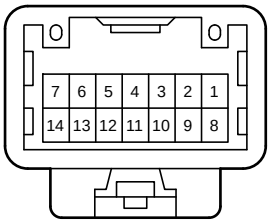

90980-12369

IG1
White

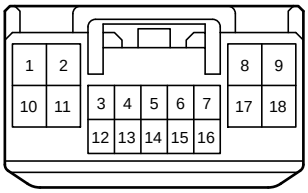

90980-12A21

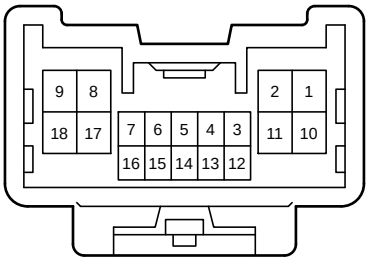

90980-12546

IG2
White

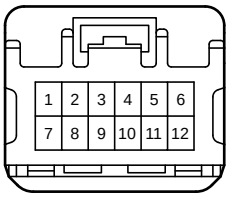

90980-12737

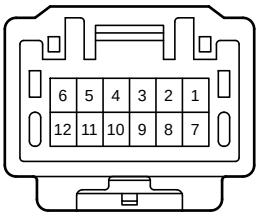

90980-12736

IG3
Black

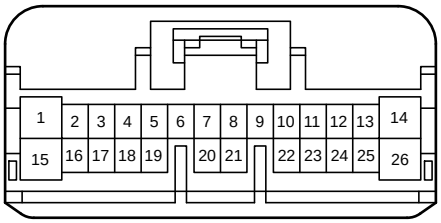

90980-12771

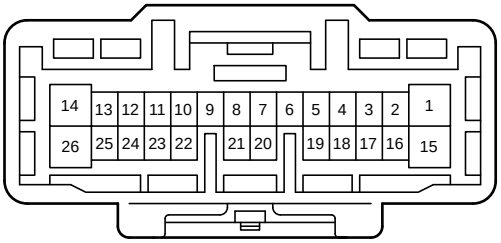

90980-12770

JG1
White

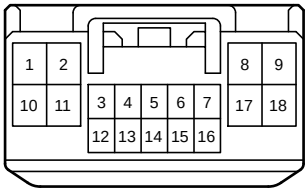

90980-12A21

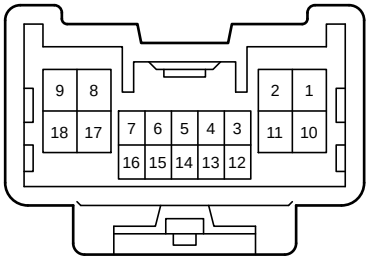

90980-12546

JG2
White

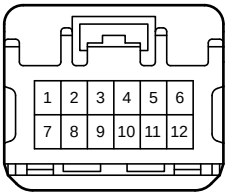

90980-12737

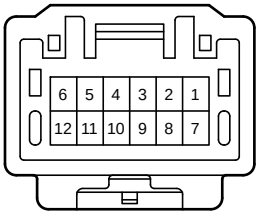

90980-12736

JG3
Black

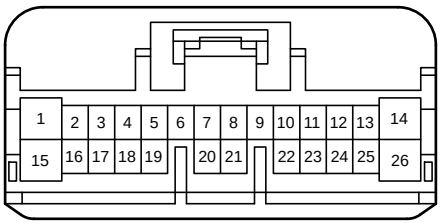

90980-12771

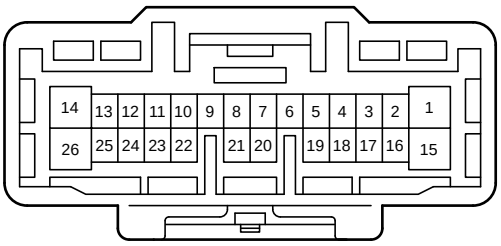

90980-12770

KM1
White

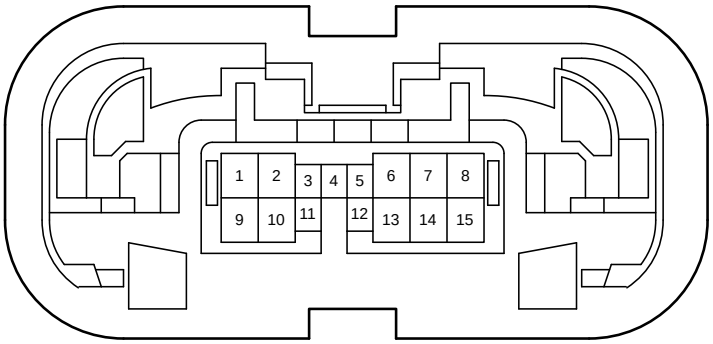

90980-12A01

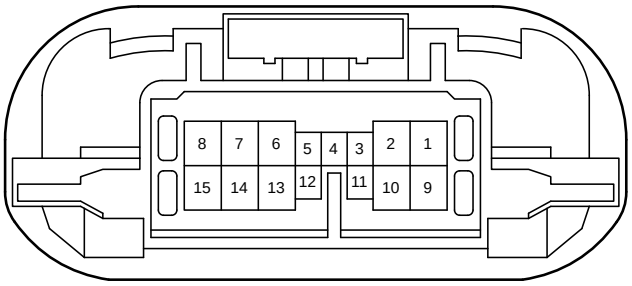

90980-12A00

LN1
White

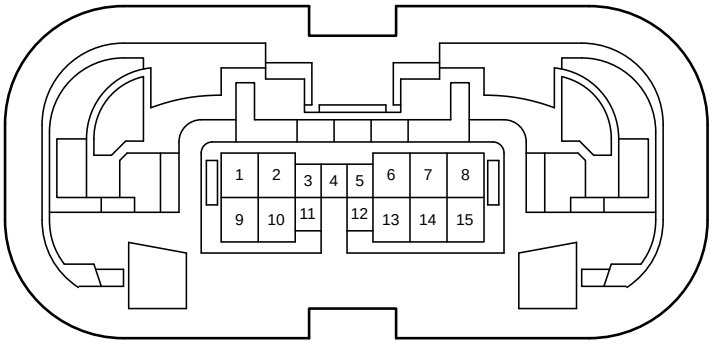

90980-12A01

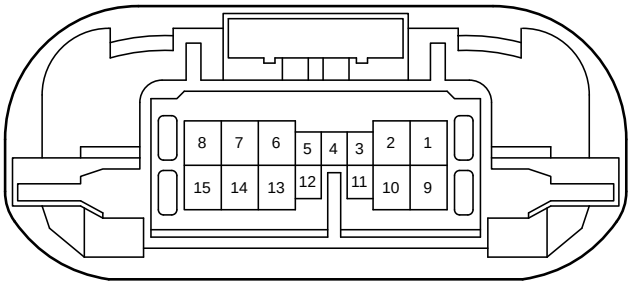

90980-12A00

TM1
White

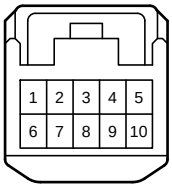

90980-12368

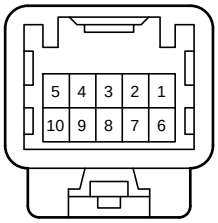

90980-12367

UN1
Black

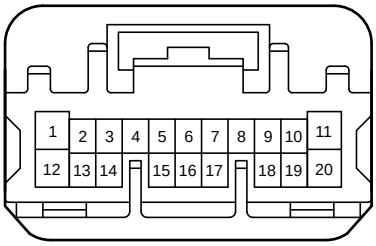

90980-12741

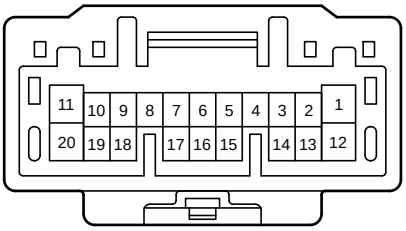

90980-12740

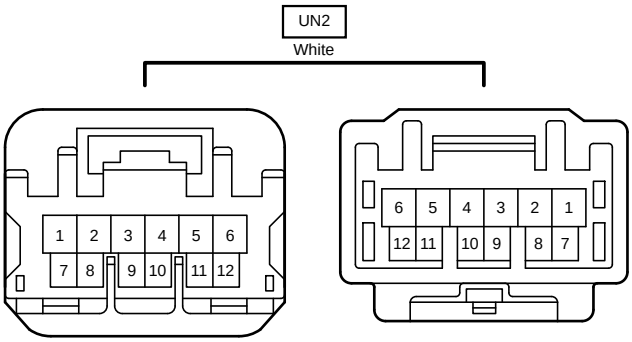
UN2
White
1
2
3
4
5
6
7
8
9
10
11
12
6
5
4
3
2
1
12
11
10
9
8
7
90980-12814
90980-12813