∗ 1 : w/ Retractor Mirror

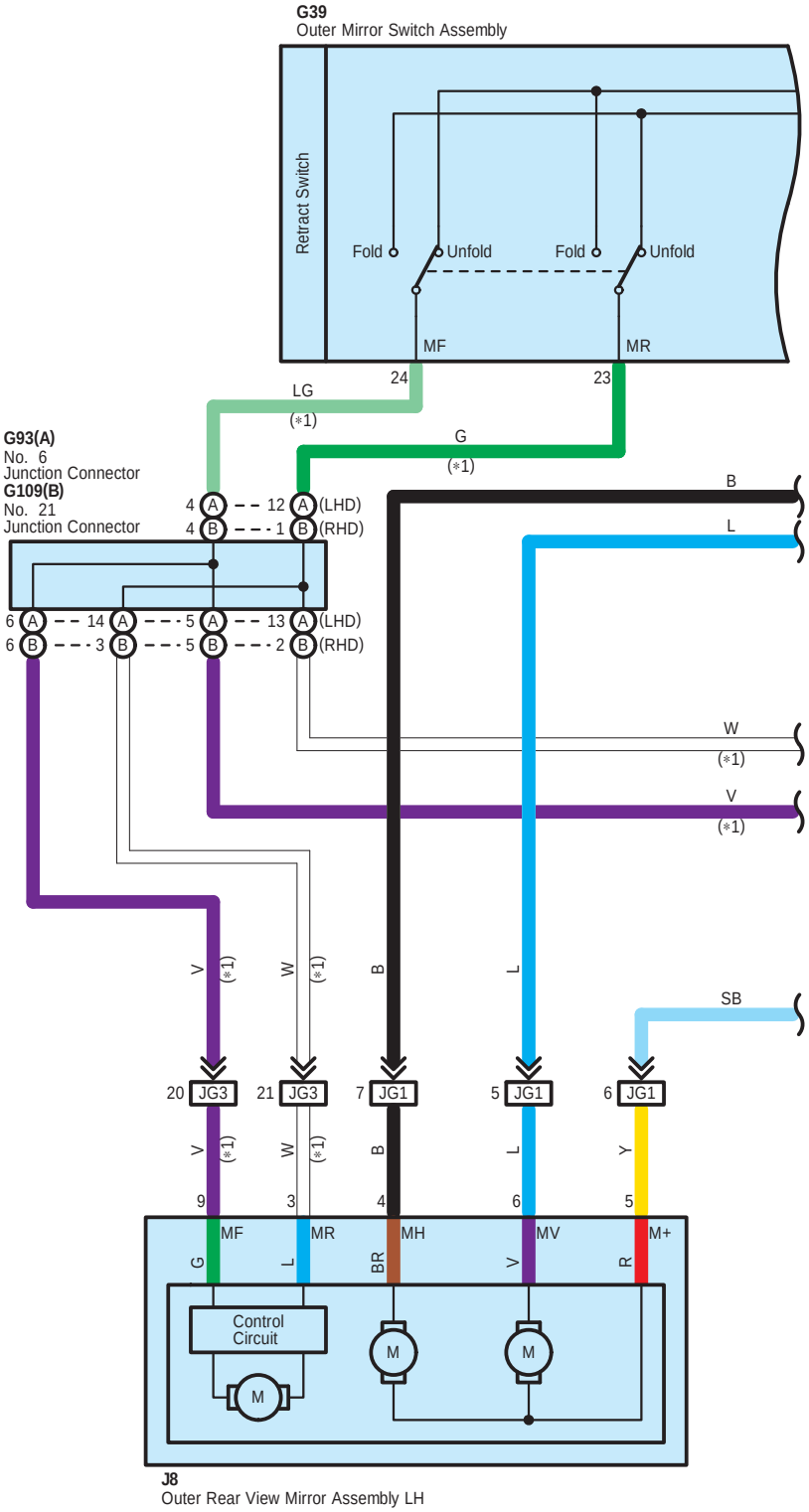

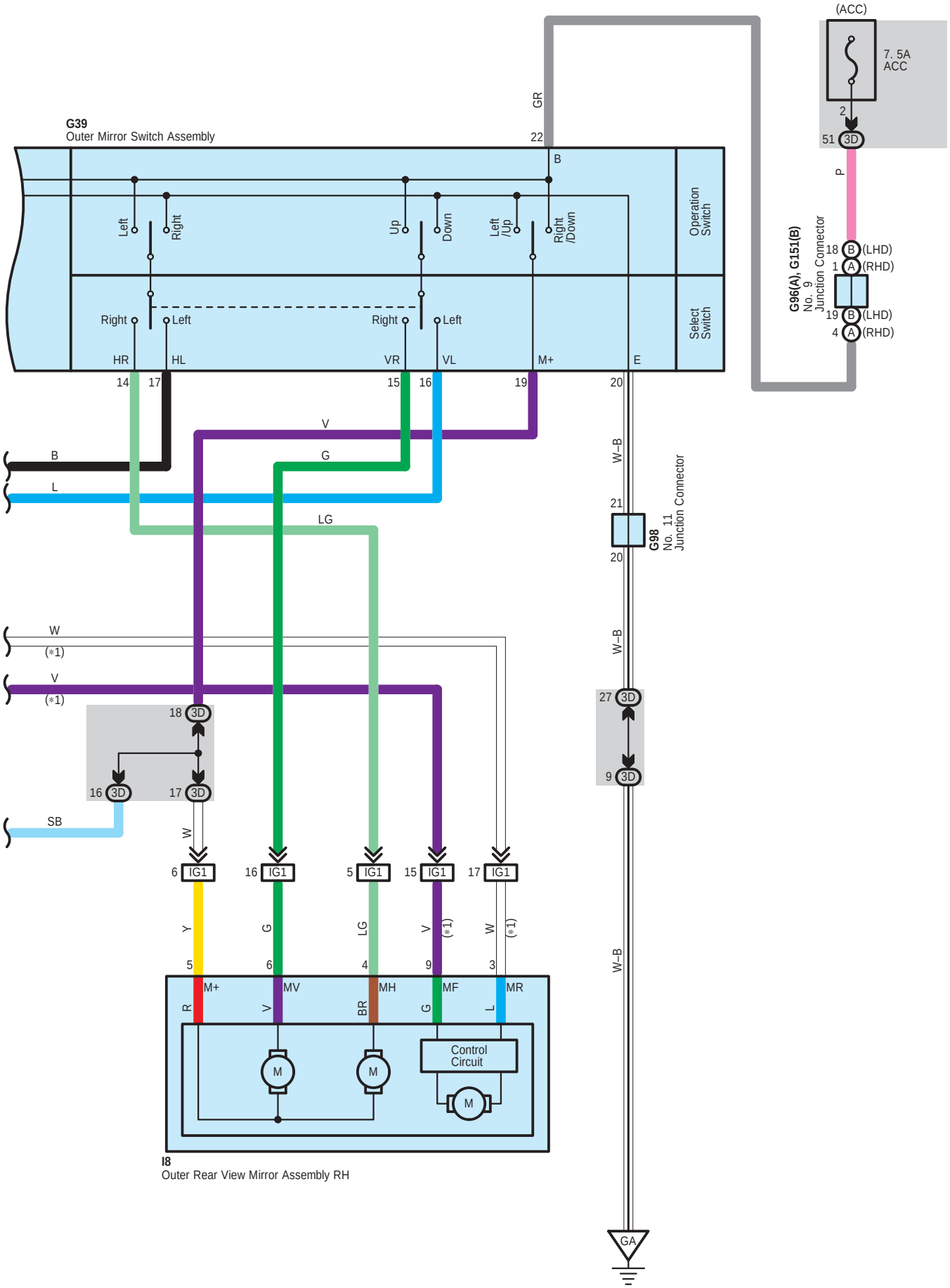
(ACC)
7. 5A
ACC
2
51 3D
P
G39
Outer Mirror Switch Assembly
GR
22
B
Left
Right
Up
Down
Left /Up
Right /Down
Operation Switch
Select Switch
Right
Left
Right
Left
HR
HL
VR
VL
M+
E
14
17
15
16
19
20
G96(A), G151(B)
No. 9
Junction Connector
18 B (LHD)
1 A (RHD)
19 B (LHD)
4 A (RHD)
V
B
G
L
LG
W–B
21
20
G98
No. 11
Junction Connector
W
(*1)
V
(*1)
18 3D
16 3D
17 3D
SB
W
27 3D
9 3D
6 IG1
16 IG1
5 IG1
15 IG1
17 IG1
Y
G
LG
V
(*1)
W
(*1)
W–B
5
6
4
9
3
M+
MV
MH
MF
MR
R
V
BR
G
L
Control Circuit
M
M
M
I8
Outer Rear View Mirror Assembly RH
GA

G39
White

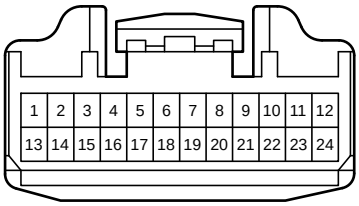

90980-12554

G93
White

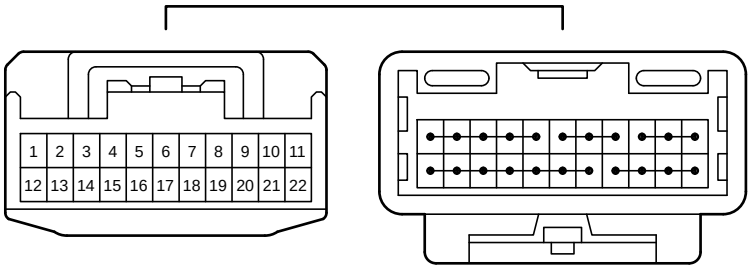

90980-12372

G96
White

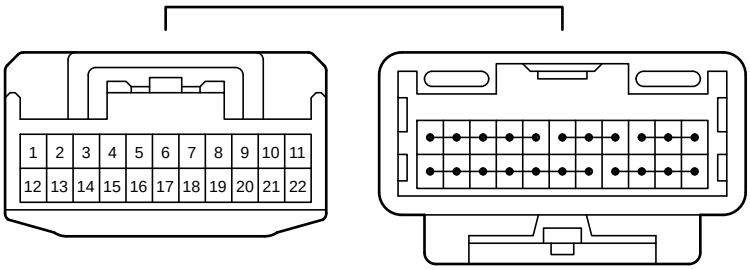

90980-12372

G98
Gray

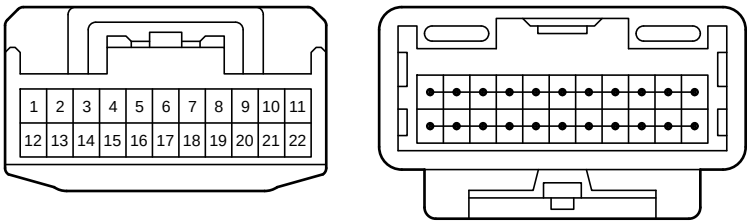

90980-12372

G109
White

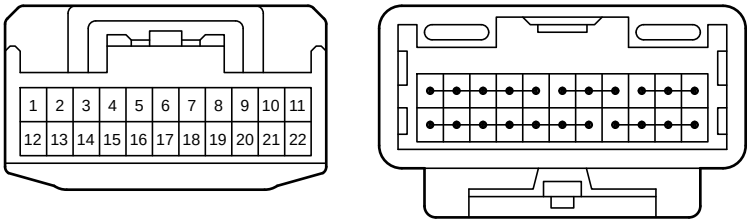

90980-12372

G151
Gray

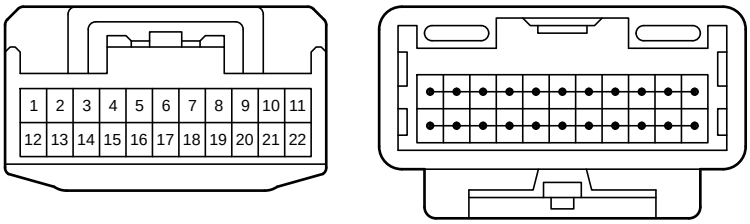

90980-12372

I8
White

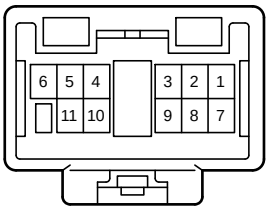

90980-12610

J8
White

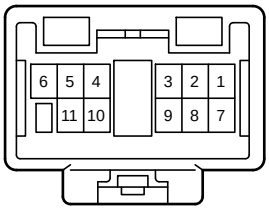

90980-12610

3D
White

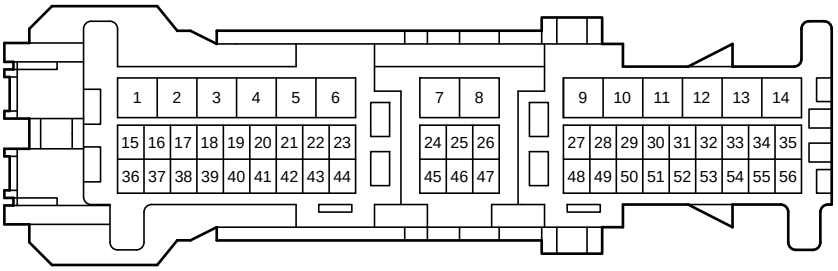

90980-12890

IG1
White

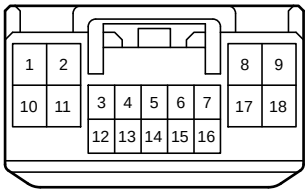

90980-12A21

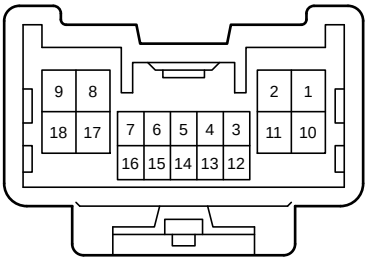

90980-12546

JG1
White

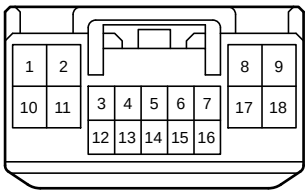

90980-12A21

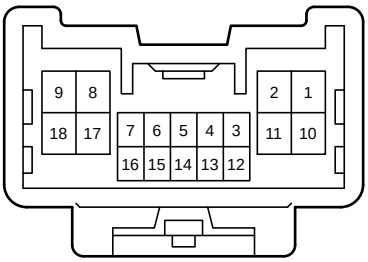

90980-12546

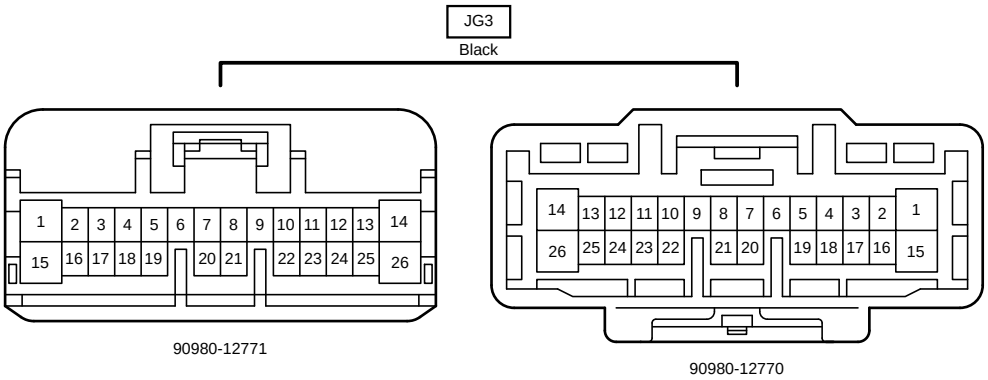
JG3
Black
1 2 3 4 5 6 7 8 9 10 11 12 13 14
15 16 17 18 19 20 21 22 23 24 25 26
90980-12771
14 13 12 11 10 9 8 7 6 5 4 3 2 1
26 25 24 23 22 21 20 19 18 17 16 15
90980-12770