CAMSHAFT TIMING OIL CONTROL VALVE ASSEMBLY

COMPONENTS

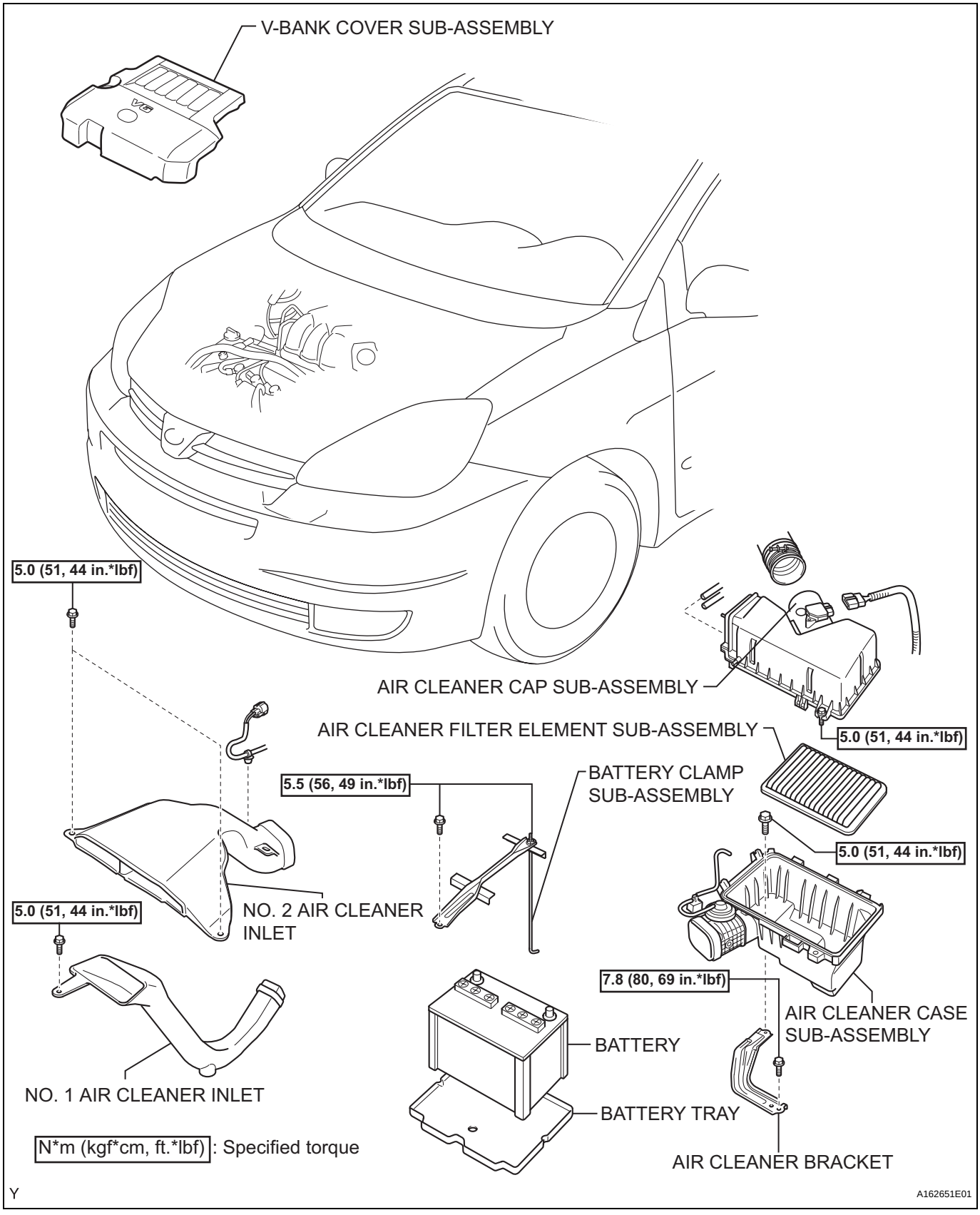

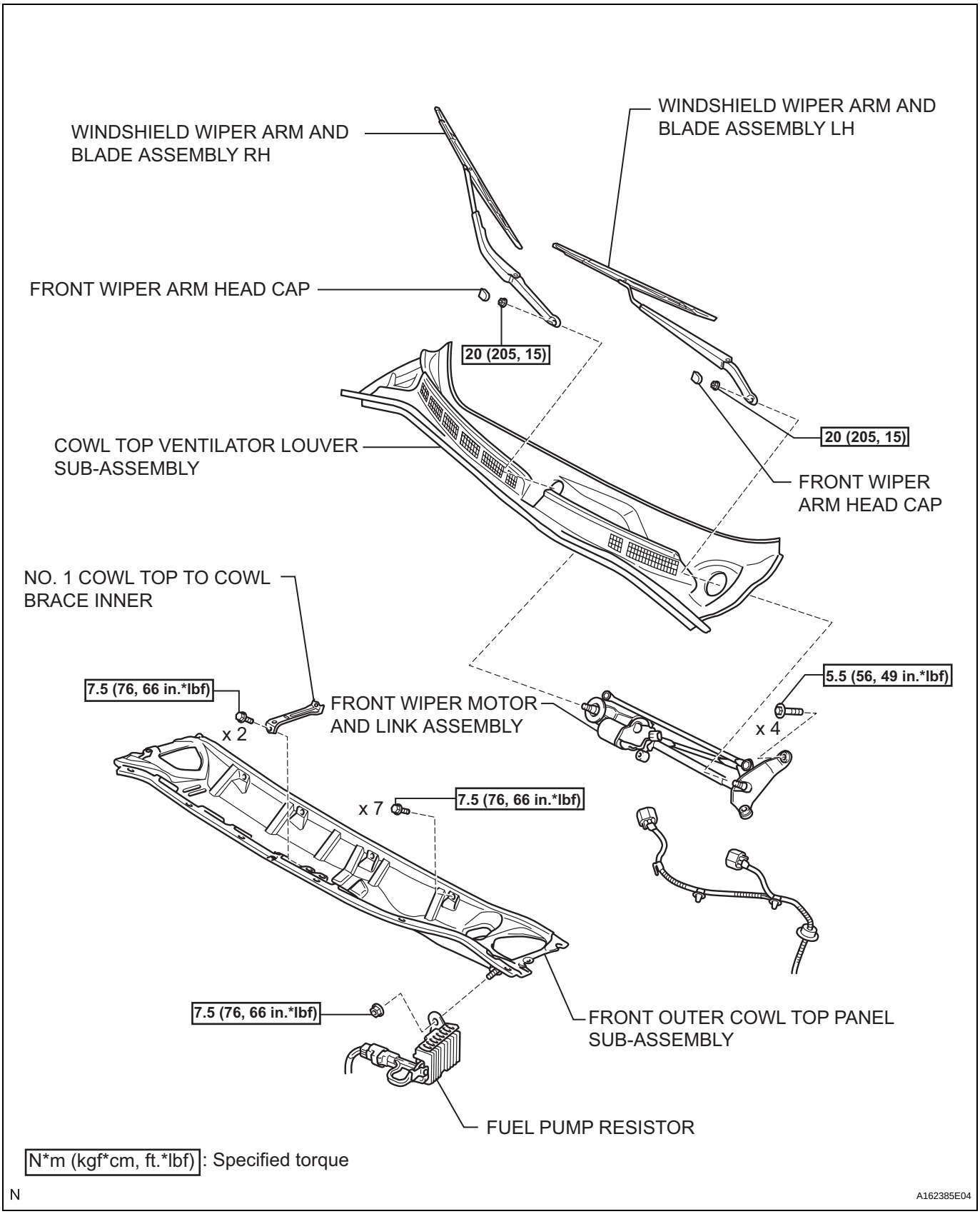
WINDSHIELD WIPER ARM AND BLADE ASSEMBLY RH
WINDSHIELD WIPER ARM AND BLADE ASSEMBLY LH
FRONT WIPER ARM HEAD CAP
20 (205, 15)
20 (205, 15)
COWL TOP VENTILATOR LOUVER SUB-ASSEMBLY
FRONT WIPER ARM HEAD CAP
NO. 1 COWL TOP TO COWL BRACE INNER
7.5 (76, 66 in.*lbf)
x 2
FRONT WIPER MOTOR AND LINK ASSEMBLY
5.5 (56, 49 in.*lbf)
x 4
x 7
7.5 (76, 66 in.*lbf)
7.5 (76, 66 in.*lbf)
FRONT OUTER COWL TOP PANEL SUB-ASSEMBLY
FUEL PUMP RESISTOR
N*m (kgf*cm, ft.*lbf): Specified torque
N
A162385E04

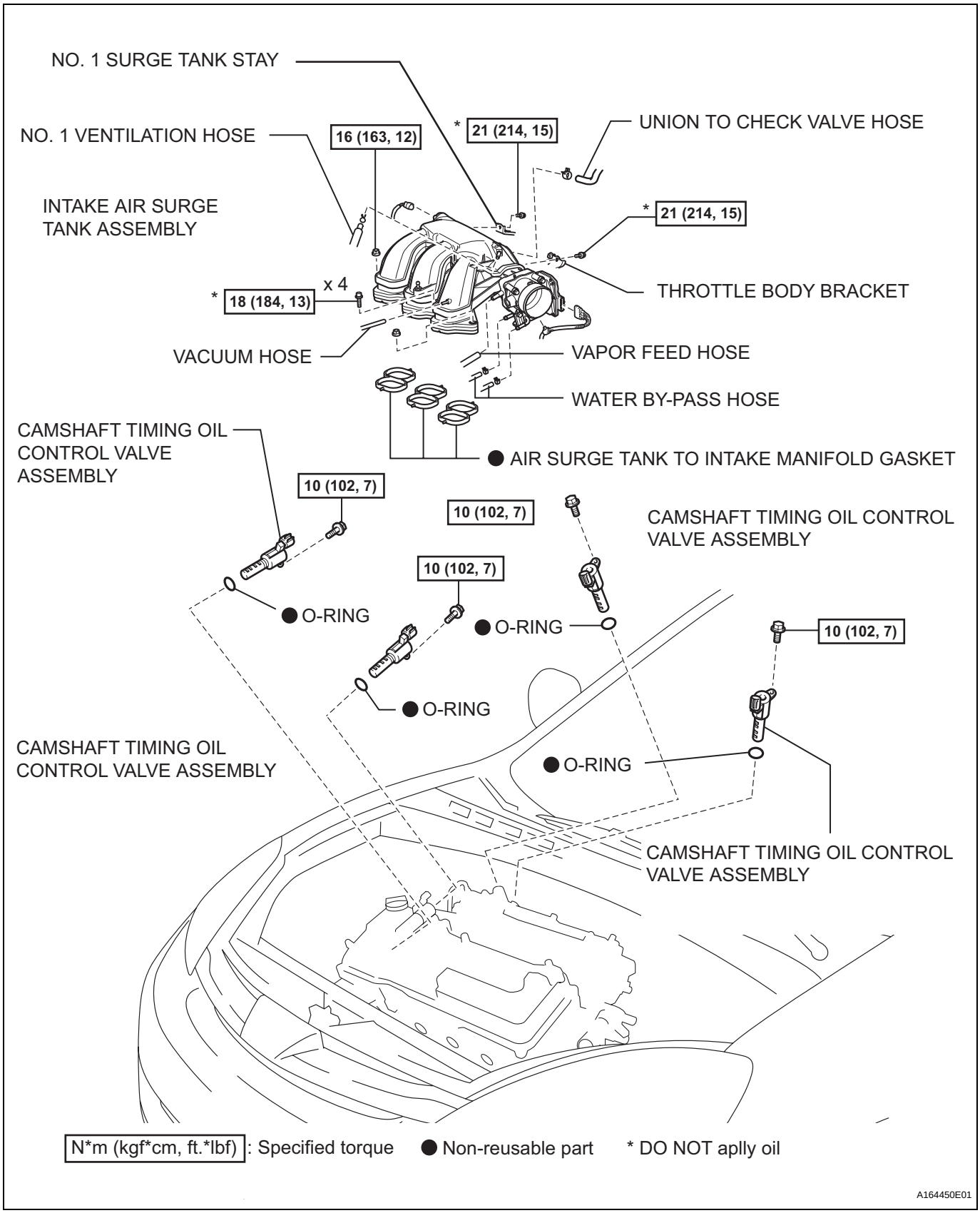
NO. 1 SURGE TANK STAY
NO. 1 VENTILATION HOSE
16 (163, 12)
* 21 (214, 15)
UNION TO CHECK VALVE HOSE
INTAKE AIR SURGE TANK ASSEMBLY
* 21 (214, 15)
x 4
* 18 (184, 13)
THROTTLE BODY BRACKET
VACUUM HOSE
VAPOR FEED HOSE
WATER BY-PASS HOSE
AIR SURGE TANK TO INTAKE MANIFOLD GASKET
CAMSHAFT TIMING OIL CONTROL VALVE ASSEMBLY
10 (102, 7)
10 (102, 7)
CAMSHAFT TIMING OIL CONTROL VALVE ASSEMBLY
10 (102, 7)
O-RING
O-RING
10 (102, 7)
O-RING
CAMSHAFT TIMING OIL CONTROL VALVE ASSEMBLY
O-RING
CAMSHAFT TIMING OIL CONTROL VALVE ASSEMBLY
N*m (kgf*cm, ft.*lbf): Specified torque
Non-reusable part
* DO NOT aplly oil
A164450E01