TEST MODE PROCEDURE

1. ENTER TEST MODE

HINT:

- Operation of the tire pressure warning reset switch can be checked in TEST MODE.
- During TEST MODE, the system is not initialized by pushing the tire pressure warning reset switch. The circuit of the tire pressure warning reset switch can be inspected during this mode.

(a) Make sure that the ignition switch is off.
(b) Connect the intelligent tester to DLC3.
(c) Turn the ignition switch to the ON position.
(d) Check that the tire pressure warning light comes on for 3 seconds and then goes off.
(e) Select the TEST MODE on the intelligent tester.

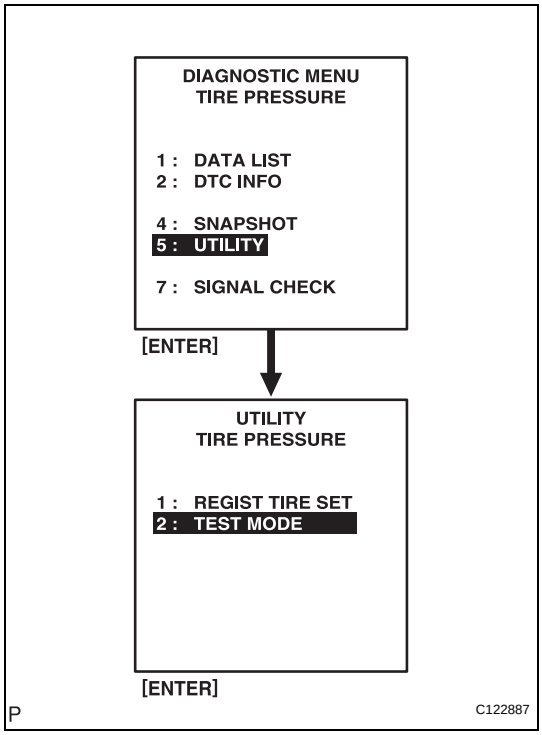

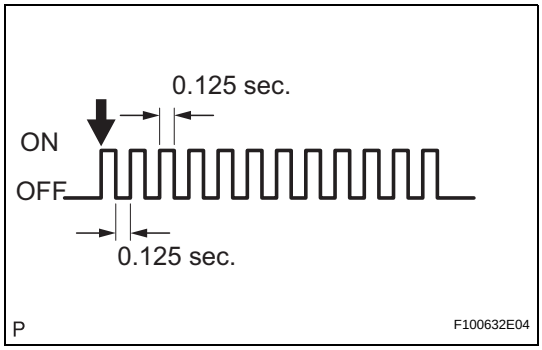

(f) Confirm that the tire pressure warning light in the combination meter blinks at 0.125-second intervals.

2. PERFORM SIGNAL CHECK

HINT:

- When entering signal check mode, the tire pressure warning ECU sets all the signal check DTCs first. After completing signal check for each inspection item, the DTCs for systems that are determined to be normal by the tire pressure warning ECU will be erased.
  The DTCs for other inspection items may not be erased when only a certain signal is inspected.
- When signal check returns to normal mode, all the signal check DTCs will be erased.

(a) Make sure that the ignition switch is off.
(b) Connect the intelligent tester to DLC3.
(c) Turn the ignition switch to the ON position.

(d) Select the SIGNAL CHECK on the intelligent tester.
HINT:
Every time the test mode DTC clear conditions are satisfied, the tire pressure warning light comes on for 1 second. Then, the tire pressure warning light blinks at 0.125-second intervals.

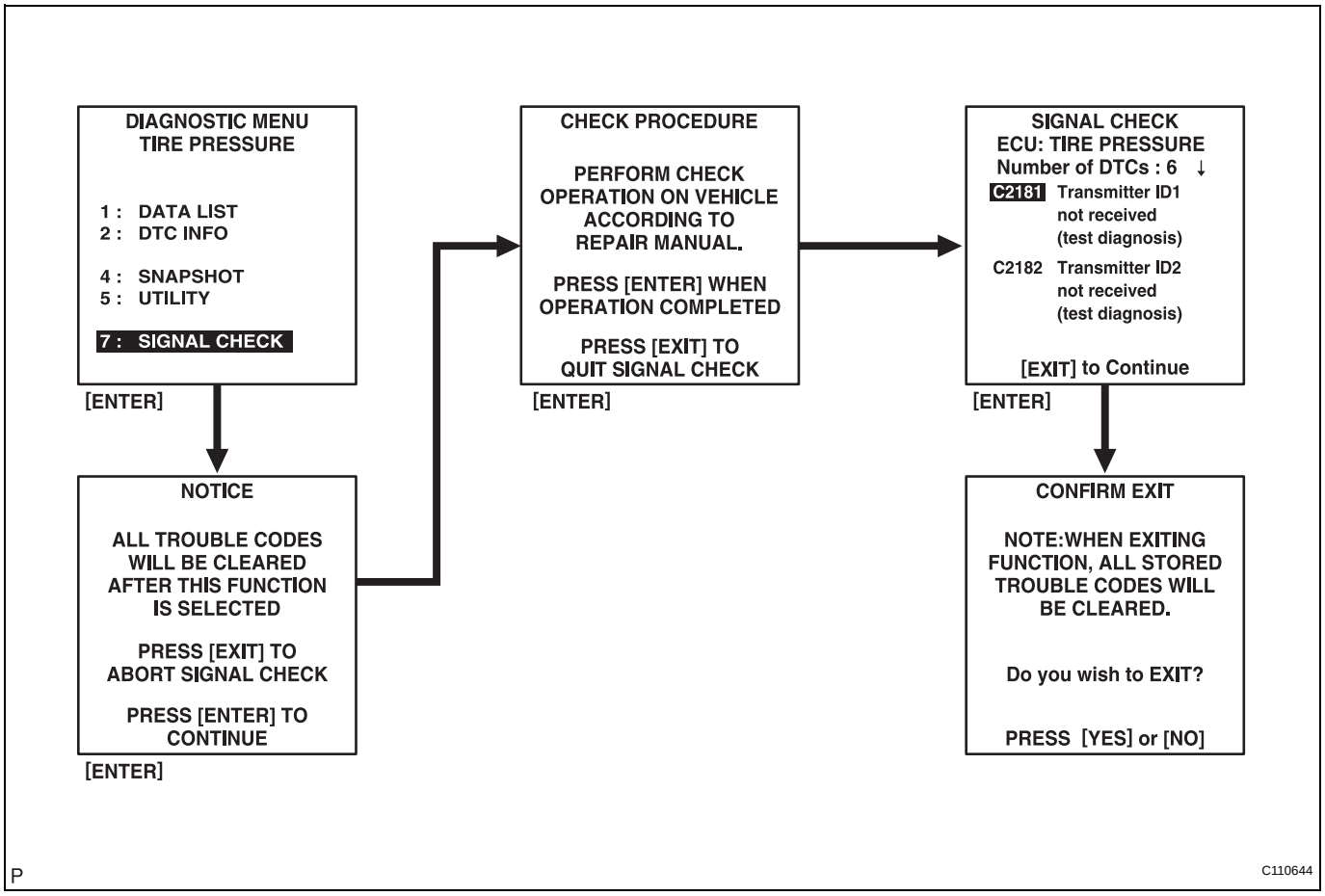

(e) Drive the vehicle at 12 mph (20 km/h) or more for 10 seconds or more to check the vehicle speed signal (C2191/91).

(f) Loosen the valve core and rapidly reduce the pressure (at least 40 kPa (0.41 kg/cm^2, 5.8 psi) within 30 seconds or more) to check the transmitter data (C2181/81 to C2184/84).
HINT:
The transmitter ID can be transmitted by rapidly reducing the tire pressure.

(g) Check that the tire pressure warning system test mode DTCs are erased.

Test Mode DTC	Test Signal	Test Mode DTC Clear Condition
C2181/81 to C2184/84	Transmitter Data	Data is received from the transmitter which has a registered ID in the tire pressure warning ECU
C2191/91	Vehicle Speed Signal	Vehicle speed of 12 mph (20 km/h) or more is detected for 3 seconds or more

(h) Check the tire pressure warning reset switch.
(1) Press the tire pressure warning reset switch.

(2) Check the tire pressure warning indicator light.

Test Signal	Normal Condition
Tire Pressure Warning Reset Switch	• Switch ON: TPWS indicator comes on • Switch OFF: TPWS indicator blinks at 0.125

(i) Result
HINT:
After the signal check is completed, check for a signal check DTC to confirm the system status.

Condition	Procedure
SIGNAL CHECK DTC is output	Repair the faulty part and enter SIGNAL CHECK again
SIGNAL CHECK DTCs are cleared	No problem

(j) End of SIGNAL CHECK
After completing the test mode (SIGNAL CHECK), turn the ignition switch off and disconnect the tester.
DTC of SIGNAL CHECK (TEST DIAGNOSIS) function:
If a trouble code is displayed during the test mode DTC check, check the circuit listed for that code. For details of each code, refer to the relevant page listed under respective "DTC No." in the chart.

DTC No.	Detection Item	Trouble Area	See procedure
C2181/81	Transmitter ID1 not received	• Tire pressure warning valve and transmitter • Tire pressure warning antenna and receiver • Wire harness or connector • Tire pressure warning ECU	TW-42
C2182/82	Transmitter ID2 not received	• Tire pressure warning valve and transmitter • Tire pressure warning antenna and receiver • Wire harness or connector • Tire pressure warning ECU	TW-42
C2183/83	Transmitter ID3 not received	• Tire pressure warning valve and transmitter • Tire pressure warning antenna and receiver • Wire harness or connector • Tire pressure warning ECU	TW-42
C2184/84	Transmitter ID4 not received	• Tire pressure warning valve and transmitter • Tire pressure warning antenna and receiver • Wire harness or connector • Tire pressure warning ECU	TW-42
C2191/91	Vehicle speed signal error	• Vehicle speed sensor • Combination meter assembly • Wire harness or connector • Tire pressure warning ECU	TW-70