DTC	C2176/76	Receiver Error

DESCRIPTION

The signals are transmitted to the tire pressure warning antenna and receiver on the body as radio waves and then sent to the tire pressure warning ECU.

DTC No.	DTC Detection Condition	Trouble Area
C2176/76	DTC is stored when any of the following is detected: • Malfunction in the tire pressure warning ECU internal circuit. • Terminal RF5V is shorted to ground. • Malfunction in the tire pressure warning antenna and receiver internal circuit.	• Tire pressure warning antenna and receiver • Wire harness or connector • Tire pressure warning ECU

WIRING DIAGRAM

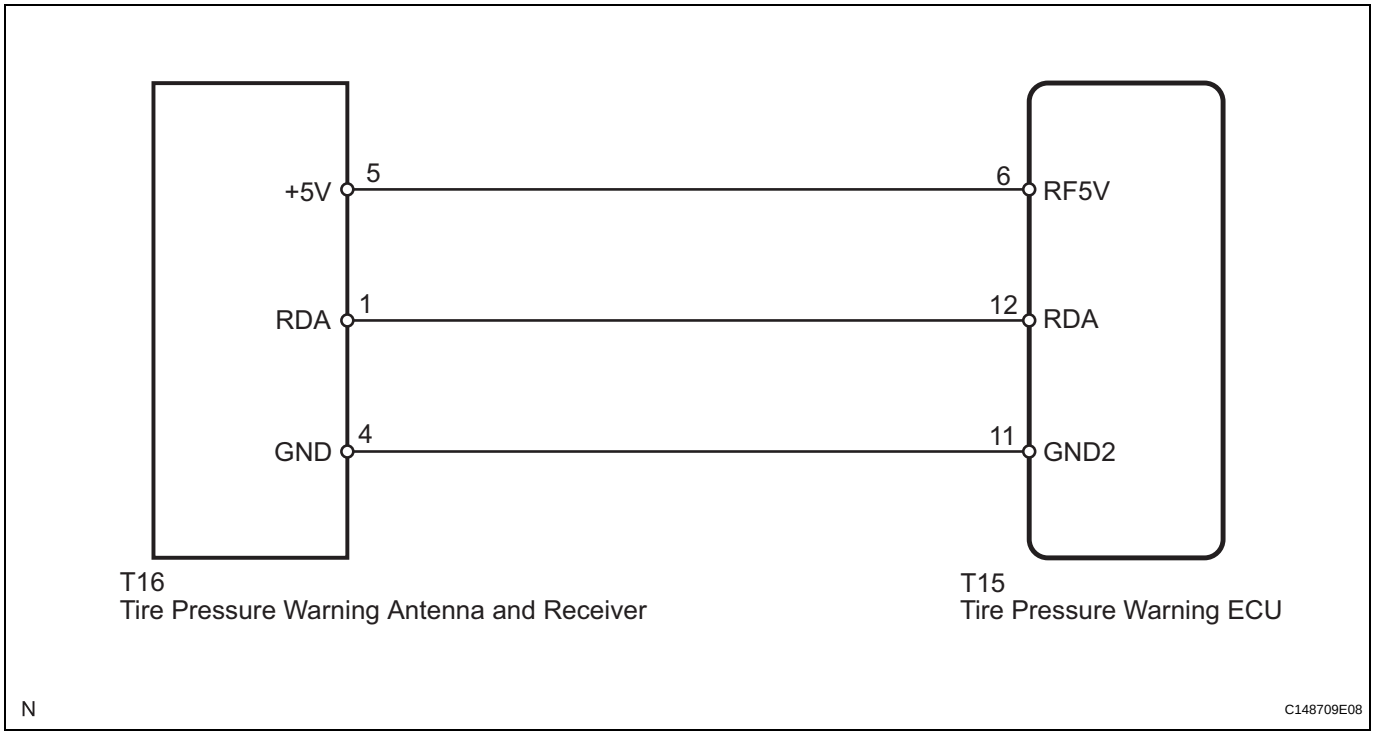

INSPECTION PROCEDURE

NOTICE:

- **When replacing the tire pressure warning ECU, read the IDs stored in the ECU using the intelligent tester and write them down before removal.**
- **It is necessary to perform initialization (See page TW-23) after registration (See page TW-20) of the transmitter IDs into the tire pressure warning ECU after the ECU has been replaced.**

1 CHECK HARNESS AND CONNECTOR (ECU - RECEIVER)

Front view of wire harness connector:
(to Tire Pressure Warning ECU)



Front view of wire harness connector:
(to Tire Pressure Warning Antenna and Receiver)

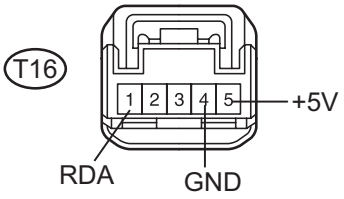

P C148708E15

(a) Disconnect the T15 ECU connector.
(b) Disconnect the T16 receiver connector.
(c) Measure the resistance according to the value(s) in the table below.

Standard resistance

Tester Connection	Condition	Specified Condition
T15-6 (RF5V) - T16-5 (+5V)	Always	Below 1 Ω
T15-12 (RDA) - T16-1 (RDA)		
T15-11 (GND2) - T16-4 (GND)		
T15-6 (RF5V) - Body ground		10 kΩ or higher
T15-12 (RDA) - Body ground		
T15-11 (GND2) - Body ground		

NG → **REPAIR OR REPLACE HARNESS OR CONNECTOR**

OK

2 CHECK TIRE PRESSURE WARNING ECU

Component with harness connected:
(Tire Pressure Warning ECU)

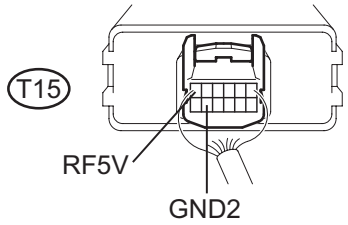

P C148710E06

(a) Reconnect the T15 ECU connector.
(b) Turn the ignition switch to the ON position.
(c) Measure the voltage according to the value(s) in the table below.

Standard voltage

Tester Connection	Switch Condition	Specified Condition
T15-6 (RF5V) - T15-11 (GND2)	Ignition switch ON	4.5 to 5.5 V

NG → **REPLACE TIRE PRESSURE WARNING ECU (See page TW-87)**

TW

OK

REPLACE TIRE PRESSURE WARNING ANTENNA AND RECEIVER (See page TW-81)