FRONT WIPER RUBBER

COMPONENTS

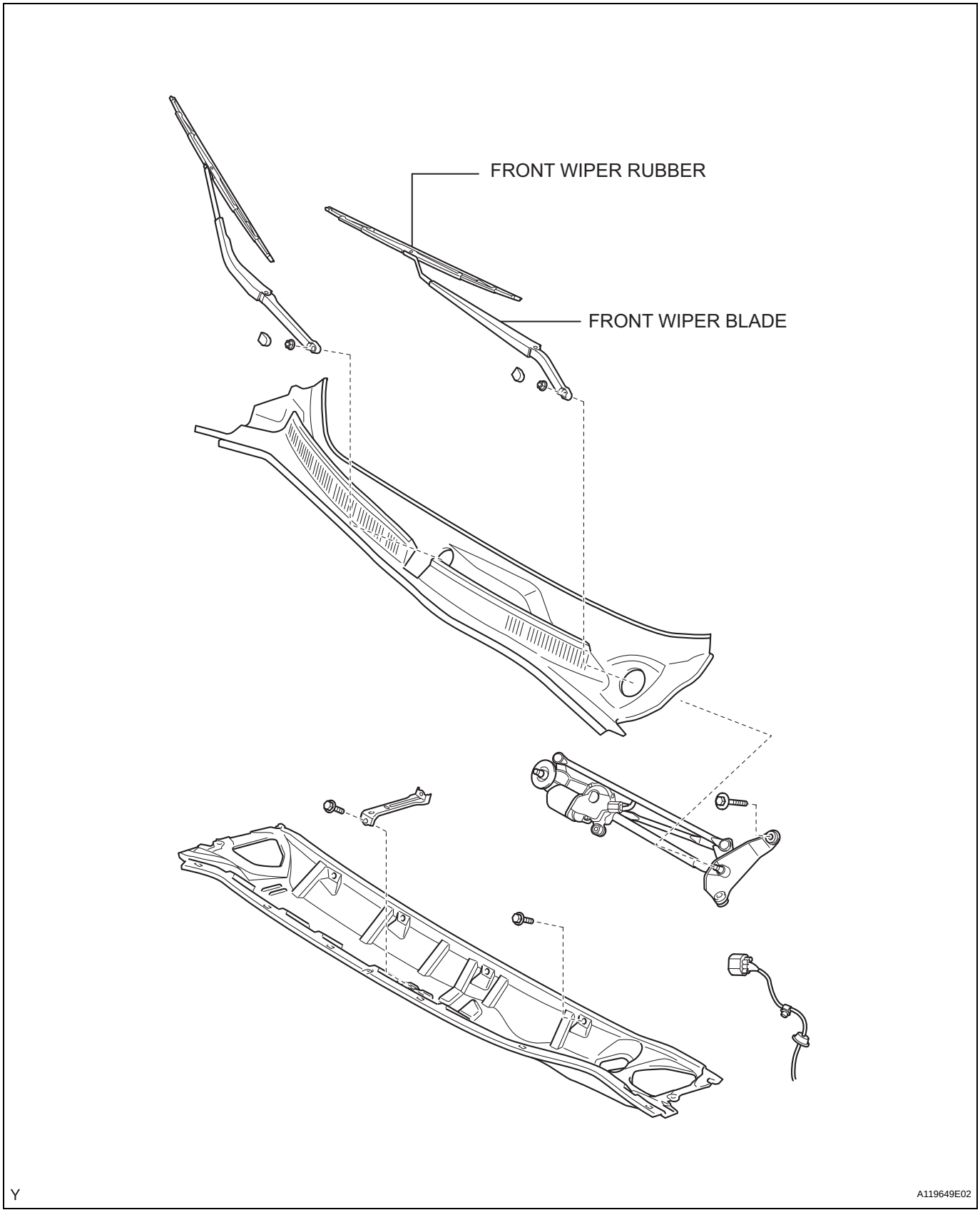

REMOVAL

1. REMOVE FRONT WIPER BLADE

(a) Remove the front wiper blade from the front wiper arm LH.

NOTICE:

Do not fold down the front wiper arm with the front wiper blade being removed from it.

2. REMOVE FRONT WIPER RUBBER

(a) Remove the front wiper rubber from the front wiper blade.

(b) Remove the 2 wiper rubber backing plates from the front wiper rubber.

INSTALLATION

1. INSTALL FRONT WIPER RUBBER

(a) Install the wiper rubber backing plates to the front wiper rubber.

NOTICE:

Be careful about the right side and the wrong side of the backing plates.

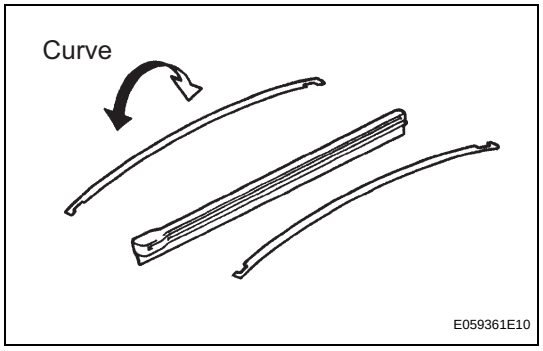

(b) Install the front wiper rubber so that the head part (Larger side) of the wiper rubber faces the arm axle side.

NOTICE:

Push the front wiper blade into the grooves of the wiper rubber to engage them completely.

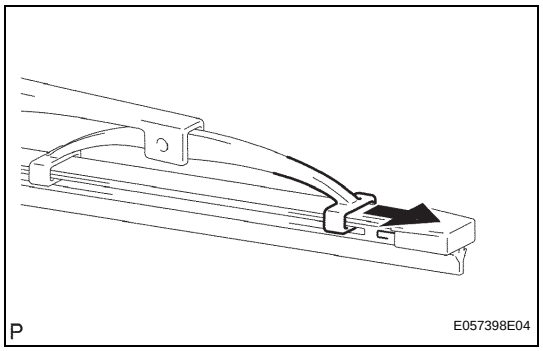

WW