Vehicle Position Mark Deviates Greatly

INSPECTION PROCEDURE

1 CHECK GPS MARK

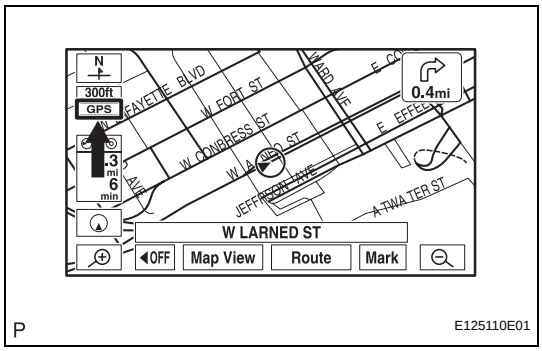

(a) Check that the GPS mark is displayed.
OK:
GPS mark is displayed.

NG → **GO TO "GPS MARK IS NOT DISPLAYED" IN PROBLEM SYMPTOMS TABLE**

OK

2 CHECK VEHICLE SENSOR (NAVIGATION CHECK MODE)



(a) Enter the "Navigation Check" mode (Vehicle Sensors) (See page NS-27).
(b) While driving the vehicle, compare the "Speed" indicator to the reading on the speedometer. Check that these readings are almost equal.
OK:
The readings are almost equal.

NG → **GO TO "SPEED SIGNAL DOES NOT CHANGE IN NAVIGATION CHECK MODE" IN PROBLEM SYMPTOMS TABLE**

OK

3 CHECK VEHICLE SENSOR (NAVIGATION CHECK MODE)

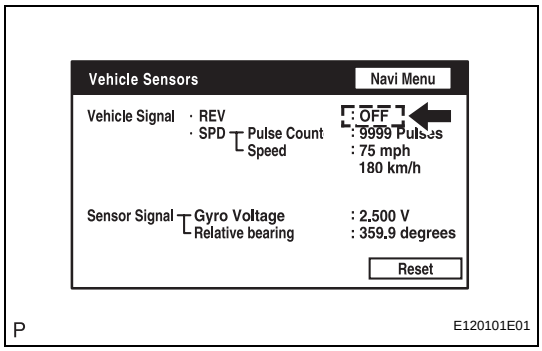

(a) Check that the display changes between ON and OFF according to the shift lever operation (P and R).
OK

Shift Lever Position	Display
P	OFF
R	ON

HINT:
The display is updated once per second. It is normal for the display to lag behind the actual switch operation.

NG → **GO TO "REVERSE SIGNAL DOES NOT CHANGE IN NAVIGATION CHECK MODE" IN PROBLEM SYMPTOMS TABLE**

NS

OK

PROCEED TO NEXT CIRCUIT INSPECTION SHOWN IN PROBLEM SYMPTOMS TABLE