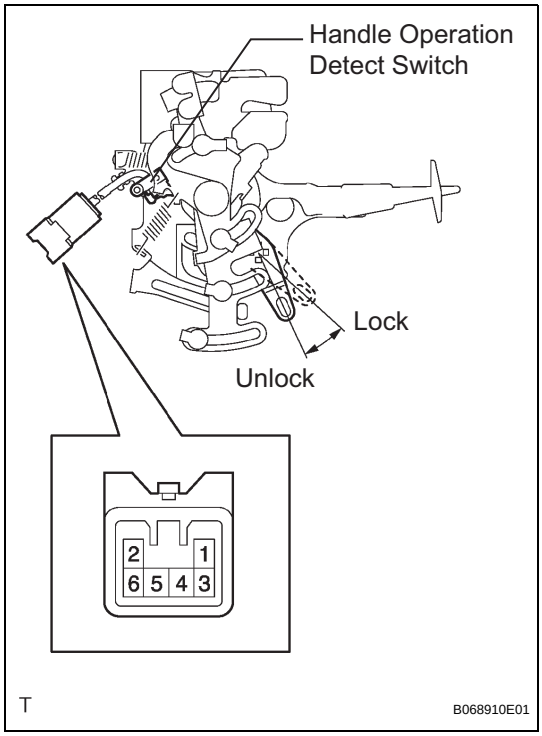

SLIDE DOOR LOCK

INSPECTION

1. INSPECT SLIDE DOOR LOCK REMOTE CONTROL SUB-ASSEMBLY LH

(a) Inspect the resistance of the switch.

Resistance

Terminal No.	Condition	Specified Condition
1 - 3	Unlock	10 kΩ or higher
	Lock	Below 1 Ω

If the result is not as specified, replace the control assembly.

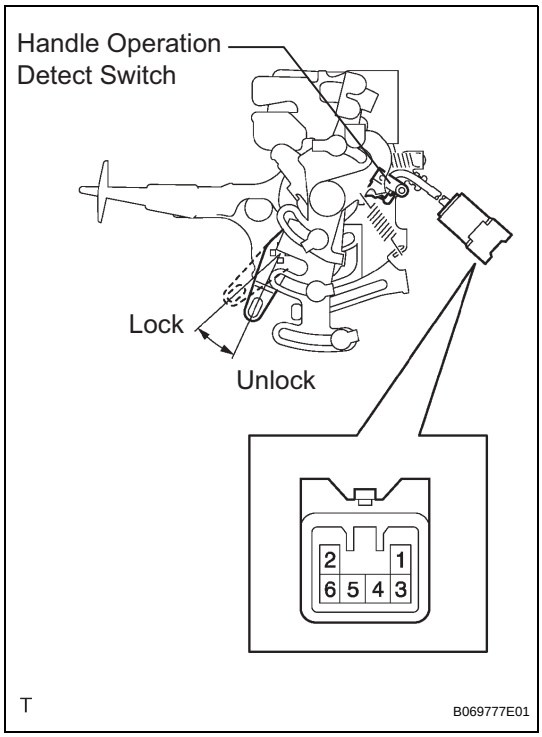

2. INSPECT SLIDE DOOR LOCK REMOTE CONTROL SUB-ASSEMBLY RH

(a) Inspect the resistance of the switch.

Resistance

Terminal No.	Condition	Specified Condition
1 - 3	Unlock	10 kΩ or higher
	Lock	Below 1 Ω

If the result is not as specified, replace the control sub-assembly.

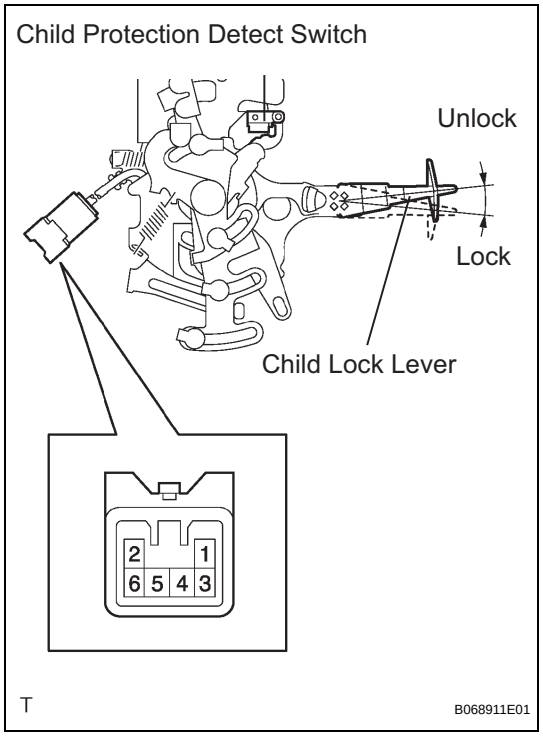

3. INSPECT SLIDE DOOR LOCK REMOTE CONTROL SUB-ASSEMBLY LH

(a) Inspect the resistance of the switch.

Resistance

Terminal No.	Condition	Specified Condition
4 - 5	Unlock	10 kΩ or higher
	Lock	Below 1 Ω

If the result is not as specified, replace the control sub-assembly.

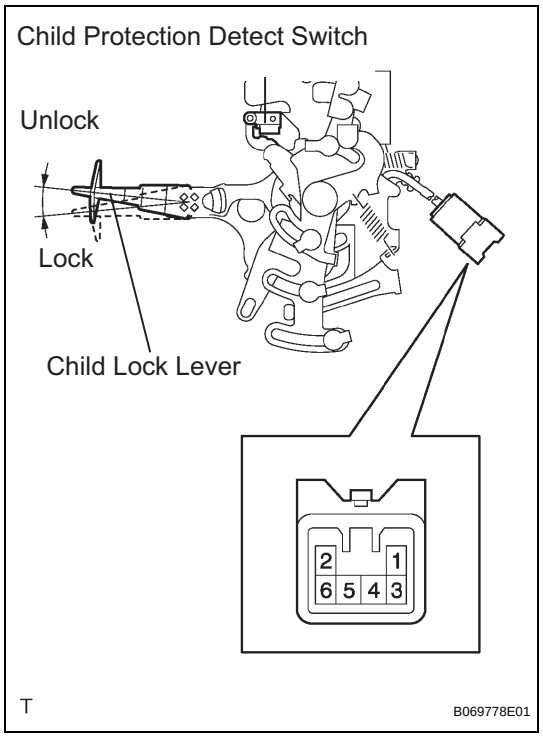

4. INSPECT SLIDE DOOR LOCK REMOTE CONTROL SUB-ASSEMBLY RH

(a) Inspect the resistance of the switch.

Resistance

Terminal No.	Condition	Specified Condition
4 - 5	Unlock	10 kΩ or higher
	Lock	Below 1 Ω

If the result is not as specified, replace the control sub-assembly.