CAN COMMUNICATION SYSTEM

PRECAUTION

1. SRS AIRBAG SYSTEM HANDLING PRECAUTIONS

(a) This vehicle is equipped with an SRS (Supplemental Restraint System) such as the driver airbag and front passenger airbag. Failure to carry out service operations in the correct sequence could cause unexpected SRS deployment during servicing and may lead to a serious accident. Before servicing (including installation / removal, inspection and replacement of parts), be sure to read the precautionary notice for the Supplemental Restraint System (See page RS-1).

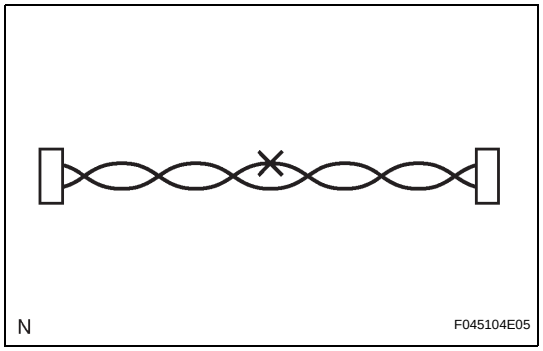

2. WIRE HARNESS REPAIR

(a) After repairing wire harness, wrap the repaired part with a vinyl tape.

NOTICE:

- **The CANL wire harness and CANH wire harness must be installed together all the time. When installing, make sure to twist them.**
- **The difference in the length of the CANL wire harness and CANH wire harness should be within 100 mm (3.937 in.).**

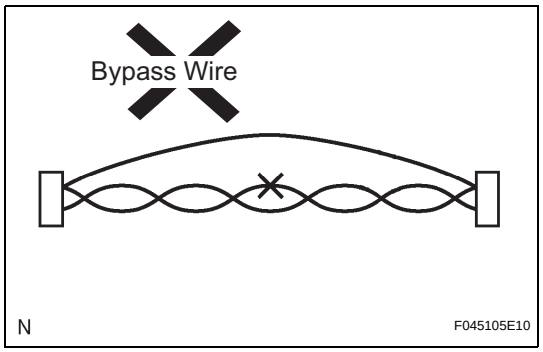

(b) Do not perform the bypass wiring between the connectors.

NOTICE:

If you perform the bypass wiring, the characteristic of the twisted wire harness will be lost.

3. CONNECTOR HANDLING

(a) When inserting tester probes into a connector, insert them from the rear of the connector.

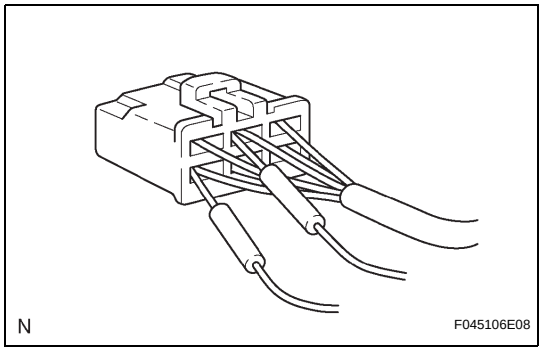

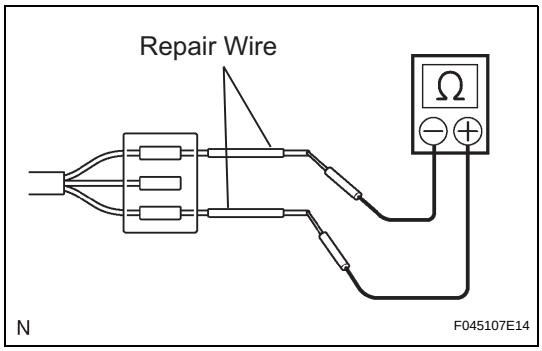

(b) If it is impossible to check resistance from the back of the connector, use a repair wire to check it.